

ASCO 2018 Cancer Opinions Survey

October 2018



Table of Contents

	Page
Research Objectives and Methodology	3
Report Notes	4
Executive Summary	5
Detailed Findings	11
General Health Questions	
• <i>General Views on Cancer</i>	12
• <i>Genetic Testing</i>	24
Government Action & Cancer	33
Personal Experiences with Cancer	
• <i>Access to High Quality Care</i>	42
• <i>Cancer Management</i>	48
• <i>Affordability of Cancer Care</i>	57
• <i>Clinical Trials</i>	65
Demographics	68
Cancer Profile	73
Appendix	77



Research Objectives and Methodology

Method statement *(first paragraph to be included in all materials for public release)*

This survey was conducted online in the U.S. by The Harris Poll on behalf of ASCO between July 10 – August 10, 2018 among 4,038 US adults aged 18+ and an oversample of 849 adults 18+ with cancer for a total of 1,001 adults with cancer. For all US adults age 18+ figures for age by gender, education, region, household size, marital status and employment status were adjusted, as needed to population distributions from the US Census Bureau, separately for Hispanic, Black/African American (not Hispanic) and all other (not Hispanic). Then each race/ethnicity group then combined overall total based on their proportion within the US adult population. The adults age 18+ with cancer were weighted separately, as needed, using population distributions from the CDC's NHIS for those diagnosed with cancer, using the same demographic variables as above.

All sample surveys and polls, whether or not they use probability sampling, are subject to multiple sources of error which are most often not possible to quantify or estimate, including sampling error, coverage error, error associated with nonresponse, error associated with question wording and response options, and post-survey weighting and adjustments. Therefore, The Harris Poll avoids the words “margin of error” as they are misleading. All that can be calculated are different possible sampling errors with different probabilities for pure, unweighted, random samples with 100% response rates. These are only theoretical because no published polls come close to this ideal. Respondents for this survey were selected among those who have agreed to participate in online surveys. No estimates of theoretical sampling error can be calculated.



Report Notes

- Percentages may not add up to 100% due to weighting and/or computer rounding and the acceptance of multiple responses.
- Unless otherwise noted, results for the Total (general population) are displayed.
- Statistical significance testing (at 95% confidence) is included where applicable – significant differences are noted throughout the report with letters (A,B).
- Colors and icons differentiate which audience is being represented within detailed findings as shown in the box below.



n=1001

“Have/had cancer”
Have been diagnosed with cancer themselves



n=593

“Family member/loved one”
Immediate family member/loved one has had cancer, but is not a caregiver



n=402

“Caregiver”
Immediate family member/loved one has had cancer, and provides unpaid care for that person



n=2891

“No cancer experience”
Self or immediately family member have not been diagnosed with cancer

Collectively, these 3 audiences are referenced to as “Those touched by cancer” for brevity.



Executive Summary

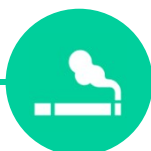


General Views On Cancer

A majority of adults have a concern of developing cancer in their lifetime (58%)

This concern has decreased since 2017 (from 63% to 58%)

- Similar trends followed for heart attacks, stroke, Alzheimer's, and arthritis



Those who have seen someone go through cancer – as a loved one (65%) or caregiver (67%) – most commonly say suffering or experiencing pain is their greatest concern about getting cancer

Americans feel most cancers are caused by lifestyle choices (33%) and increasingly environmental factors (10% in 2017 vs. 12% in 2018)

Smoking is seen as the biggest risk factor (80%) and not smoking or using tobacco products is the most common way people try to reduce their risk (62%)



Genetic Testing

Compared to commercially available tests, genetic tests ordered by doctors are seen as more reliable by most (73%)

More than half who have not had a test (57%) say they wish they had more information about where to go to have a test performed



Only about one in 10 have ever used a genetic test

- 9% have used a commercially available test, 11% have used a genetic test ordered by a doctor to determine risk for certain types of cancer


Yet, more than a third say they are likely to get a commercial (36%) or test ordered by their doctor in the future (39%)

Most who have had a test say it provided valuable information (76%) but more than half (56%) say they are not sure what to do with the information



Quality Care

Most cancer patients (89%) say that they are receiving the best possible care



Yet, around 1 in 4 (26%) say there weren't enough doctors who specialize in cancer care near where they live and they had to travel too far to see the doctor who was managing their care (23%)

Most cancer patients (72%) are uncertain how the future of the healthcare system will impact their ability to best possible cancer care – particularly those in rural America (79%)



Medical Marijuana & Opioids

Most Americans (83%) support the use of medical marijuana among cancer patients

- More than three in five patients (62%) they were/are open to using medical marijuana to alleviate their cancer pain, nausea, or other symptoms
- But, more than half of patients (58%) say they wish they had more information about the benefits of using medical marijuana

Three in four adults (73%) say that any new rules and regulations that would make prescription opioids harder to obtain should not be applicable to cancer patients

- More than two-thirds of adults (69%) say the benefits of using prescription opioids to manage cancer pain outweigh the risks of potentially becoming addicted
- And, most of patients (63%) believe the benefits outweigh the risks



Costs & Government Spending



Finances cause anxiety in nearly seven in ten patients and caregivers (69%)

One in five patients (20%) have taken some action to reduce cancer treatment costs

Though a minority of patients (31%) have taken steps to pay for their care, 17% say they have dipped into savings

Caregivers are more likely to be affected with 61% saying they have taken some action to help pay for cancer care for the patient – most commonly dipping into savings (35%), working extra hours (23%)

Most commonly delaying scans (7%), skipping or delaying appointments (7%), and cutting pills in half (6%)

Most (88%) would also like to see Medicare allowed to directly negotiate Rx prices with drug makers and 86% would like to see the government regulate the price of cancer drugs to help lower costs



A vast majority (88%) feel it is important that the U.S. government spend substantial funds for research

This rises to 93% among those who have ever had cancer

Further, more than half (55%) think the federal spend for cancer research is too little, with most (67%) saying the government should spend more on treatments and cures specifically

This is especially true among those who have been diagnosed with cancer (75%)



Detailed Findings



General Health Questions

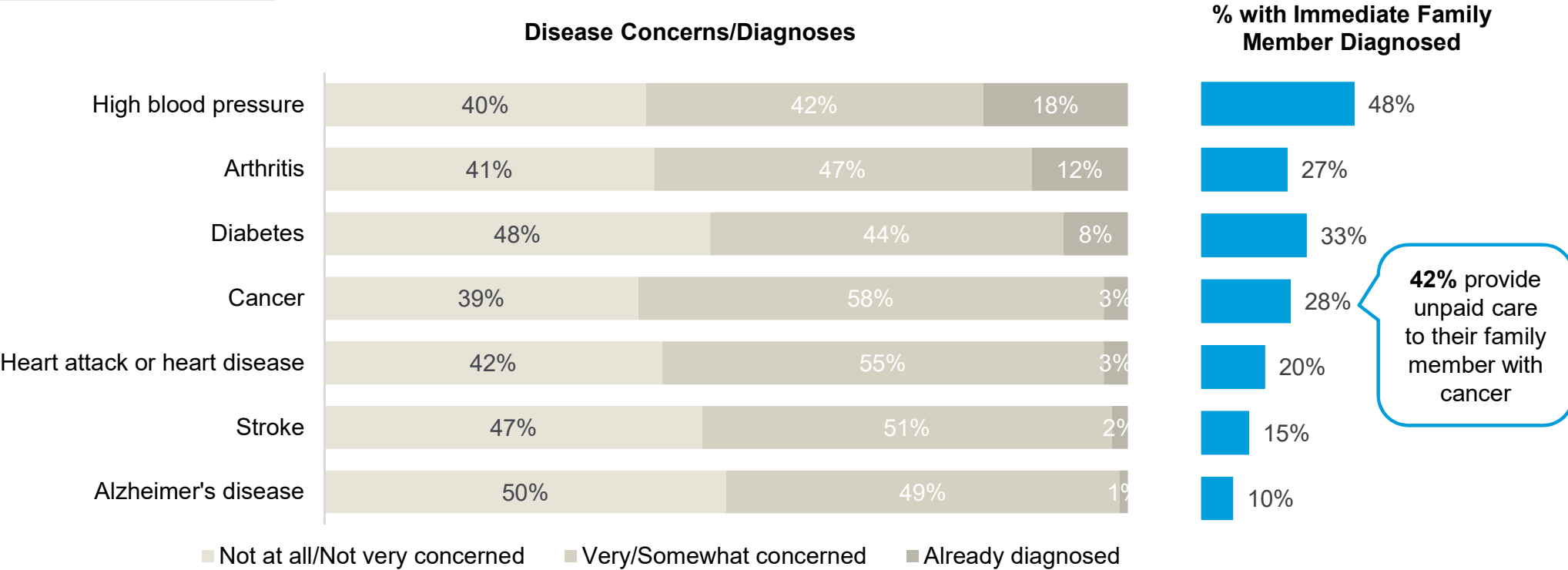
General Views on Cancer



Majority Of Adults Have A Concern Of Developing Cancer In Their Lifetime

Among those who have a family member diagnosed with cancer, over 4 in 10 provide unpaid care to their loved one

General Population



BASE: QUALIFIED RESPONDENTS (n=4038)
Q601 How concerned are you that you may develop the following diseases in your lifetime?
Q615 Has a doctor, nurse, or other health professional ever told an immediate family member (child, parent, sibling) or loved one that they have any of the following? Please select all that apply.
BASE: IMMEDIATE FAMILY MEMBERS HAVE/HAD CANCER(n=1075)
Q13 You indicated that an immediate family member or loved one has been diagnosed with cancer. Have you provided unpaid care to this person?

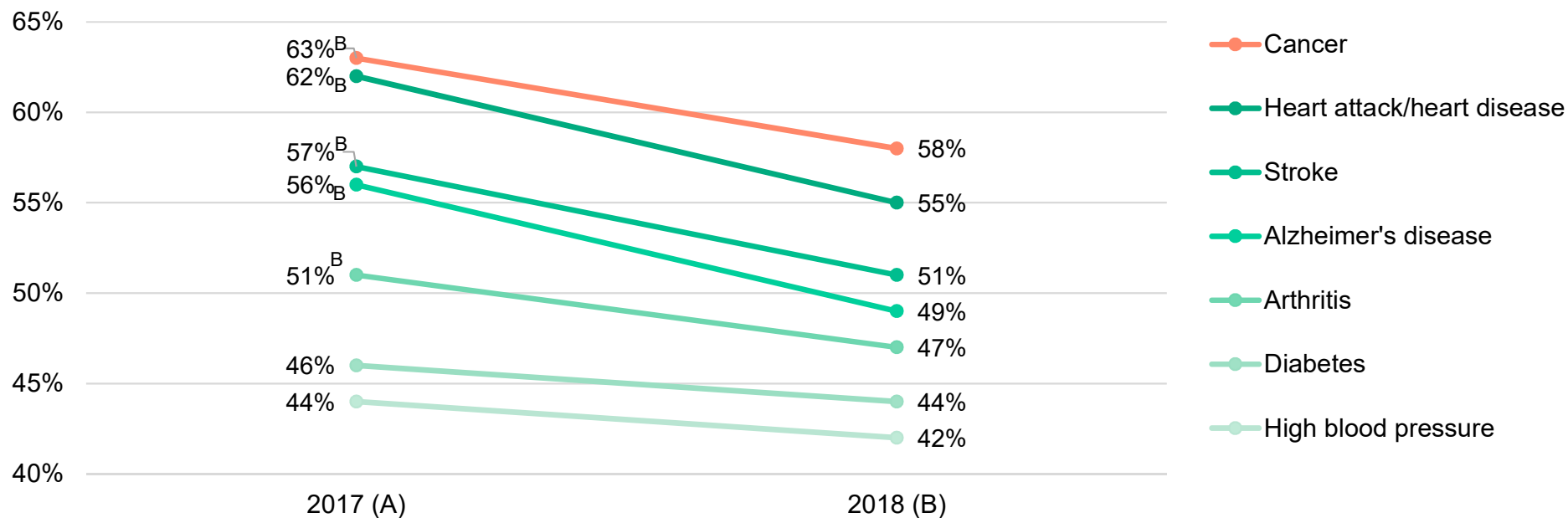


Concern Over Lifetime Cancer Risk Has Decreased Since 2017

However, majority remain concerned – similar trends followed for heart attacks, stroke, Alzheimer's, and arthritis

General Population

Trended Disease Concern
(% Very/Somewhat concerned)



BASE: QUALIFIED RESPONDENTS (2017; n=4016, 2018; n=4038)

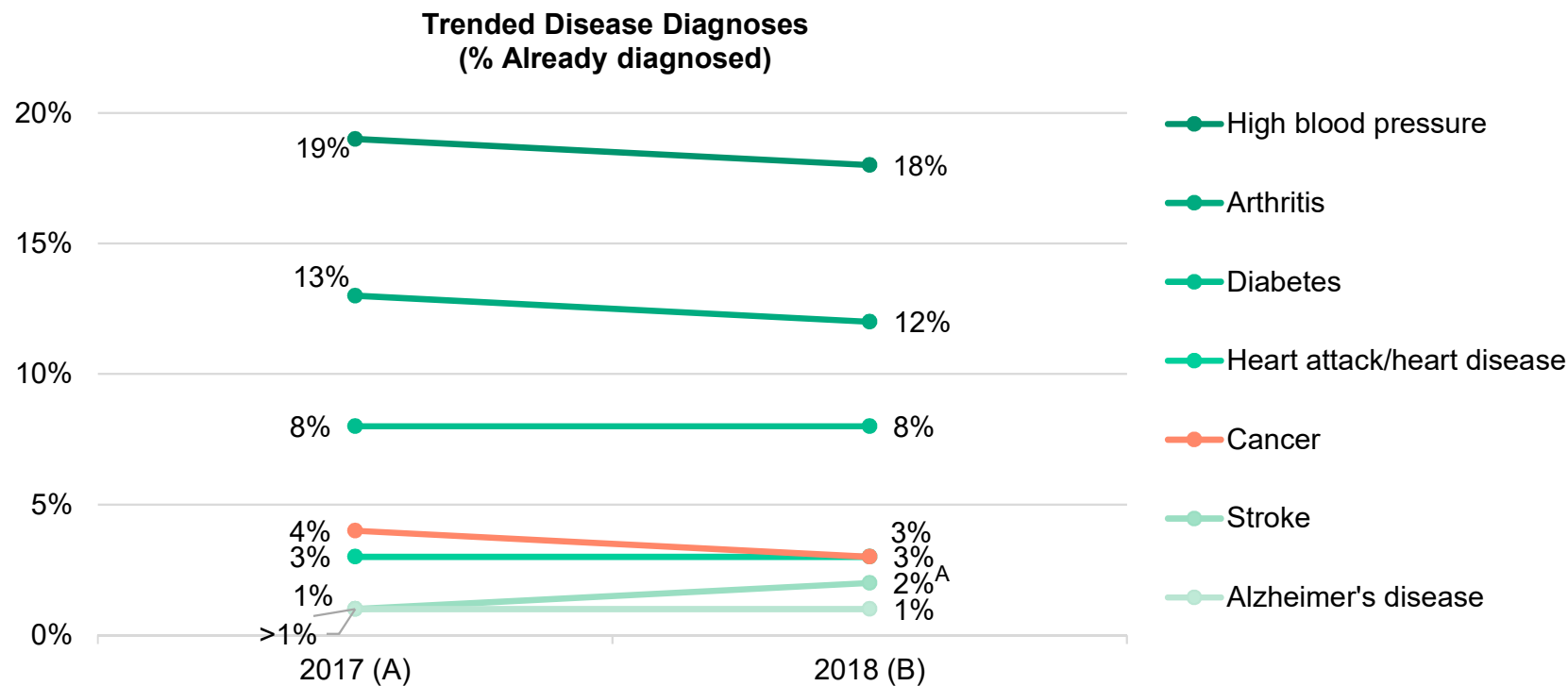
Q601 How concerned are you that you may develop the following diseases in your lifetime?



Adults Report Diagnoses Of Most Diseases Remain Consistent Year-Over-Year

Strokes see an increase in diagnoses over 2017, though still an extremely small percentage

General Population



BASE: QUALIFIED RESPONDENTS (2017; n=4016, 2018; n=4038)

Q601 How concerned are you that you may develop the following diseases in your lifetime?

Q615 Has a doctor, nurse, or other health professional ever told an immediate family member (child, parent, sibling) or loved one that they have any of the following? Please select all that apply.

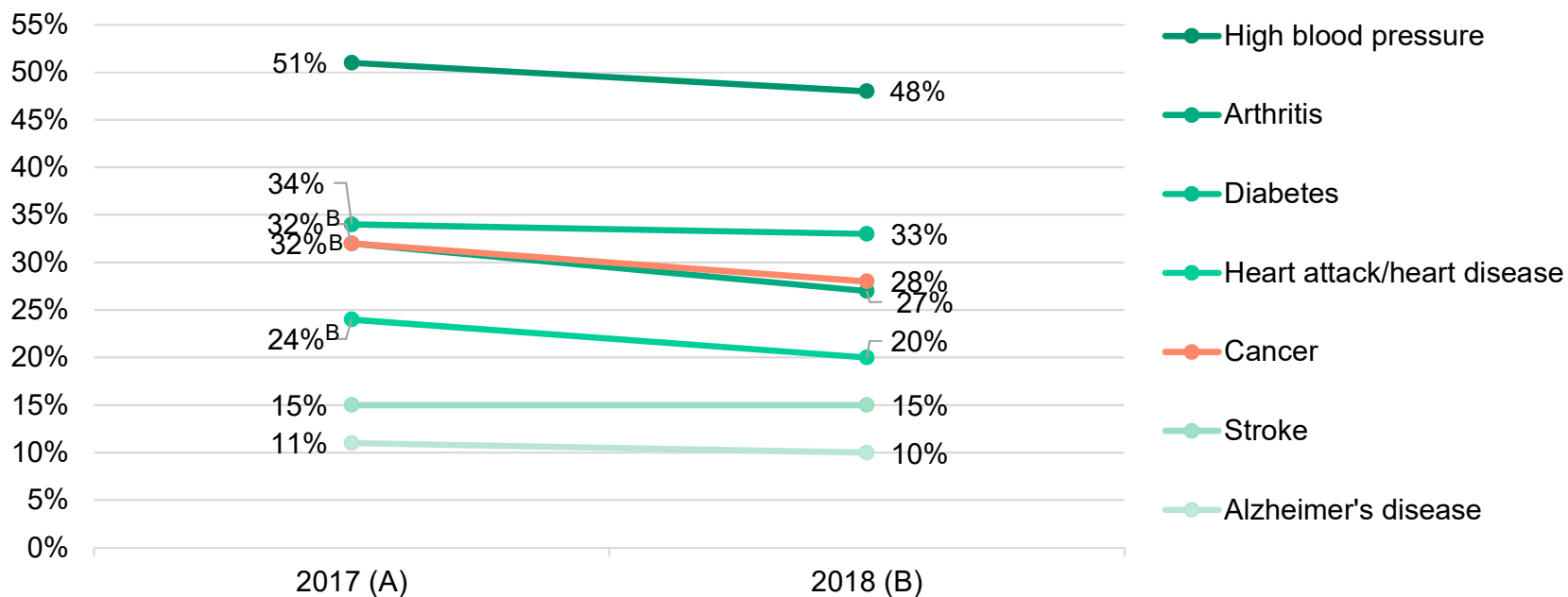


Loved Ones' Cancer Diagnoses Have Decreased Since 2017

Similar trends exist for heart attacks and arthritis

General Population

**Trended Disease Diagnoses for Immediate Family Member or Loved One
(% Already diagnosed)**



BASE: QUALIFIED RESPONDENTS (2017; n=4016, 2018; n=4038)

Q615 Has a doctor, nurse, or other health professional ever told an immediate family member (child, parent, sibling) or loved one that they have any of the following? Please select all that apply.

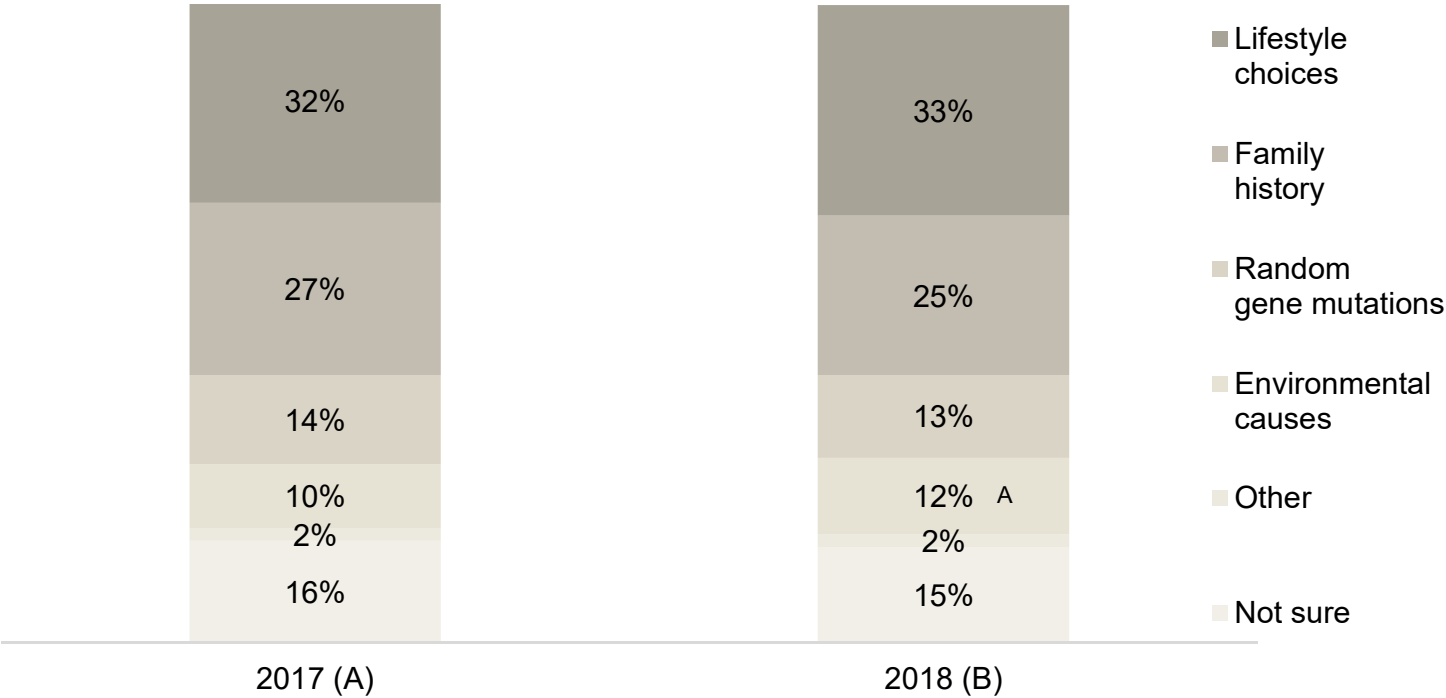


One Third Feel Most Cancers Are Caused By Lifestyle Choices

Belief that most cancers are caused by environmental causes has increased since 2017

General Population

Trended Beliefs About Causes of Cancer



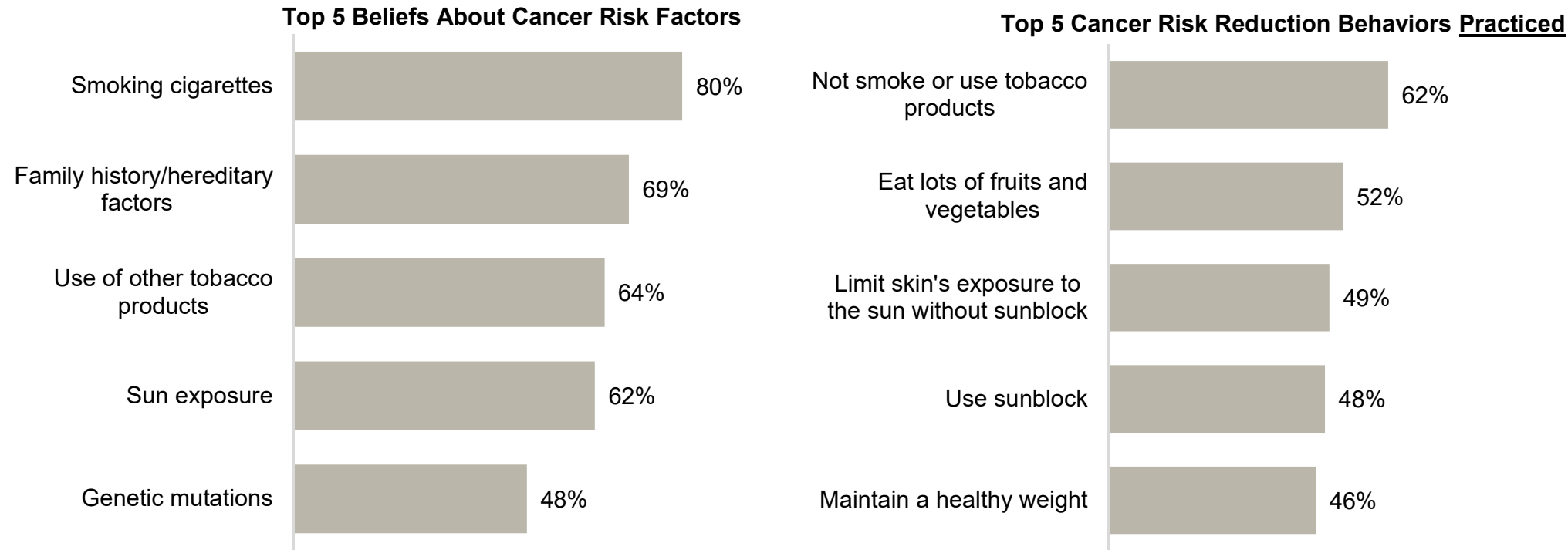
BASE: QUALIFIED RESPONDENTS (2017; n=4016, 2018; n=4038)
Q700 Which of the following do you think most cancers are caused by?



Alcohol Does Not Make List of Top 5 Most Commonly Known Risk Factors

Smoking, family history, and use of other tobacco products are the most commonly reported perceived cancer risk factors

General Population



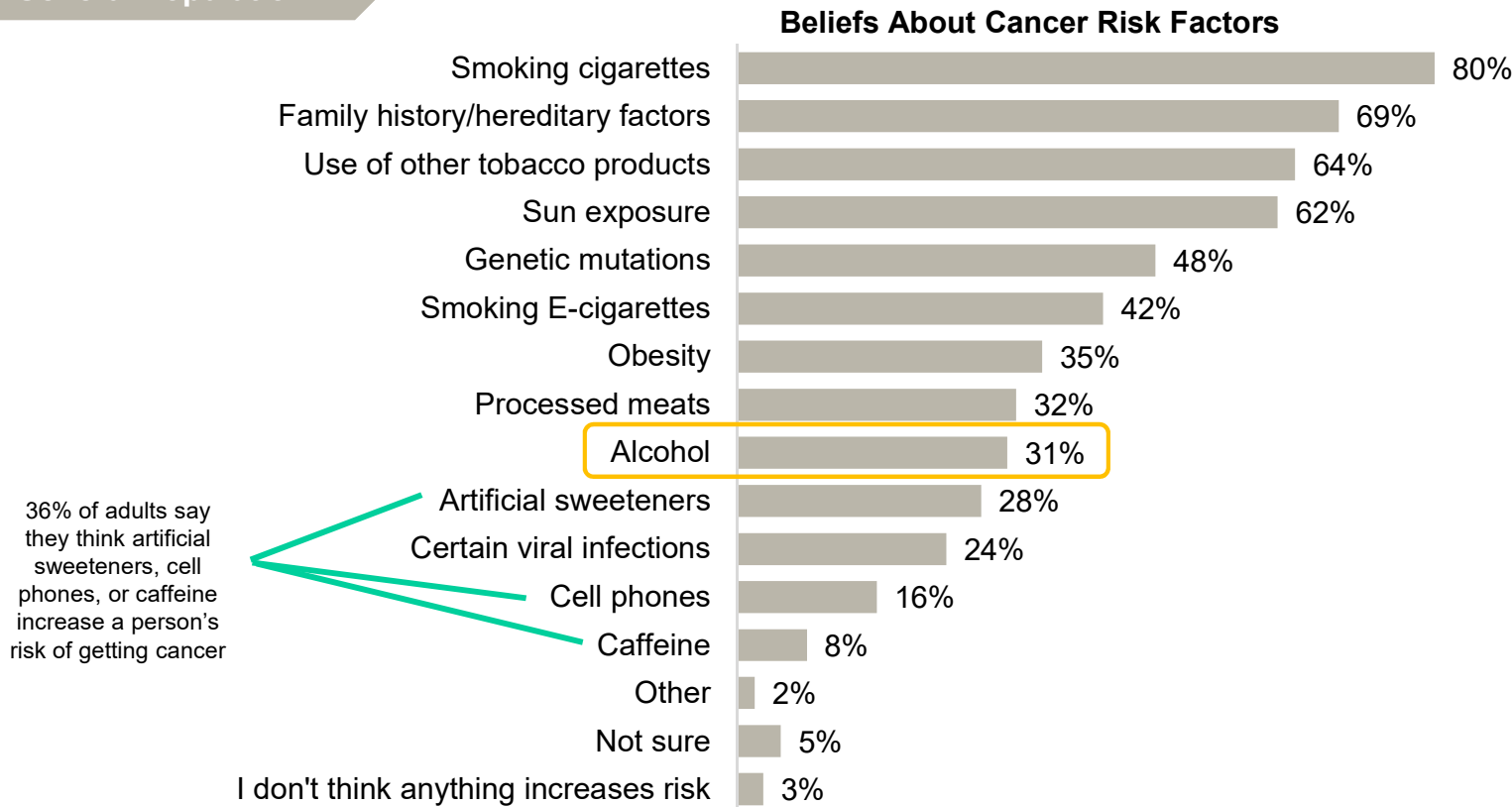
BASE: QUALIFIED RESPONDENTS (n=4038)
Q705 Which of the following do you think increases a person's risk of getting cancer? Please select all that apply
Q715 Which of the following describes what you currently do to reduce your risk of getting cancer [again or getting another type of cancer]? Please select all that apply..



Younger Americans More Likely To Know Alcohol Is A Risk Factor

Around one in three younger Americans know alcohol is a risk factor but only about one in four adults 54+ say the same

General Population



Age 18-37 (A)	Age 38-53 (B)	Age 54-71 (C) _{AB}	Age 72+ (D) _A
75%	78%	88% _{AB}	85% _{AB}
64%	63%	76% _{AB}	77% _{AB}
58%	59%	73% ^{AB}	66%
56%	59%	71% ^{AB}	67% ^A
49%	43%	52% ^B	53% ^B
39%	41%	45% ^A	44%
36%	36%	33%	28%
30%	32%	34%	30%
34% ^{CD}	32% ^C	26%	25%
25%	31% ^{AD}	31% ^{AD}	19%
27%	24%	22%	25%
19% ^{CD}	17% ^D	13%	8%
12% ^{CD}	9% ^C	3%	5%
1%	3% ^A	2%	1%
4%	7% ^{AC}	4%	6%
4% ^C	5% ^C	2%	2%

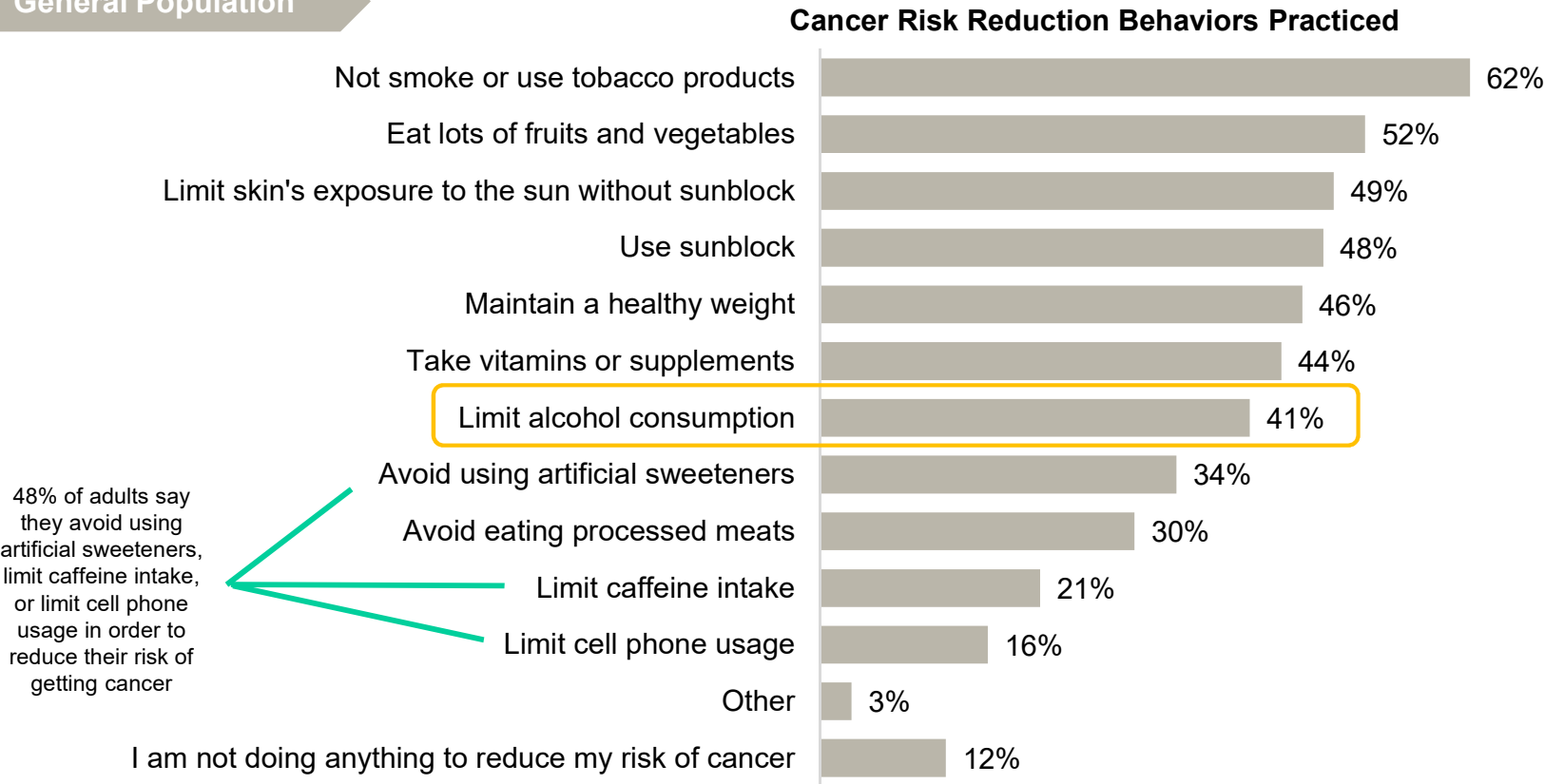
BASE: QUALIFIED RESPONDENTS (n=4038)
Q705 Which of the following do you think increases a person's risk of getting cancer? Please select all that apply.



Despite Knowing It's A Risk, Younger People Are Not Likely To Limit Alcohol

However, nearly half of older Americans say they limit alcohol consumption to reduce their risk of getting cancer

General Population



Age 18-37 (A)	Age 38-53 (B)	Age 54-71 (C)	Age 72+ (D)
56%	55%	71% ^{AB}	76% ^{AB}
47%	50%	57% ^{AB}	58% ^A
44%	44%	58% ^{AB}	51%
50% ^D	49% ^D	48% ^D	36%
45%	45%	47%	48%
37%	45% ^A	49% ^A	53% ^A
34%	42% ^A	47% ^A	46% ^A
29%	36% ^A	38% ^A	35%
27%	29%	33% ^A	29%
20%	22%	21%	22%
14%	16%	18%	22% ^A
3%	4% ^C	2%	1%
13% ^C	14% ^C	9%	16% ^C

BASE: QUALIFIED RESPONDENTS (n=4038)
Q715 Which of the following describes what you currently do to reduce your risk of getting cancer [again or getting another type of cancer]? Please select all that apply.

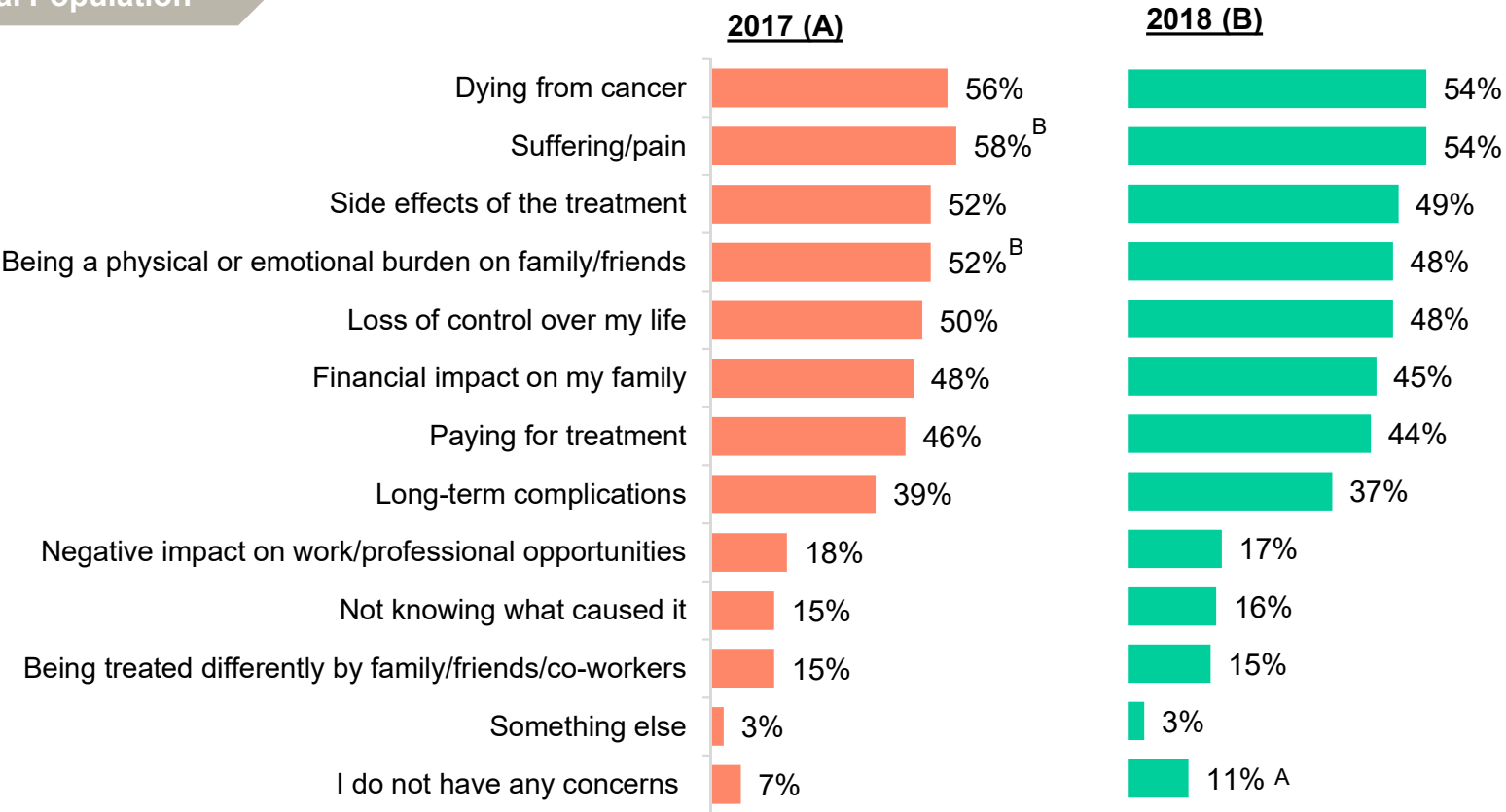


Death And Suffering Are The Top Cancer Diagnosis Concerns, Says Majority

However, when financial concerns are combined, they are on par with dying and suffering

General Population

Trended Greatest Concerns about Cancer



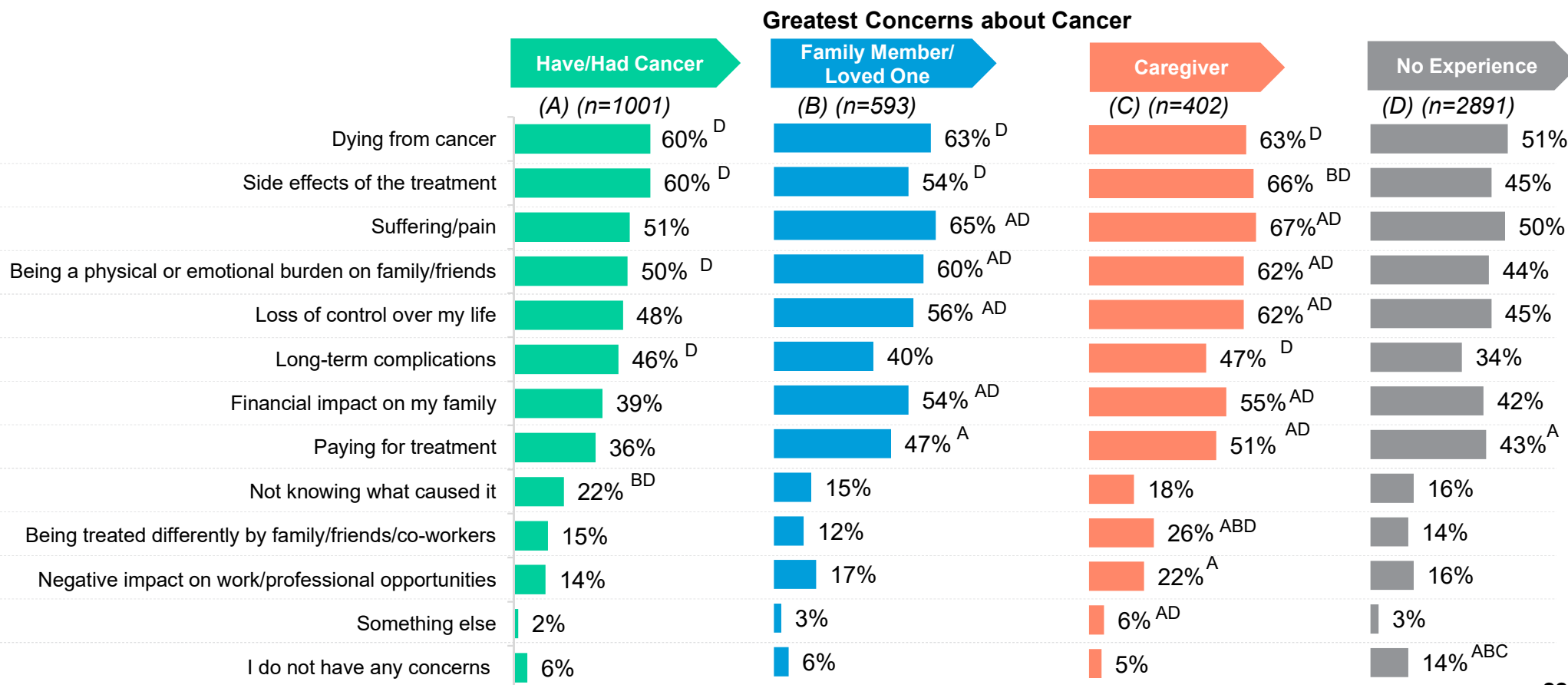
Financial (NET)
2017 2018
60% 57%

BASE: QUALIFIED RESPONDENTS (2017; n=4016, 2018; n=4038)
Q770 What are/were your greatest concerns about being diagnosed with cancer? Please select all that apply.



2 in 5 With No Experience With Cancer Are Already Concerned About Costs

Interestingly, those who have cancer are less likely to be concerned they will be a burden compared to family members and caregivers of the ill



BASE: QUALIFIED RESPONDENTS

Q770 What are/were your greatest concerns about being diagnosed with cancer? Please select all that apply.

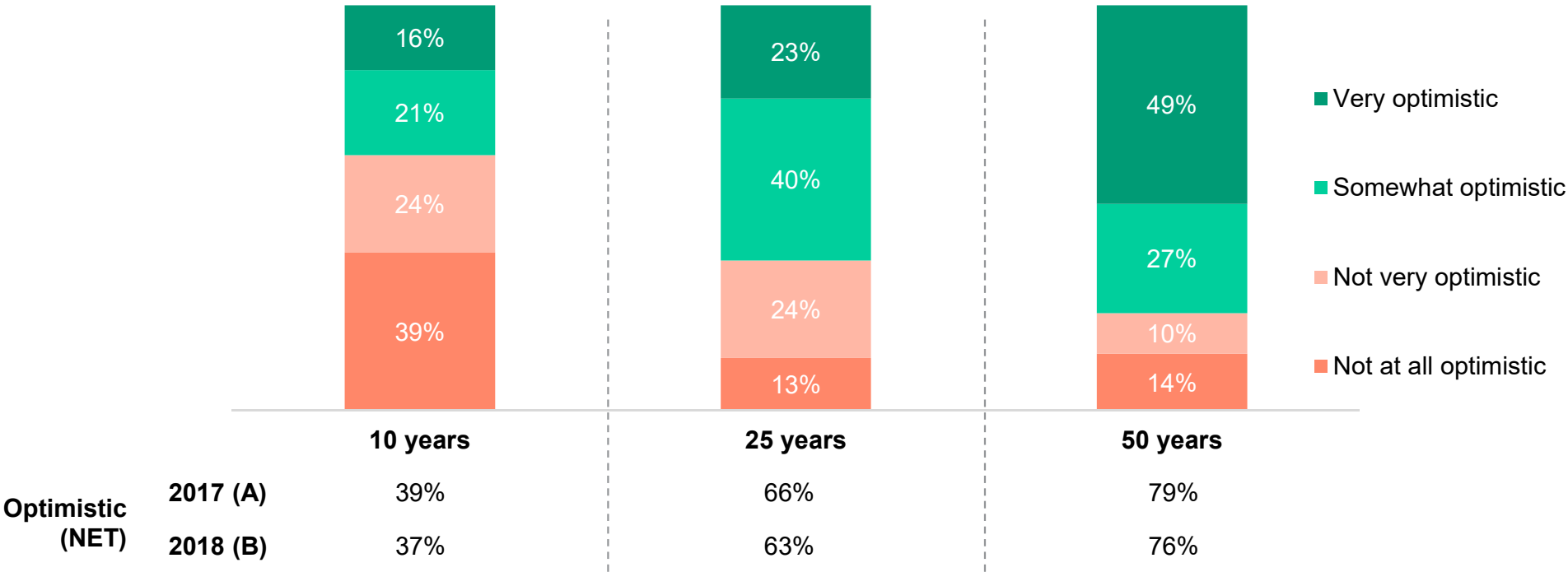


Nearly Half Are Very Optimistic Cancer Is Curable In The Next 50 Years

Fewer than four in 10 feel that cure is on the horizon in the next 10 years

General Population

Optimism About Majority of Cancers Being Cured



BASE: QUALIFIED RESPONDENTS (2018; n=4038, 2017; n=4016)
Q785 How optimistic are you that the majority of cancers will be curable within the next...?



General Health Questions

Genetic Testing



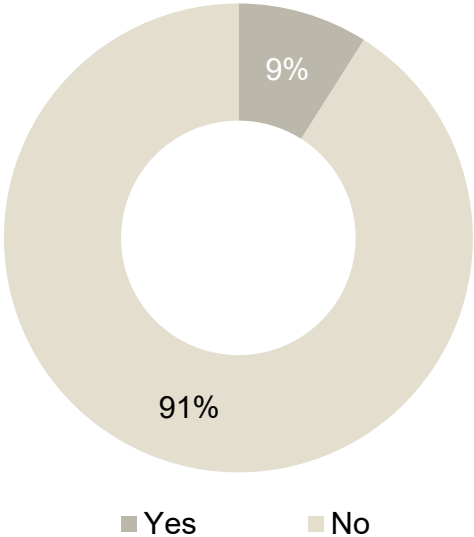
One Quarter Say They Have Used Commercially Available Genetic Tests

One in ten say their doctor has ordered a genetic test for them

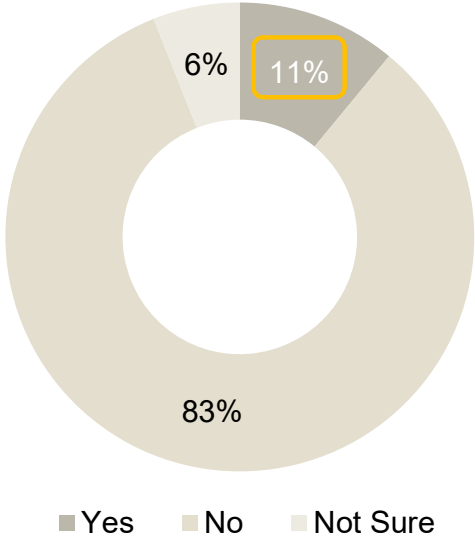
General Population

Usage Of Commercially Available Tests To Determine Increased Risk For Certain Types Of Cancer

Adults 18-37 are most likely to say they have had a commercially available test (16%) and/or a test ordered performed by their doctor (18%) to determine their risk for cancer



Genetic Tests Ordered/Performed By Doctor To Determine Risk For Certain Types Of Cancer



Adults with higher household incomes are more likely to say they have taken a commercially available or test preformed by their doctor (<\$35K 9%, \$35K-<\$75 9%, \$75K+ 14%)

BASE: QUALIFIED RESPONDENTS (n=4038)
Q30 Have you ever used a commercially available genetic/DNA/genealogy test (i.e., a test performed via a blood draw or saliva sample) (e.g., 23andMe, Ancestry.com, MyHeritage, Living DNA, Vitagene, GPS Origins, etc.) for any of the following reasons? Please select all that apply.
Q730 Have you ever had a genetic/DNA test ordered/performed by your doctor or a genetic specialist to determine your risk for certain types of cancer?

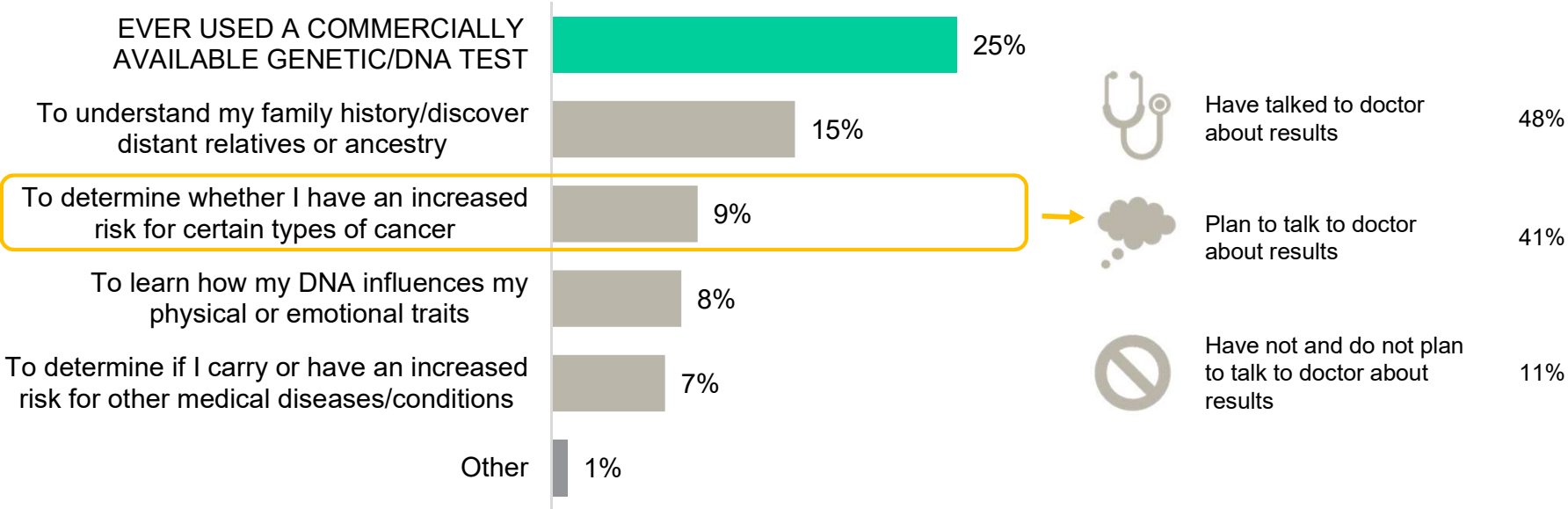


Usage Of Commercial Tests Has Opened Door For Doctor Conversations

Half of those who have determined an increased risk have talked to their doctor

General Population

Reasons for Using Commercially Available Tests



BASE: QUALIFIED RESPONDENTS (n=4038)
Q30 Have you ever used a commercially available genetic/DNA/genealogy test (i.e., a test performed via a blood draw or saliva sample) (e.g., 23andMe, Ancestry.com, MyHeritage, Living DNA, Vitagene, GPS Origins, etc.) for any of the following reasons? Please select all that apply.
BASE: HAS HAD COMMERCIAL GENETIC TEST TO DETERMINE GENETIC PREDISPOSITION TO CANCER (N=333)
Q31 Have you, or do you plan to talk to your doctor or a genetic specialist about the results?

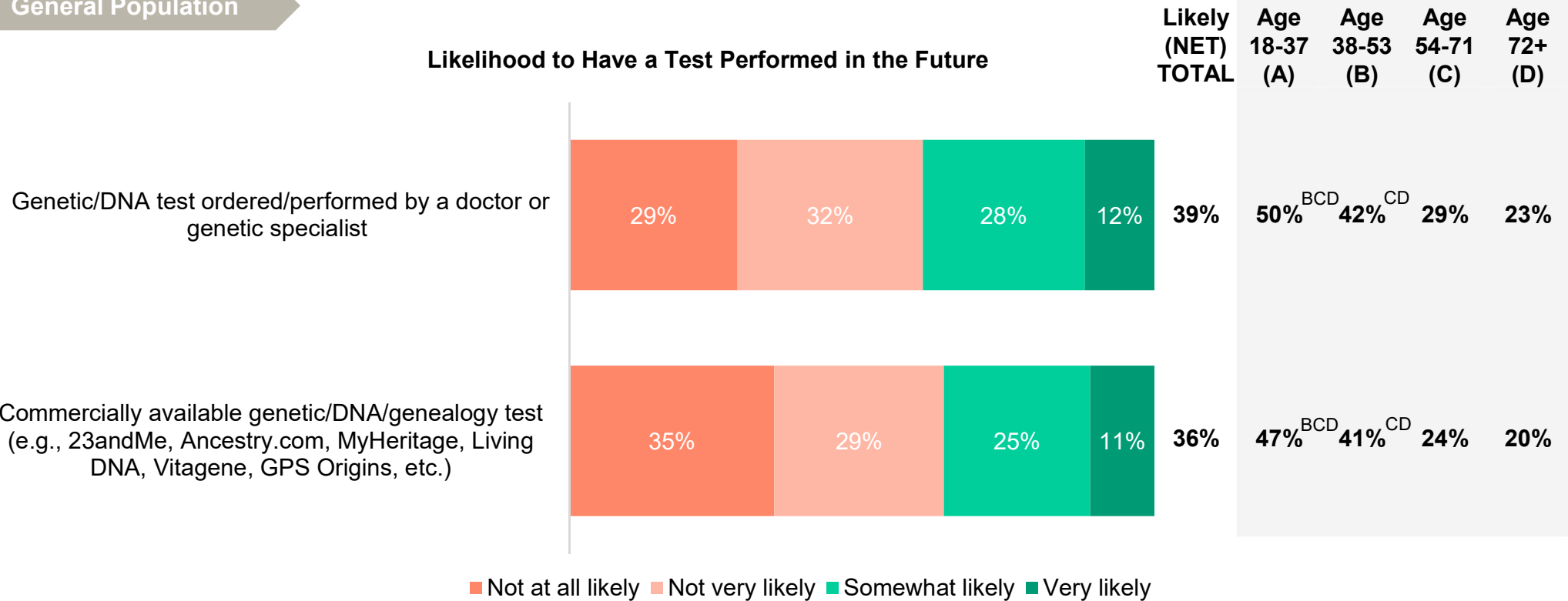


Genetic Testing Proves A Viable Possibility For Many Adults

Young people in particular say they are likely to get a genetic/DNA test in the future

General Population

Likelihood to Have a Test Performed in the Future



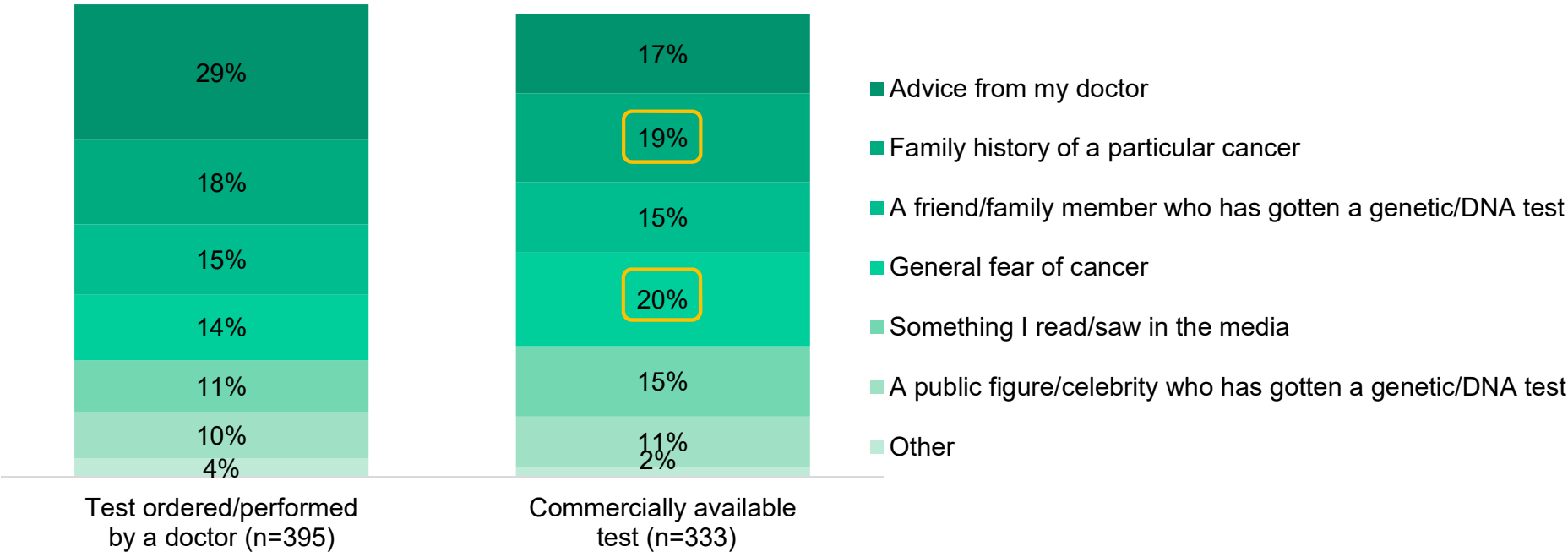
BASE: QUALIFIED RESPONDENTS (n=4038)
Q735 How likely are you to have a genetic/DNA test ordered/performed by each of the following in the future to determine your risk for certain types of cancer?



For Those Tested By Doctor, Advice From Doctor Was The Leading Influence

However, for those using a commercial test, a general fear and a family history were the largest pushes to test

Influencers For Having Had Genetic Test Performed
Among those who have had a test performed




BASE: HAVE HAD TEST
Q737 Which of the following influenced your decision the most to have a genetic/DNA test ordered/performed by your doctor or genetic specialist/a commercially available genetic/DNA/genealogy test to determine your risk for certain types of cancer?



For Those Not Tested, A Doctor’s Advice Will Likely Lead Them To An HCP Test

Again, among those likely to consider a commercial test, family history and a general fear are the main drivers

Influencers For Being Likely to Have Genetic Test Performed
Among those who are at least somewhat likely to have test performed



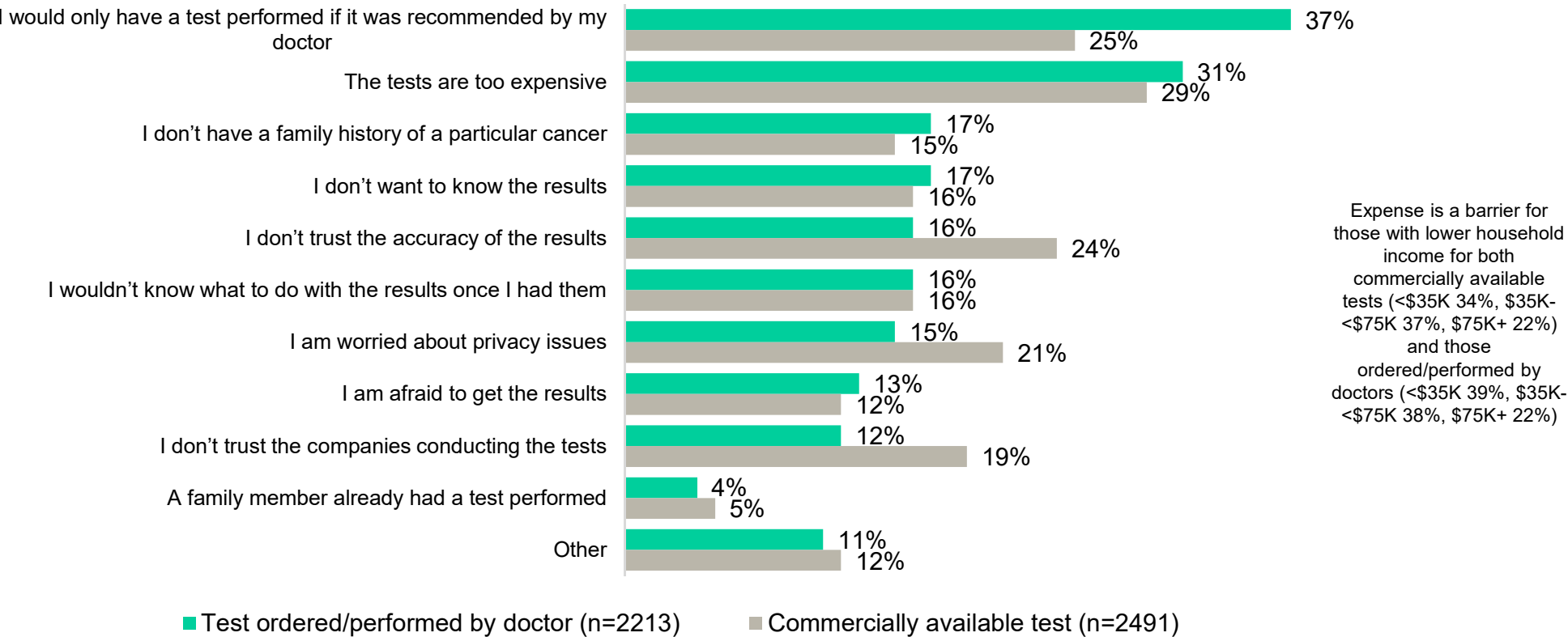
BASE: AT LEAST SOMEWHAT LIKELY TO HAVE TEST
Q738 Which of the following influenced your decision the most to be likely to have this type of genetic/DNA test performed?



Over One Third Of Those Not Tested Say They Need Their Doctor’s Rec To Do So

Expense is a critical deterrent for both doctor performed and commercially available tests

Reasons Would Not Be Likely To Have Genetic Test Performed

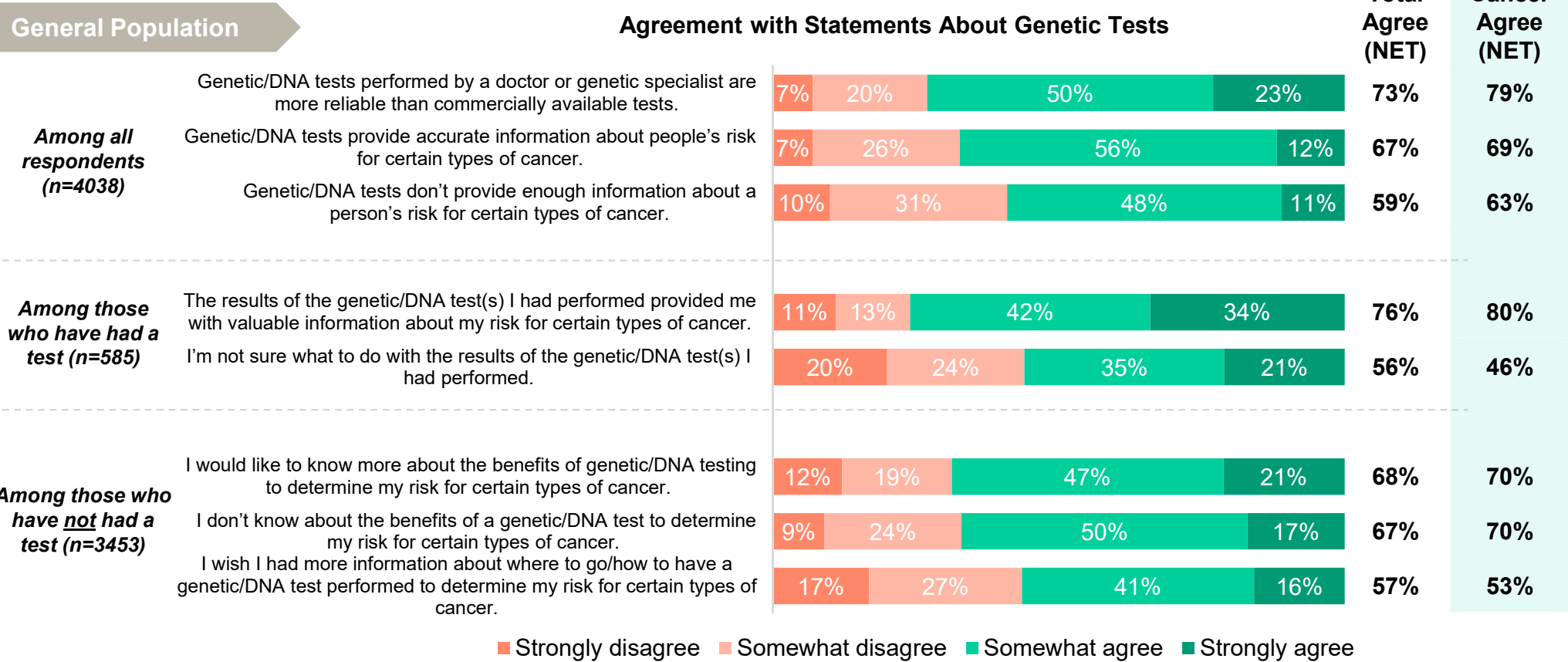


BASE: HAVE NEVER HAD TEST AND ARE NOT LIKELY TO GET ONE
Q739 Which of the following best describes why you wouldn't be likely to have this type of genetic/DNA test ordered/performed? Please select all that apply.



Nearly Three Quarters Feel Doctor Tests More Reliable Than Commercial

A majority of those who have had a test say the results provided them with valuable information about their cancer risk



BASE: QUALIFIED RESPONDENTS (n size varies)
Q32 To what extent do you agree with the following statements about genetic tests that determine your risk for certain types of cancer?



Younger Americans More Likely To Feel Genetic Testing Is Accurate

However, those under 54 would like to know more about the benefits of genetic/DNA testing

General Population

Agreement with Statements About Genetic Tests

Total
Agree
(NET)

Age
18-37
(A)

Age
38-53
(B)

Age
54-71
(C)

Age
72+
(D)

Among all
respondents
(n=4038)

Genetic/DNA tests performed by a doctor or genetic specialist are more reliable than commercially available tests.



73%

73% 74% 74% 73%

Genetic/DNA tests provide accurate information about people's risk for certain types of cancer.



67%

70%^{CD} 71%^{CD} 63% 59%

Genetic/DNA tests don't provide enough information about a person's risk for certain types of cancer.



59%

55% 56% 64%^{AB} 66%^{AB}

I would like to know more about the benefits of genetic/DNA testing to determine my risk for certain types of cancer.



68%

71%^C 71%^C 64% 65%

I don't know about the benefits of a genetic/DNA test to determine my risk for certain types of cancer.



67%

61% 65% 73%^{AB} 72%^A

I wish I had more information about where to go/how to have a genetic/DNA test performed to determine my risk for certain types of cancer.



57%

65%^{CD} 62%^{CD} 49%^D 39%

Strongly disagree Somewhat disagree Somewhat agree Strongly agree

BASE: QUALIFIED RESPONDENTS (n size varies)

Q32 To what extent do you agree with the following statements about genetic tests that determine your risk for certain types of cancer?

Government Action & Cancer




Nearly Nine In Ten Feel Government Funding for Cancer Research Is Important

Most feel it is important that the government spend substantial funds to develop new and better ways to diagnose, prevent and treat cancer

General Population

Trended Importance of Government Funding For Cancer


2017 (A)



Important
(NET):
91% B

Important
(NET):
88%

2018 (B)



- Very important
- Somewhat important
- Not very important
- Not important at all

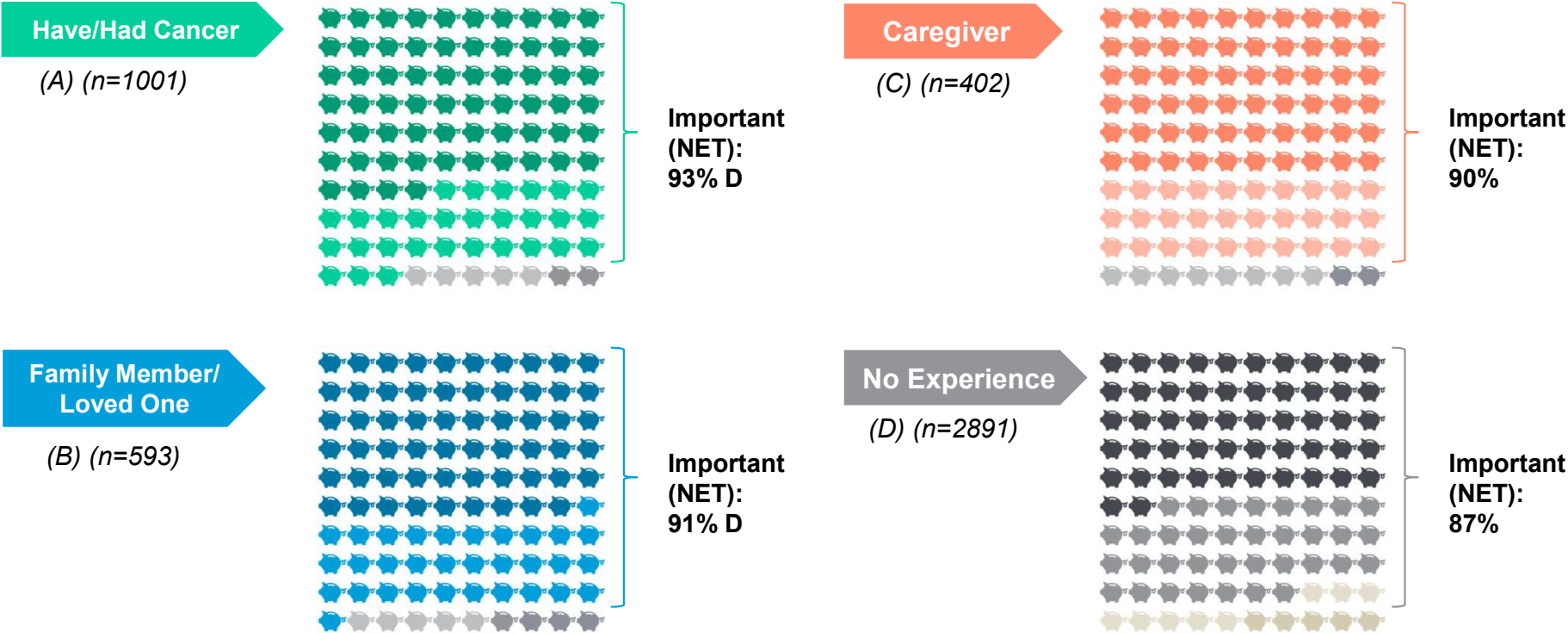
BASE: QUALIFIED RESPONDENTS (2018: n= 4038, 2017: n= 4016)
Q801 How important do you think it is that the U.S. government spend substantial funds to develop new and better ways to diagnose, prevent and treat cancer?



Personal Experience With Cancer Increases Perception Of Funding Importance

However, vast majorities all feel government funding for cancer is important

Importance of Government Funding For Cancer



BASE: QUALIFIED RESPONDENTS
Q801 How important do you think it is that the U.S. government spend substantial funds to develop new and better ways to diagnose, prevent and treat cancer? (Very important, Somewhat important, Not very important, Not important at all)



Over Half Of Adults Feel The Current Federal Spending Amount Is Too Little

While around four in ten feel the amount is about right, fewer than one in ten say the budget is too high

General Population

Perceptions of Amount Budgeted for Cancer Research

Federal spending on cancer research is \$5.7 billion, or about 0.0001% of the federal budget.

That amount is..



Those who have/had cancer (67%) are more likely than those without cancer experience (51%) to say too little.

Caregivers (59%) are more likely than those without cancer experience (51%) to say too little.

Those with an ill family member/loved one (65%) are more likely than those with no cancer experience (51%) to say too little.

BASE: QUALIFIED RESPONDENTS (n=4038)
Q809 In your opinion, is that amount budgeted for cancer research in relation to the federal budget too much, too little, or just right?

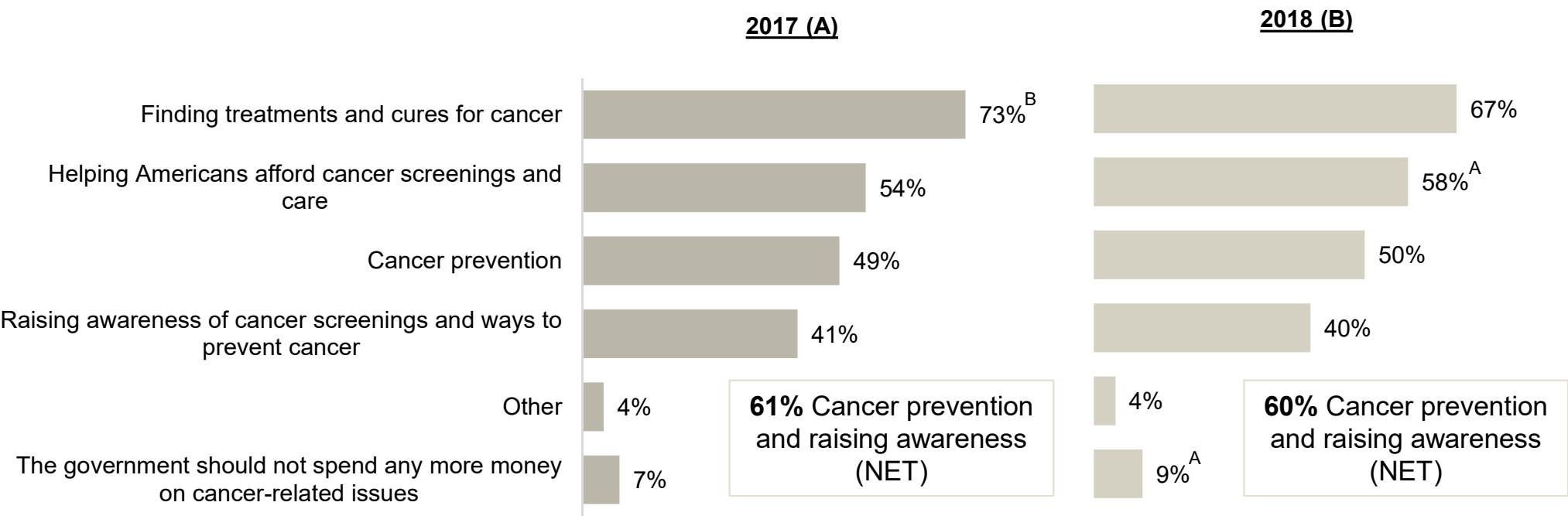


Finding Cure Remains Desired Focus For Government Spend

However, increasingly Americans say helping Americans afford their care is where the government fund should go

General Population

Trended Where Government Should Spend More Money on Cancer

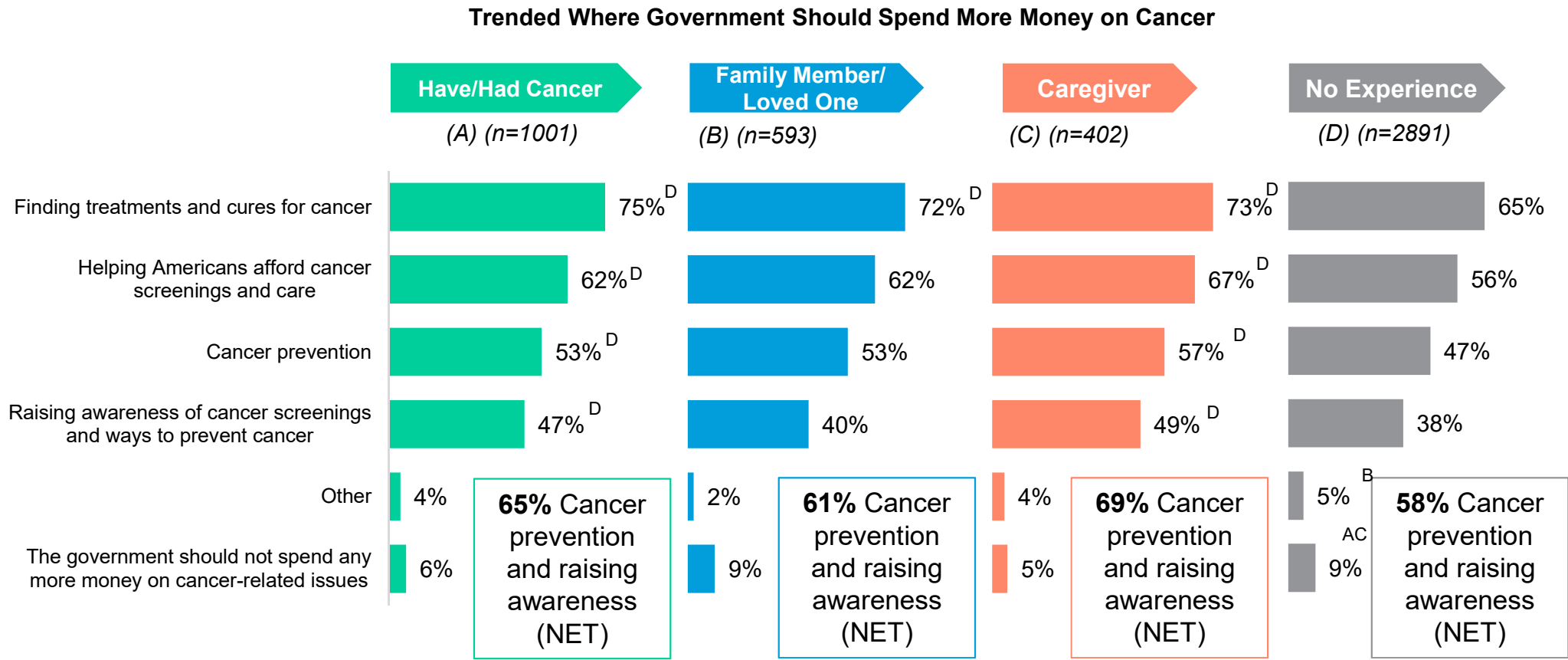


BASE: QUALIFIED RESPONDENTS (2018: n=4038, 2017: n=4016)
Q810 On which of the following cancer-related issues do you believe the U.S. government should spend more money (even if it meant higher taxes or adding to the deficit)? Please select all that apply.



Caregivers Mostly Likely To Feel Bigger Spend on Prevention Needed

Caregivers are also most likely to feel the government should spend more on helping Americans afford cancer screening and prevention



BASE: QUALIFIED RESPONDENTS (2018 n=4038)
Q810 On which of the following cancer-related issues do you believe the U.S. government should spend more money (even if it meant higher taxes or adding to the deficit)? Please select all that apply.

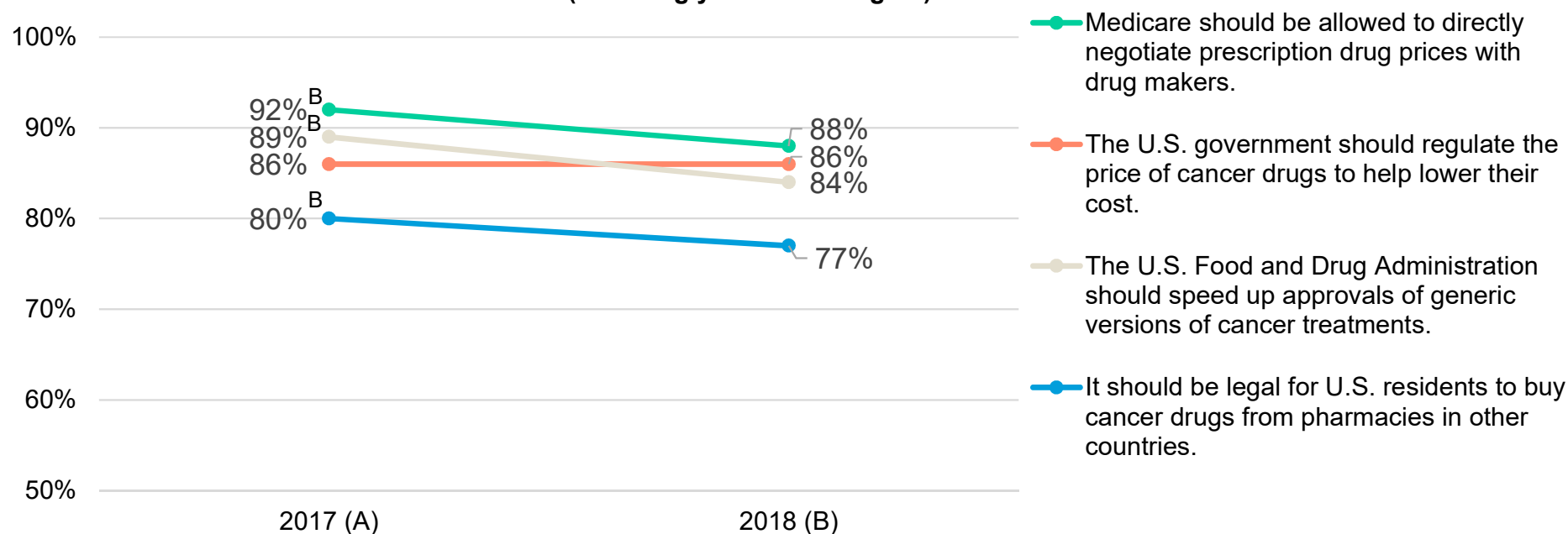


Compared To 2017, Fewer Feel FDA Should Speed Up Generic Drug Approvals

The desire to have the government regulate the price of cancer drugs remains steady

General Population

Trended Agreement with Statements About Government Action on Cancer Drugs
(% Strongly/Somewhat agree)



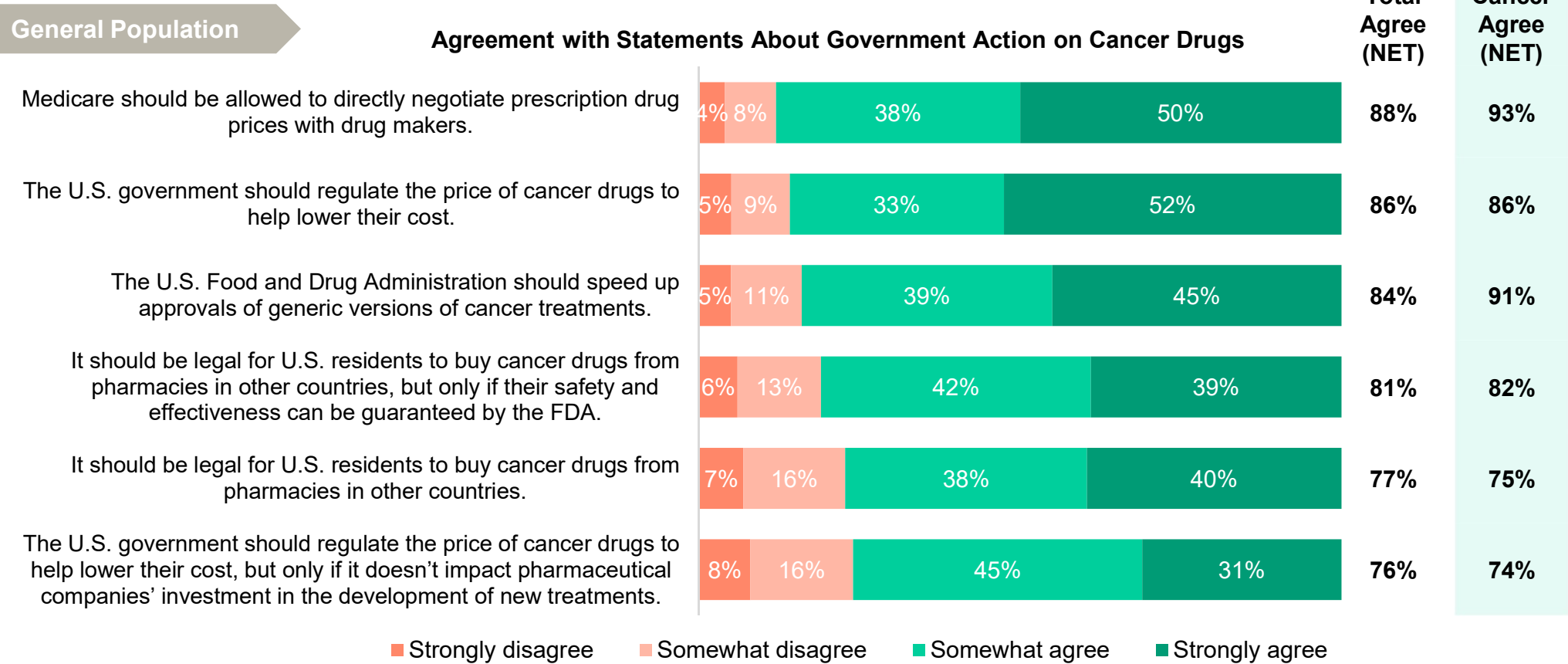
BASE: QUALIFIED RESPONDENTS (2018; n=4038, 2017; n=4016)

Q815 How much do you agree or disagree with the following statements regarding the U.S. government's action to make cancer drugs more affordable?



Nearly Nine In 10 Say Gov’t Should Regulate The Price Of Cancer Drugs

Nearly nine in 10 feel Medicare should be allowed to negotiate drug prices with drug makers

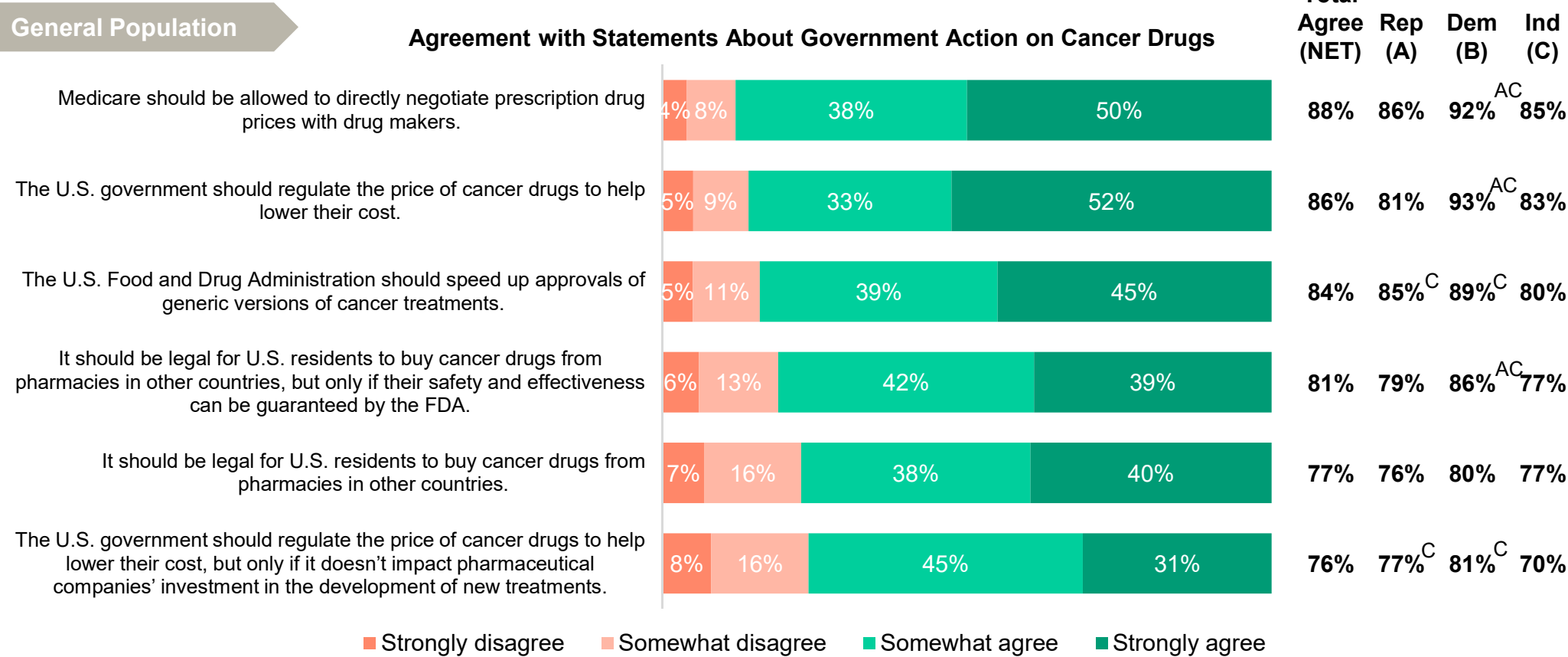


BASE: QUALIFIED RESPONDENTS (n=4038)
Q815 How much do you agree or disagree with the following statements regarding the U.S. government’s action to make cancer drugs more affordable?
Q817 Now, please indicate how much you agree or disagree with these statements regarding the U.S. government’s action to make cancer drugs more affordable.



Strong Bi-partisan Agreement on Government Regulation of Cancer Drug Prices

Though Democrats are more likely to agree, most Americans, regardless of party, agree cost measures should be implemented



BASE: QUALIFIED RESPONDENTS (n=4038)
Q815 How much do you agree or disagree with the following statements regarding the U.S. government's action to make cancer drugs more affordable?
Q817 Now, please indicate how much you agree or disagree with these statements regarding the U.S. government's action to make cancer drugs more affordable.

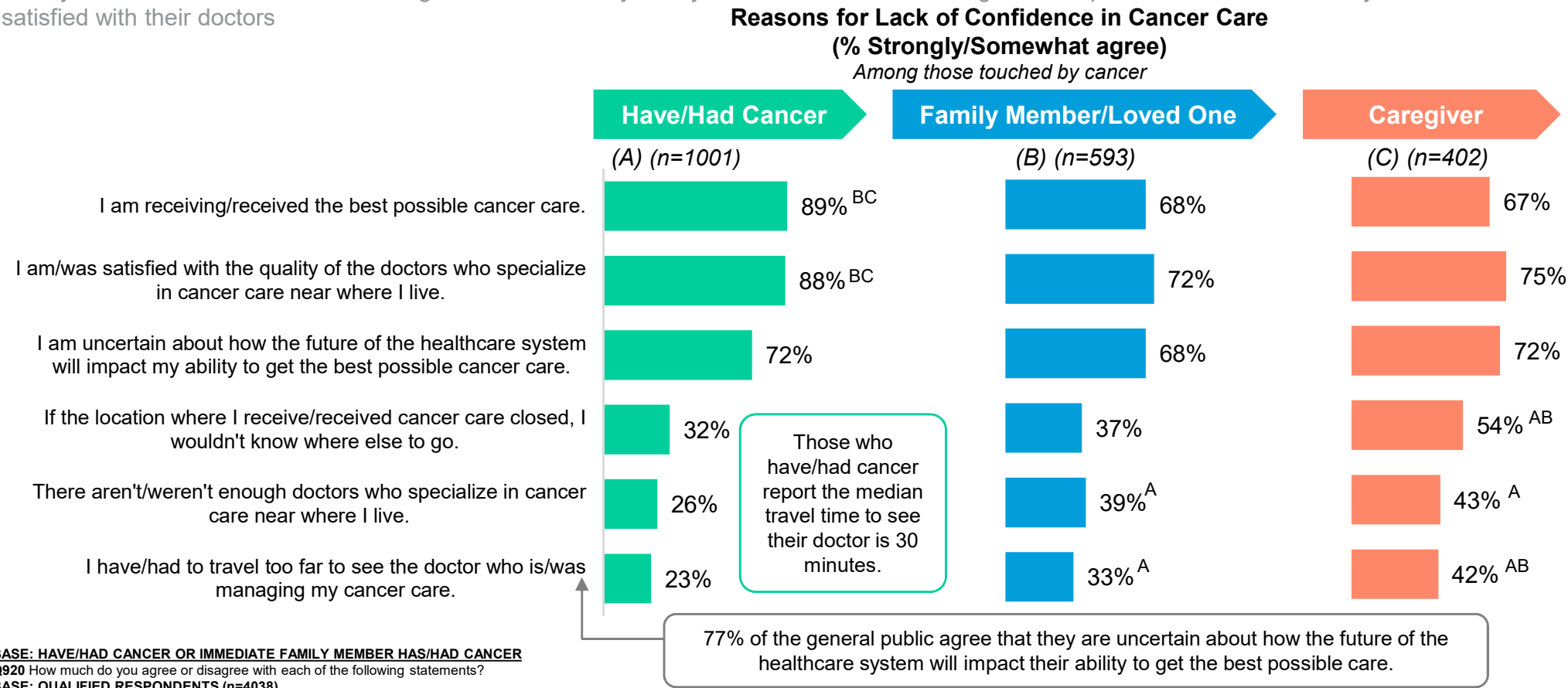
Personal Experiences with Cancer

Access to High Quality Care



Those With Cancer Hold More Positive Attitude Towards Care Received

Family members of the ill and their caregivers are less likely to say their loved one is receiving the best possible care and that they are satisfied with their doctors



BASE: HAVE/HAD CANCER OR IMMEDIATE FAMILY MEMBER HAS/HAD CANCER
Q920 How much do you agree or disagree with each of the following statements?
BASE: QUALIFIED RESPONDENTS (n=4038)
Q65 How much do you agree or disagree with the following statement about the U.S. healthcare system? I am uncertain about how the future of the healthcare system will impact my ability to get the best possible care.
BASE: HAVE HAD CANCER (n=1001)
Q21 About how long does/did it take you to travel (one way) to see your doctor who is/was managing your cancer care?

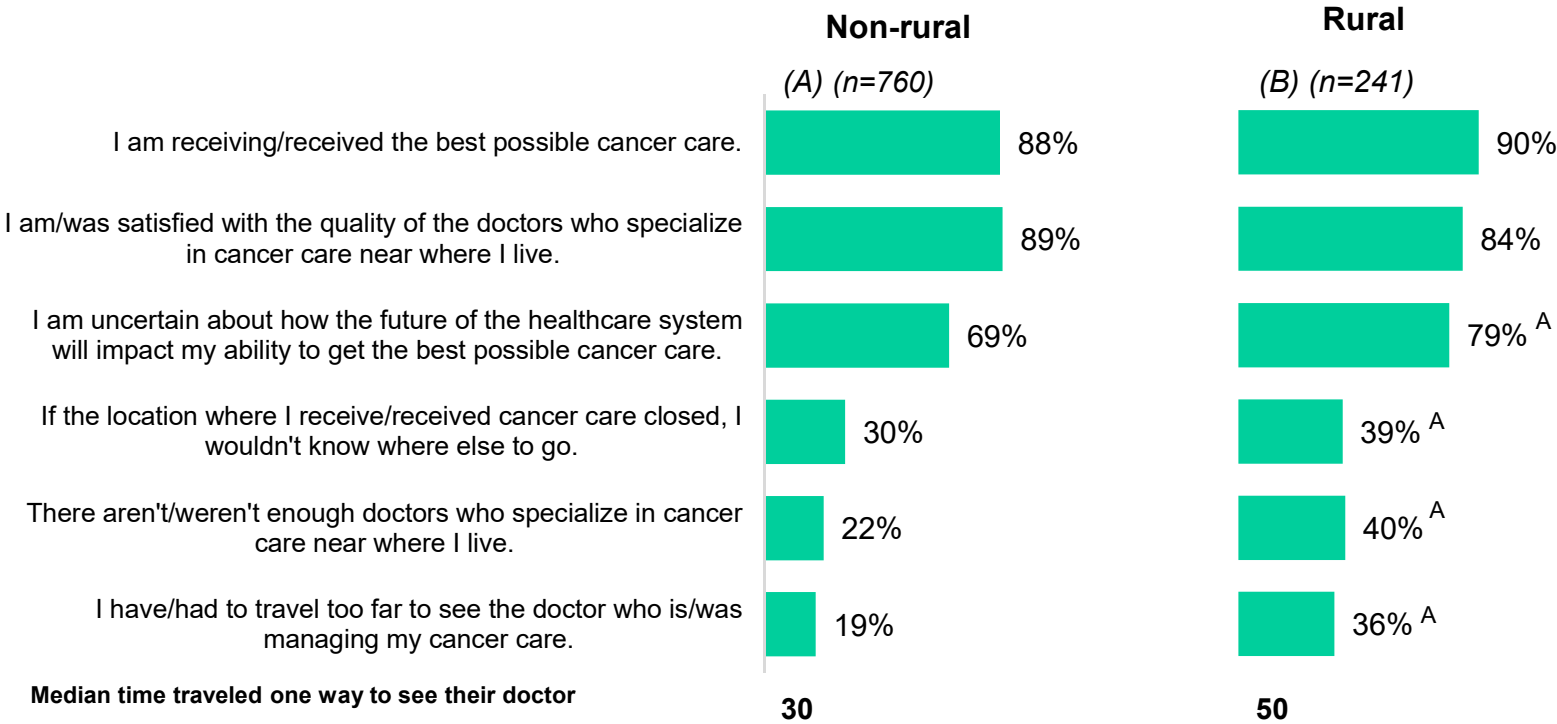


Rural Patients More Concerned About Future Of Healthcare System

Patients who report living in rural areas are also more likely than their counterparts to be unsure about where to go if there was a closure

Have/Had Cancer

Reasons for Lack of Confidence in Cancer Care (% Strongly/Somewhat agree)
Among those who have/had cancer by urbanicity



BASE: HAVE/HAD CANCER OR IMMEDIATE FAMILY MEMBER HAS/HAD CANCER
Q920 How much do you agree or disagree with each of the following statements?
BASE: HAVE HAD CANCER
Q21 About how long does/did it take you to travel (one way) to see your doctor who is/was managing your cancer care?

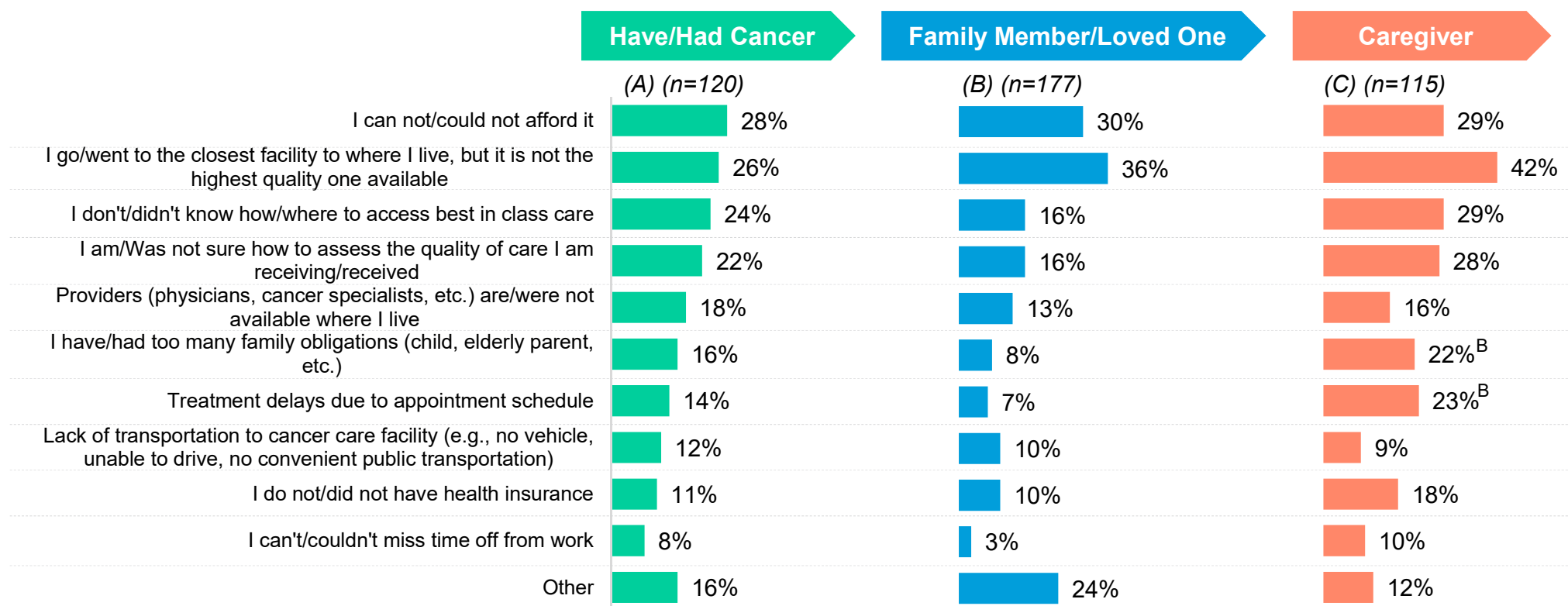


Those Without Good Care Are Limited By Costs And Distance

Similarly, many do not know where or how to get the best care

Reasons for Lack of Confidence in Cancer Care

Among those who disagree about receiving good care



BASE: DISAGREE ABOUT RECEIVING GOOD CARE

Q925 Why do you feel that you are not receiving/did not receive the best possible cancer care? Please select all that apply.

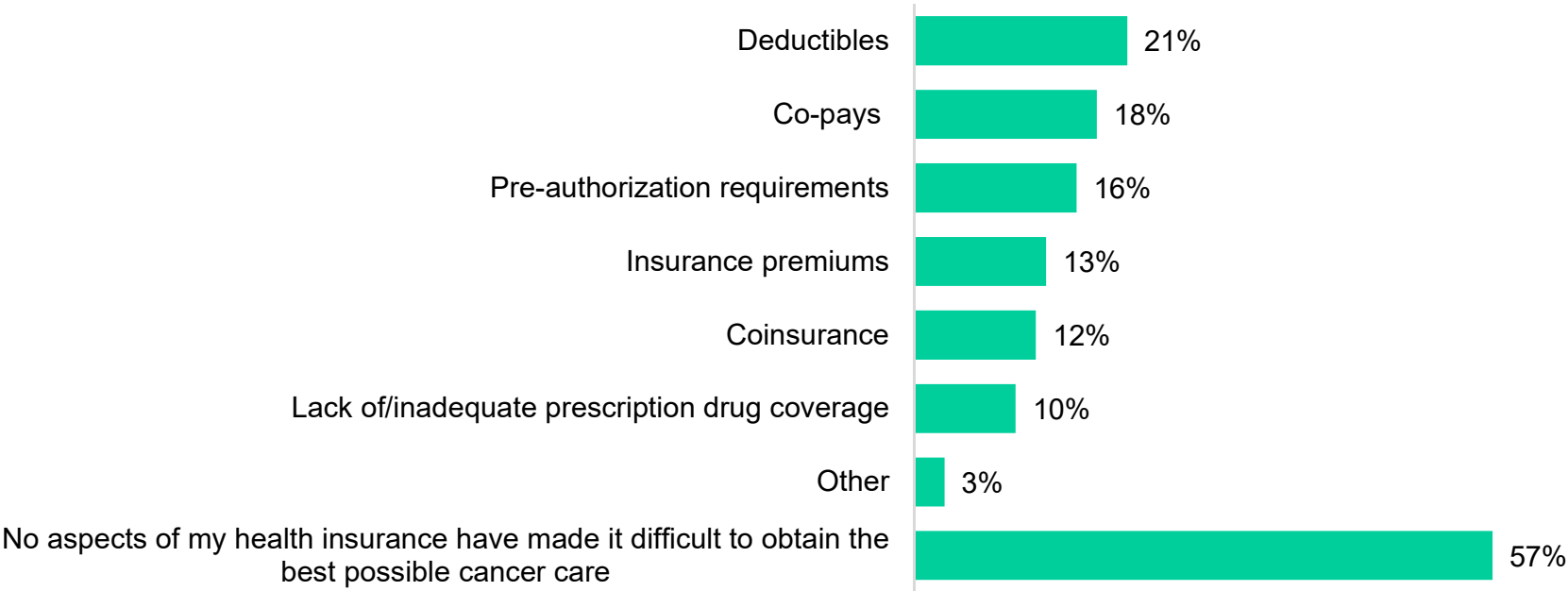


More Than Two In Five Say Insurance Made It Hard To Obtain Best Care

Among those who had or have insurance, deductibles and co-pays were the most common aspect of health insurance coverage that made it difficult to obtain the best possible care.

Have/Had Cancer

Aspects of Health Insurance That Make It Difficult To Obtain Best Possible Care
Among those who have/had cancer and have health insurance



BASE: HAVE HAD CANCER AND HAVE HEALTH INSURANCE (n=948)
Q40 In your opinion and experience, which of the following aspects of your health insurance coverage, if any, make/made it difficult for you to obtain the best possible cancer care? Please select all that apply.



Overwhelming High Numbers Say Nearly Everything A Doctor Does Is Important

Among the lowest level of importance is being available during non-standard work hours

Importance That Doctor Does the Following (% Absolutely essential/Very/Somewhat important) <i>Among those touched by cancer</i>									
	Have/Had Cancer			Family Member/Loved One			Caregiver		
	(n=1001)	% Essential		(n=593)	% Essential		(n=402)	% Essential	
Takes/took the time to listen to me	<div></div> 99%	57%		<div></div> 97%	56%		<div></div> 97%	56%	
Prescribes/prescribed the right treatment	<div></div> 98%	73%		<div></div> 97%	65%		<div></div> 98%	62%	
Shows/showed compassion for what I am/was going through	<div></div> 97%	45%		<div></div> 97%	53%		<div></div> 98%	55%	
Is/was up front and straightforward about my chances of survival	<div></div> 97%	57%		<div></div> 98%	49%		<div></div> 97%	48%	
Helps/helped me avoid unnecessary tests or treatments	<div></div> 96%	44%		<div></div> 98%	45%		<div></div> 97%	49%	
Understands my personal goals (i.e., longer life, best quality of life, family considerations, financial concerns, etc.)	<div></div> 93%	41%		<div></div> 96%	43%		<div></div> 98%	44%	
Helps/helped me manage my pain	<div></div> 93%	42%		<div></div> 95%	52%		<div></div> 97%	54%	
Helps/helped me manage my anxiety or fears	<div></div> 93%	37%		<div></div> 98%	43%		<div></div> 97%	47%	
Discusses/discussed the cost of treatment options	<div></div> 85%	35%		<div></div> 94%	40%		<div></div> 95%	37%	
Is/was available during non-standard work hours	<div></div> 75%	22%		<div></div> 87%	24%		<div></div> 90%	26%	

BASE: HAVE HAD CANCER

Q20 In regard to cancer care, how important is/was it to you that your doctor...

BASE: IMMEDIATE FAMILY MEMBERS HAVE/HAD CANCER

Q20B In regard to cancer care, how important is/was it that your immediately family member or loved one's/ the person you provide care for's doctor...



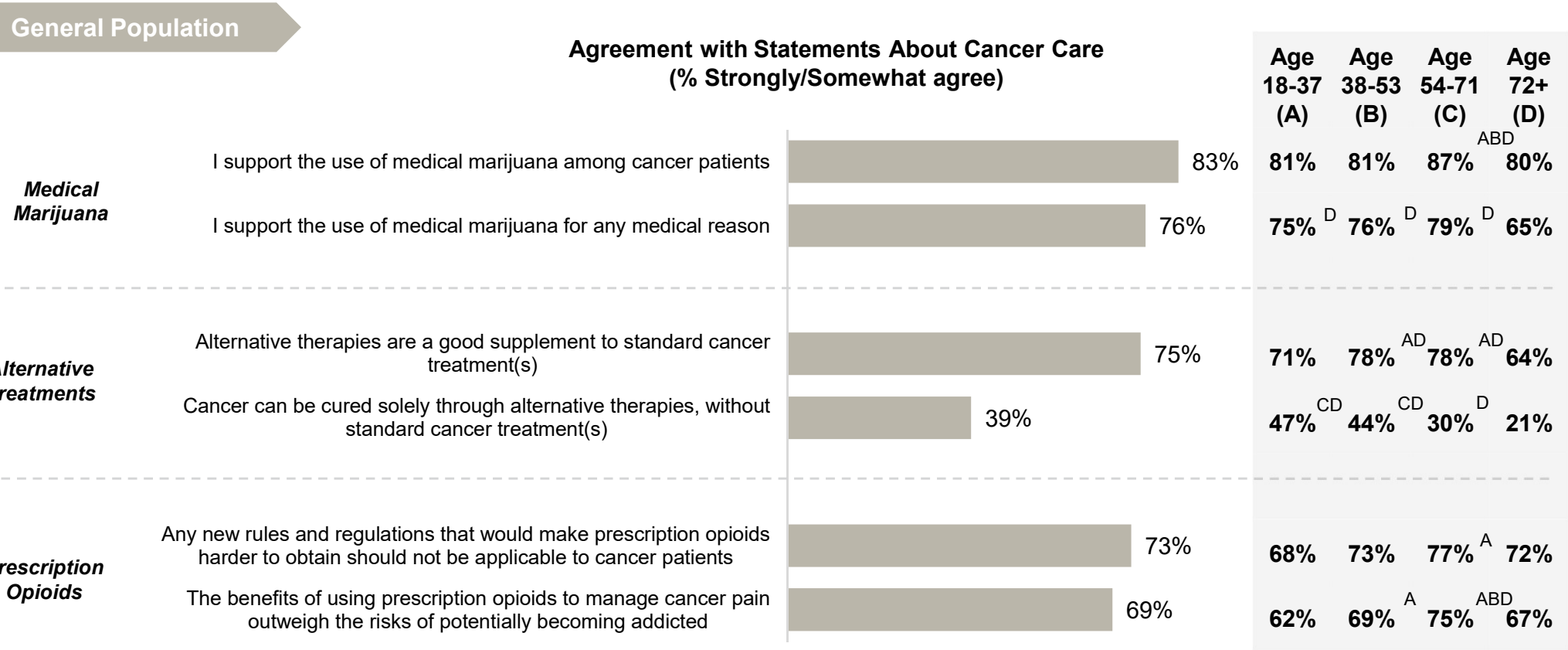
Personal Experiences with Cancer

Cancer Management



Nearly Half Of Young Americans Feel Alternative Therapies Cure Cancer

Nearly three-quarters of adults want cancer patients to be exempt from any new opioid regulations



BASE: QUALIFIED RESPONDENTS (n size varies)
Q4 To what extent do you agree with the following statements?

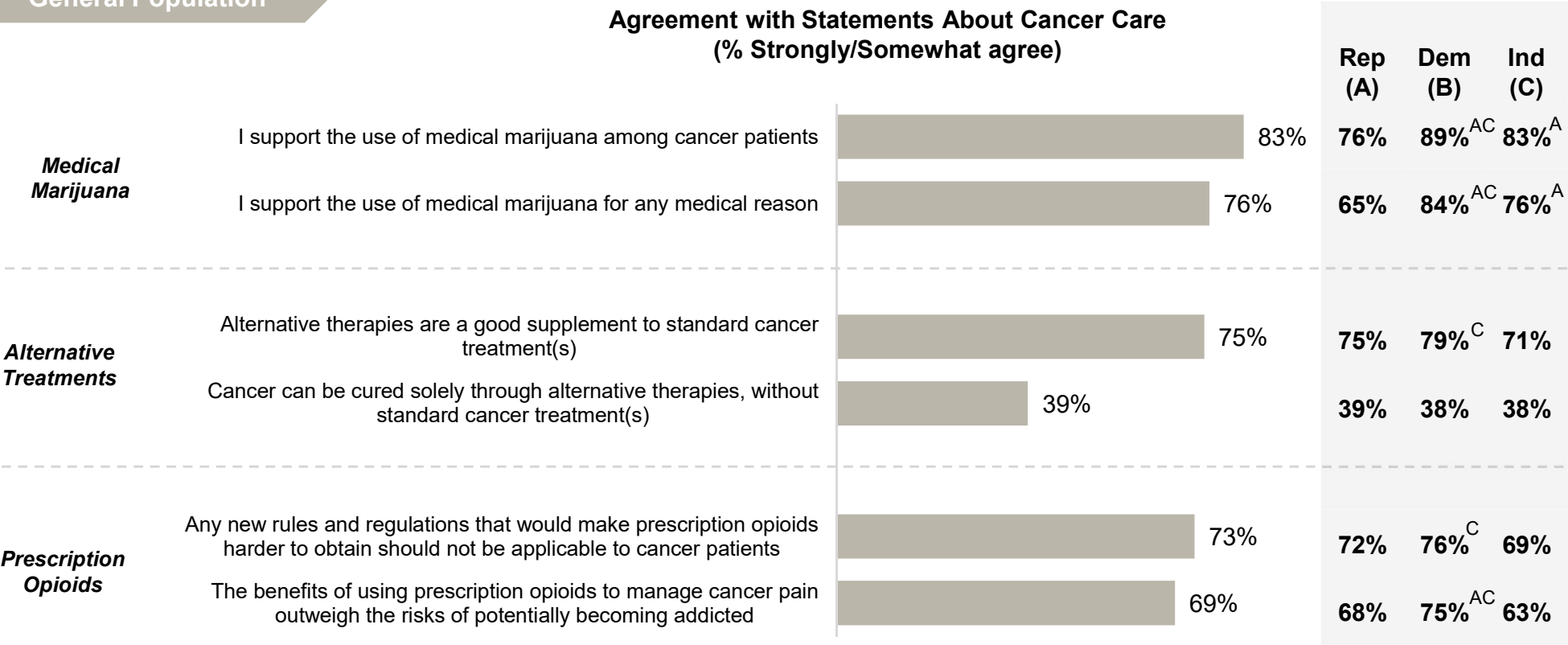


Democrats Are More Likely to Support Medical Marijuana For Any Reason

They are also most likely to say alternative therapies are a good supplement to standard care

General Population

Agreement with Statements About Cancer Care
(% Strongly/Somewhat agree)

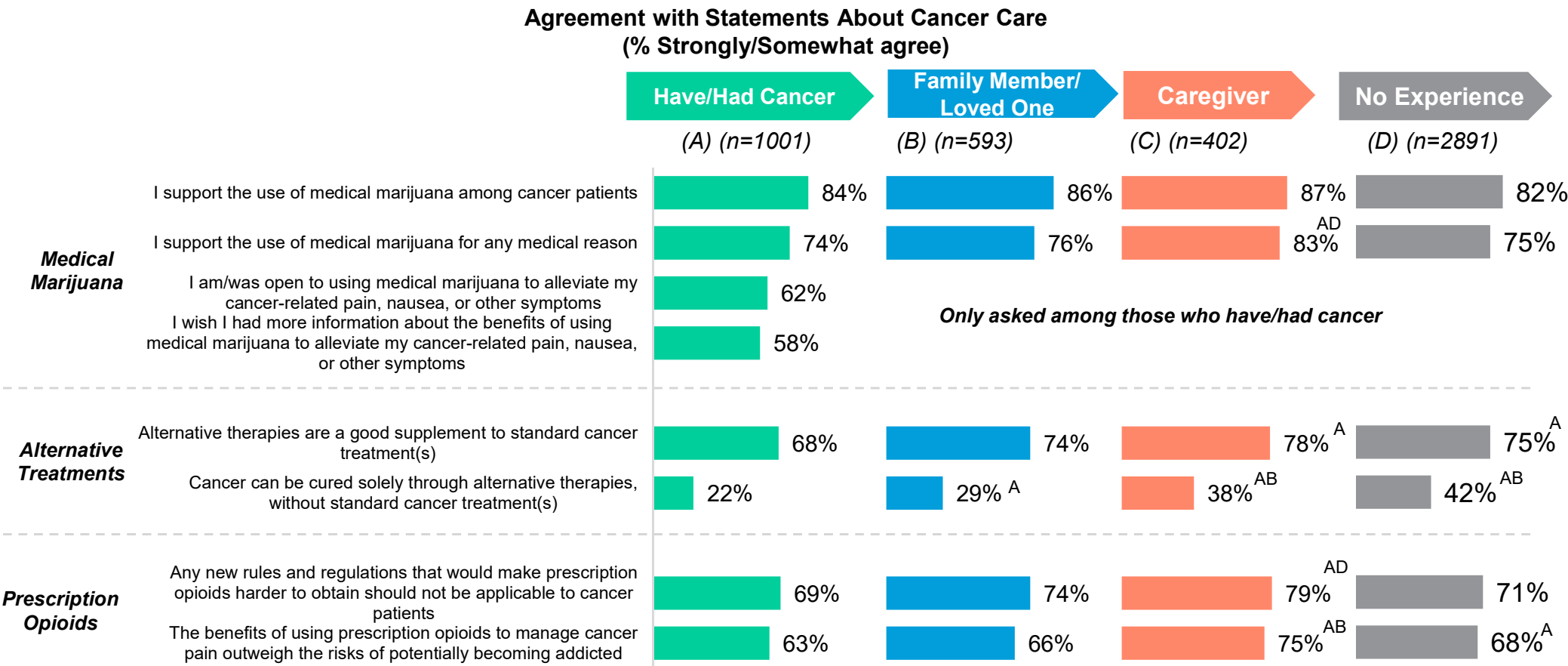


BASE: QUALIFIED RESPONDENTS (n size varies)
Q4 To what extent do you agree with the following statements?



Regardless Of Experience, Over 8 In 10 Support Medical Marijuana For Cancer

Around three quarters say the same of medical marijuana for any medical reason



BASE: QUALIFIED RESPONDENTS (n size varies)
Q4 To what extent do you agree with the following statements?

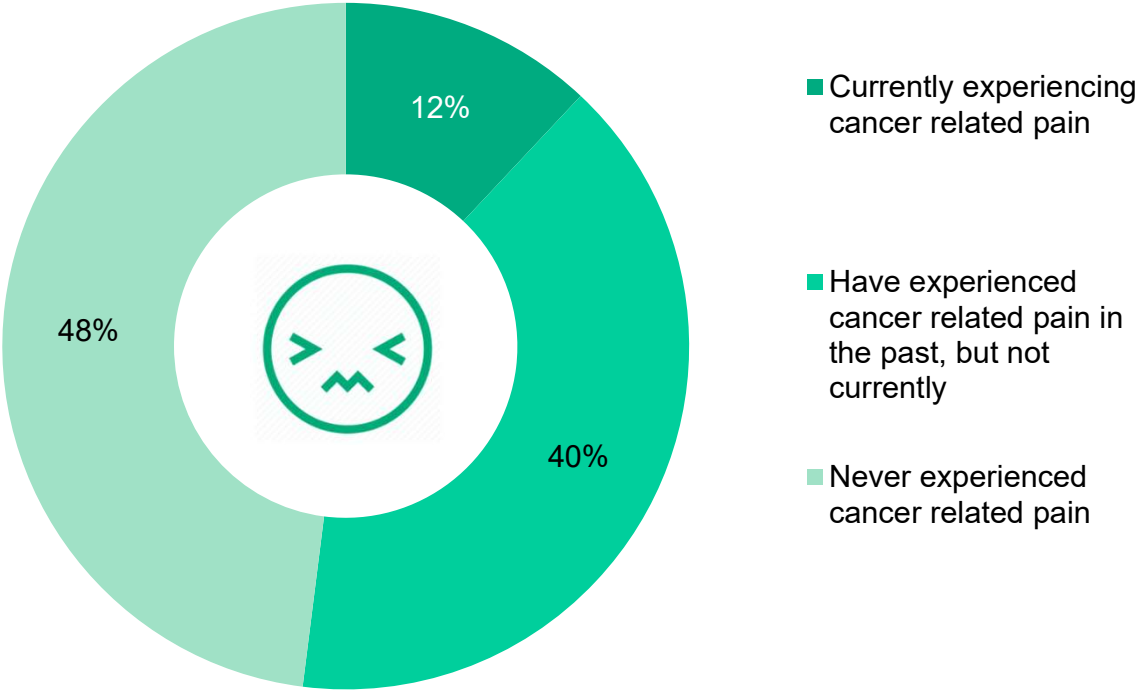


Over Half Of Cancer Patients Have Experienced Pain Currently Or In The Past

More than one in ten are currently experiencing cancer related pain

Have/Had Cancer

Experience with Cancer Related Pain

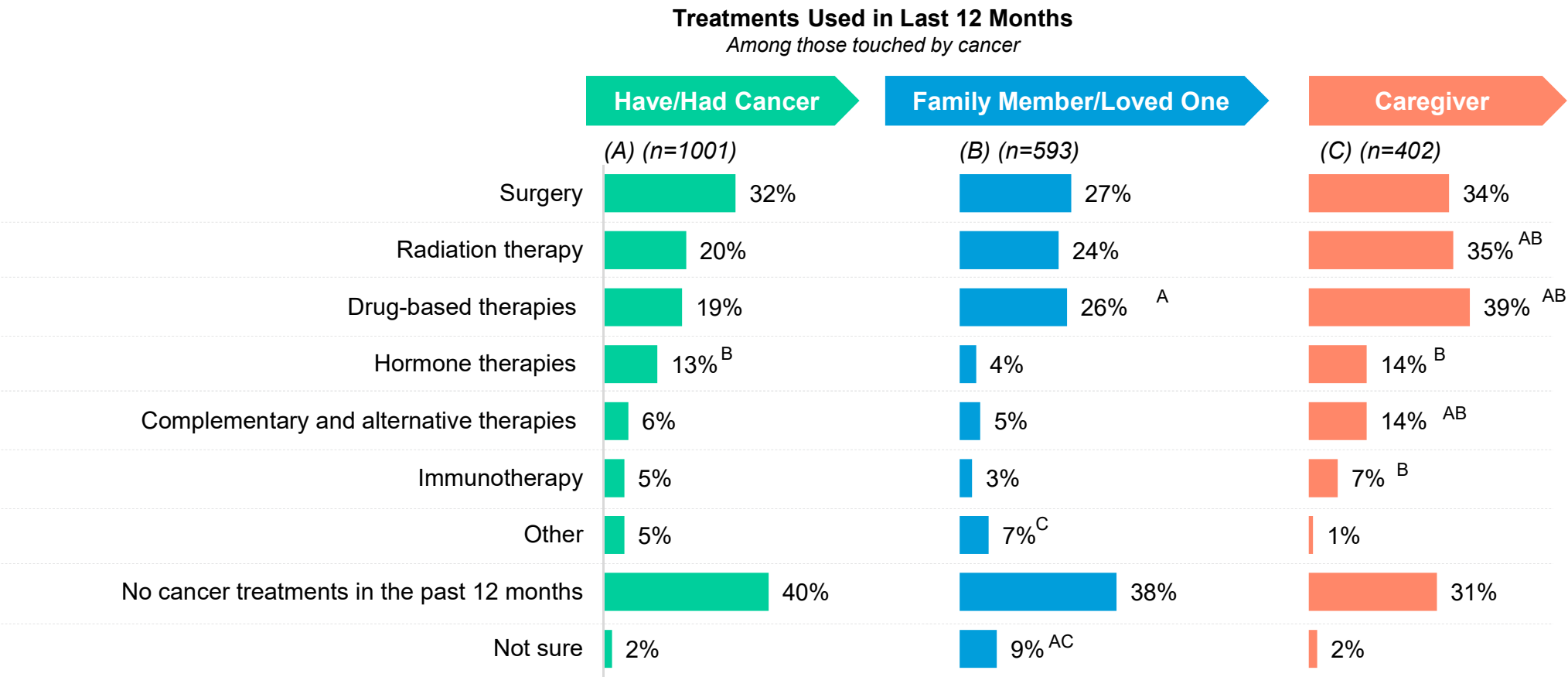


BASE: HAVE/HAD CANCER (n=1001)
Q1 Which of the following best describes your experience with cancer related pain?



Surgeries, Drug-based Therapies, And Radiation Are Most Common Treatments

Caregivers are more likely to say their loved one faced radiation and drug-based therapies, compared to the patients themselves



BASE: HAVE/HAD CANCER OR IMMEDIATE FAMILY MEMBERS HAVE HAD CANCER
Q14 Which of the following therapies, if any, have you/they used to treat (i.e., attempt to cure) your/their cancer in the past 12 months? Please select all that apply.

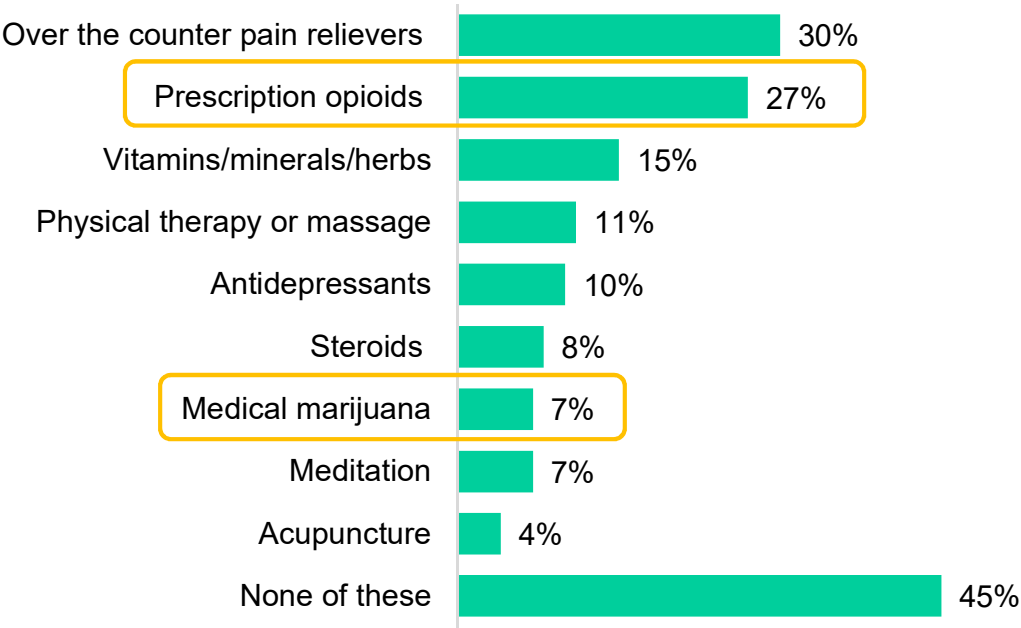


More Than A Quarter Have Talked With Doctor About Opioids

Medical marijuana is discussed less

Have/Had Cancer

Methods Ever Discussed With Doctor About Symptom Management



BASE: HAVE HAD CANCER (n=1001)

Q3 Which of the following methods, if any, has the doctor who is/was managing your cancer care ever talked with you about using to alleviate cancer-related pain, nausea, or other symptoms? Please select all that apply.

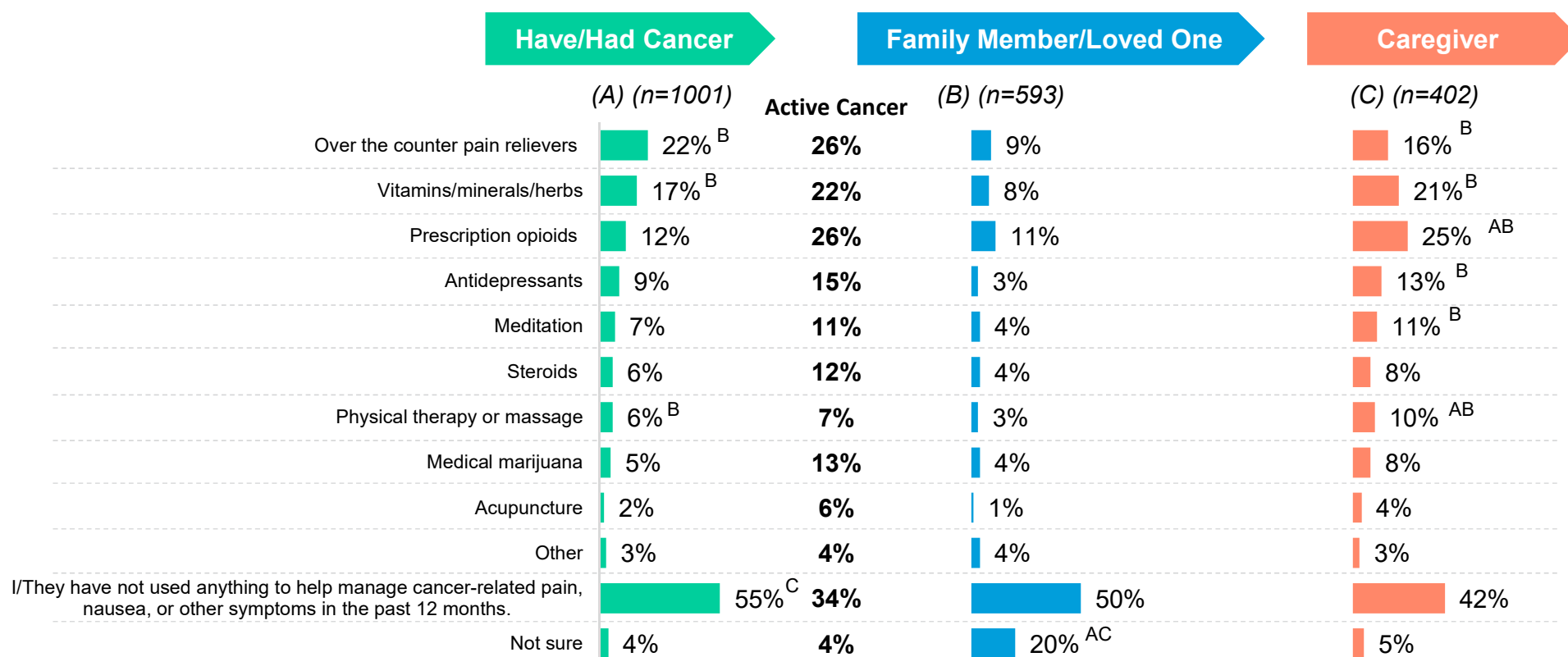


More Patients Have Used OTCs Than Opioids For Symptoms In Past 12 Months

Caregivers state prescription opioids are used, followed by vitamins/minerals/herbs

Methods Used in Last 12 Months to Manage Symptoms

Among those touched by cancer



BASE: HAVE/HAD CANCER OR IMMEDIATE FAMILY MEMBERS HAVE HAD CANCER

Q2 Which of the following methods, if any, have you/they used in the past 12 months to help manage your/their cancer-related pain, nausea, or other symptoms?



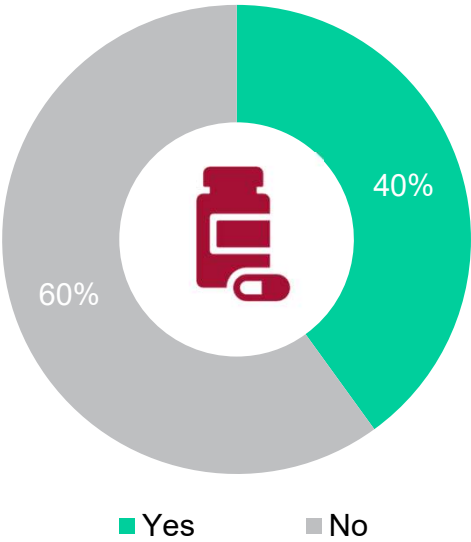
Nearly Half Of Patients Utilizing Medical Marijuana Had Difficulty Accessing

A vast majority of users state it manages their symptoms at least somewhat well

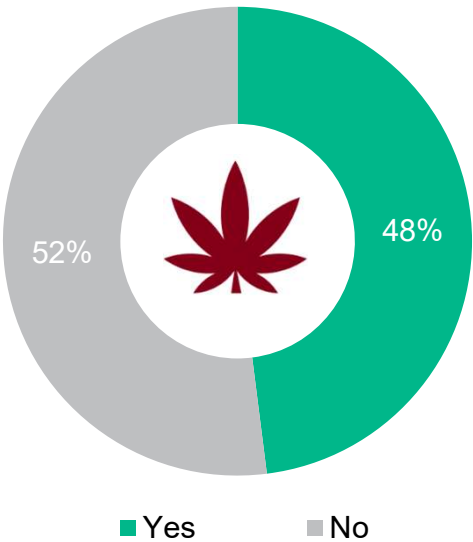
Have/Had Cancer

Ever Had Difficulty Accessing Prescription Opioids and Medical Marijuana

Among those using prescription opioids in the past 12 months (n=157)

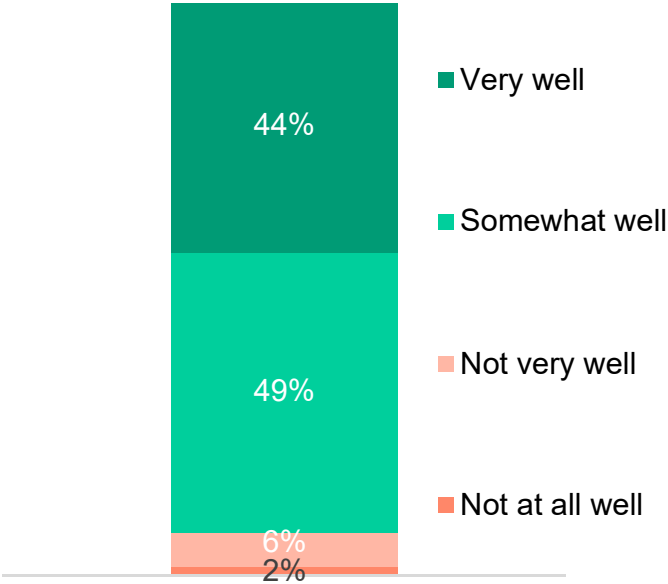


Among those using medical marijuana in the past 12 months (n=73*)



How Well Medical Marijuana Manages Symptoms

Among those using medical marijuana (n=73*)



*Small base (n<100). Results are directional in nature.
BASE: HAVE HAD CANCER AND USING OPIOIDS OR MEDICAL MARIJUANA
Q5 You indicated that you have used the method(s) below to manage your cancer-related pain, nausea, or other symptoms in the past 12 months. Have you ever had difficulty accessing them?
BASE: HAVE HAD CANCER AND USING MEDICAL MARIJUANA
Q6 How well are your symptoms being managed by medical marijuana?



Personal Experiences with Cancer

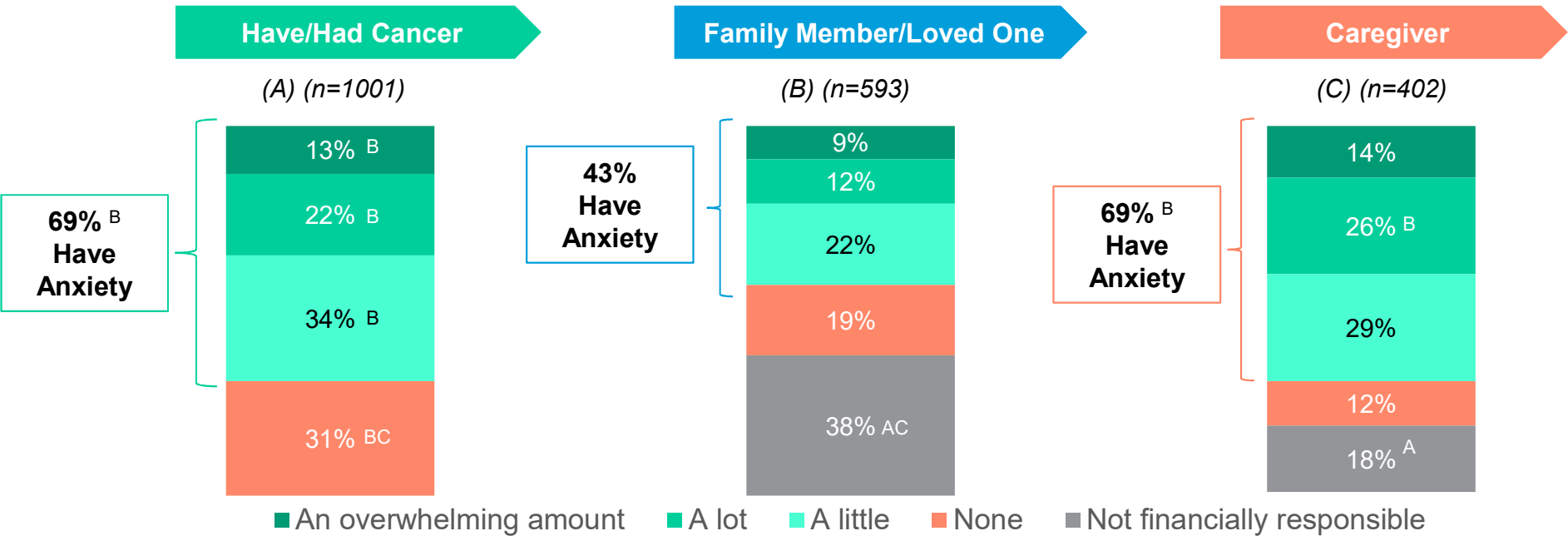
Affordability of Cancer Care



Finances Cause Anxiety In Nearly Seven In Ten Patients And Caregivers

Even four in 10 family members of patients feel the anxiety of financial burdens from a cancer diagnosis

Amount of Anxiety Felt Regarding Financial Situation as a Result of Cancer Diagnosis
Among those touched by cancer



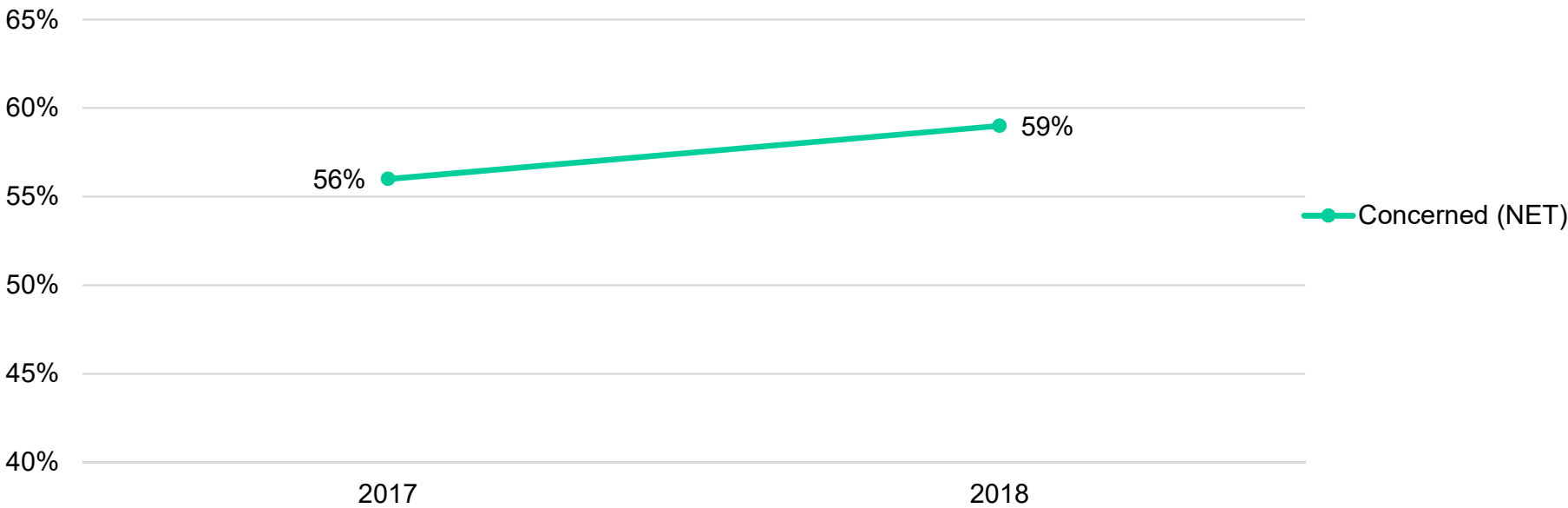
BASE: HAVE/HAD CANCER OR IMMEDIATE FAMILY MEMBERS HAVE HAD CANCER
Q22 How much anxiety do/did you feel specifically regarding your financial situation as a result of your/their cancer diagnosis?



Treatment Affordability Concerns Remain Largely Stagnant Year Over Year

Have/Had Cancer

Trended Concern About Treatment Affordability
(% Very/Somewhat concerned)
Among those who have/had cancer and are responsible for paying for treatment

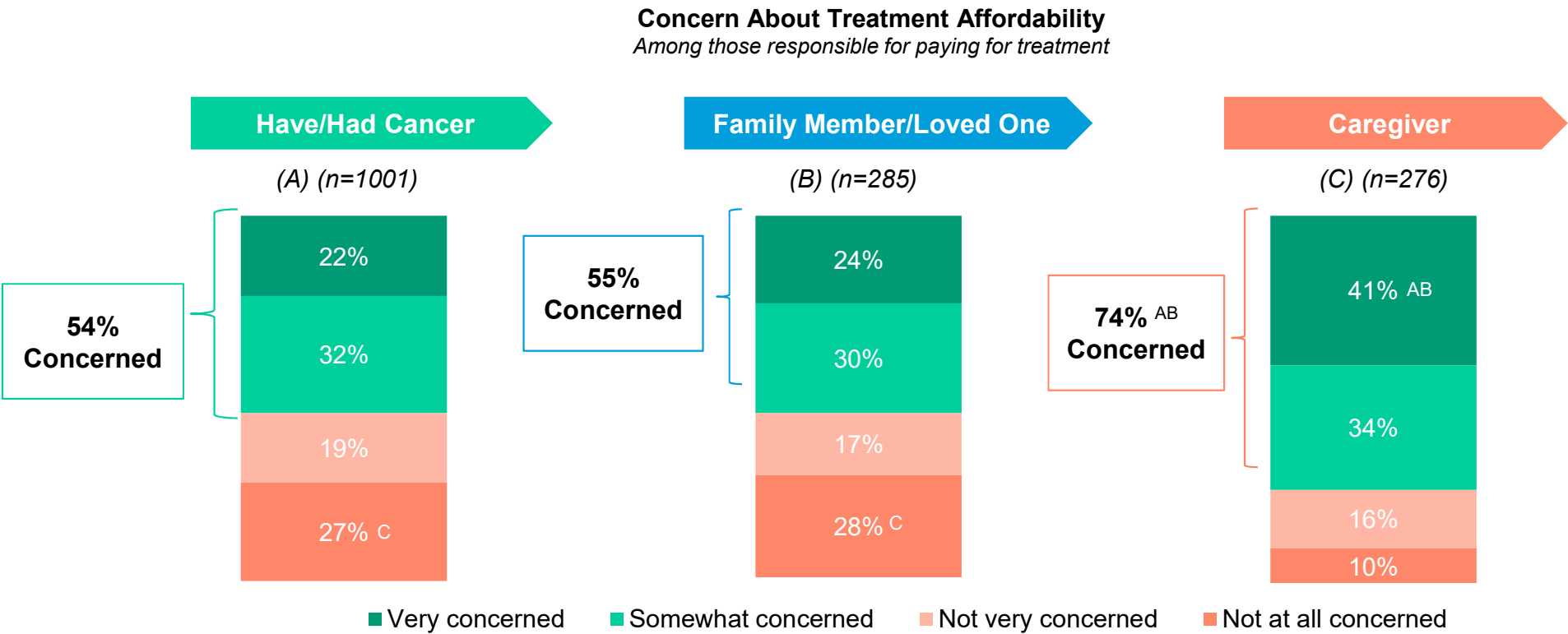


BASE: HAVE/HAD CANCER AND PAYING FOR OWN TREATMENT (2018: n=1001, 2017: n=195)
Q930 How concerned are you/have you been about being able to afford your cancer treatment?



Caregivers Hold Most Concern Around Treatment Affordability

Just over half of patients have the same level of concern around treatment affordability

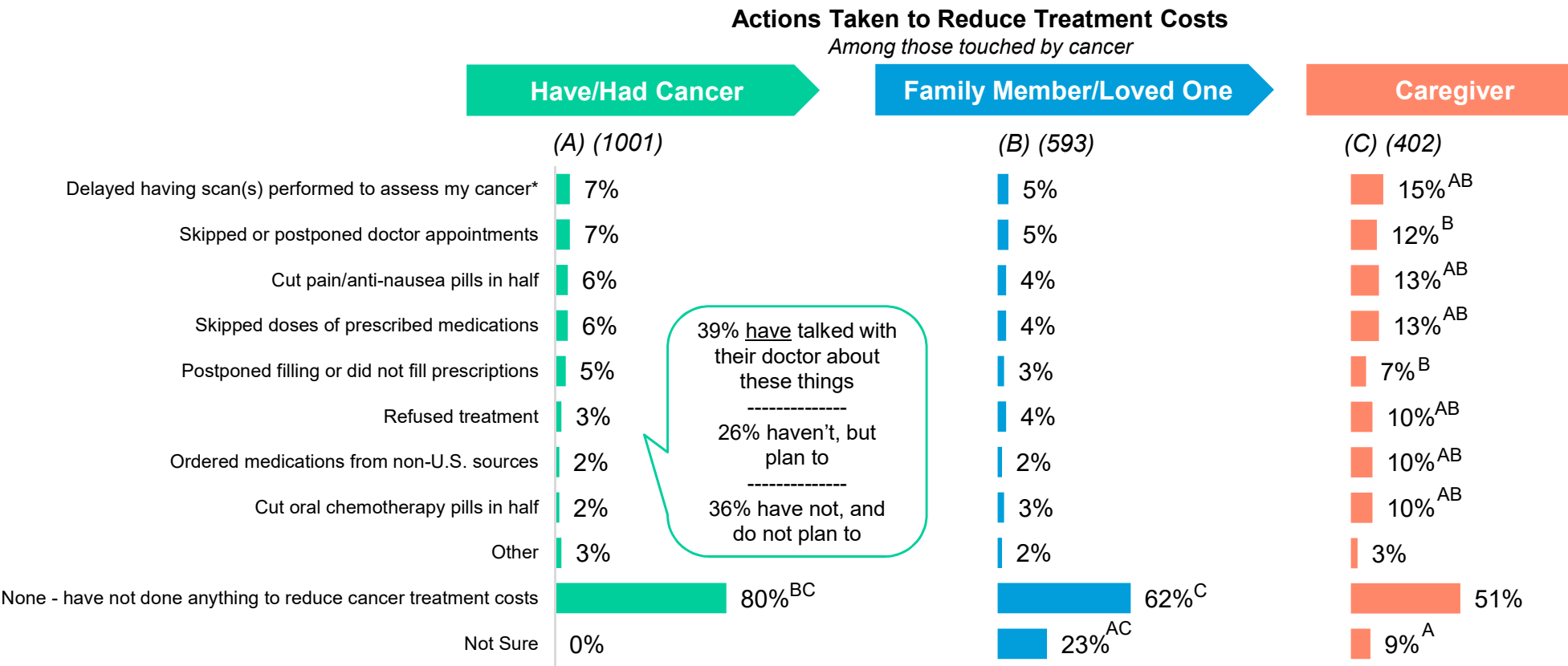


BASE: PAYING FOR TREATMENT
Q930. Concern about Being Able to Afford Cancer Treatment Among Those Who Pay for Treatment



Around 2 in 5 Caregivers Report Actions To Reduce Treatment Costs

The most common action taken is delaying scans and skipping or postponing doctors appointments



BASE: HAVE/HAD CANCER OR IMMEDIATE FAMILY MEMBERS HAVE HAD CANCER (n=1001)
Q935 Which of the following have you/they done to reduce cancer treatment costs? Please select all that apply.
BASE: HAVE/HAD CANCER AND HAVE DONE ANYTHING TO REDUCE CANCER TREATMENT COSTS (n=253)
Q45 Have you talked with your doctor about the things you have done to reduce your cancer treatment costs?

*new in 2018



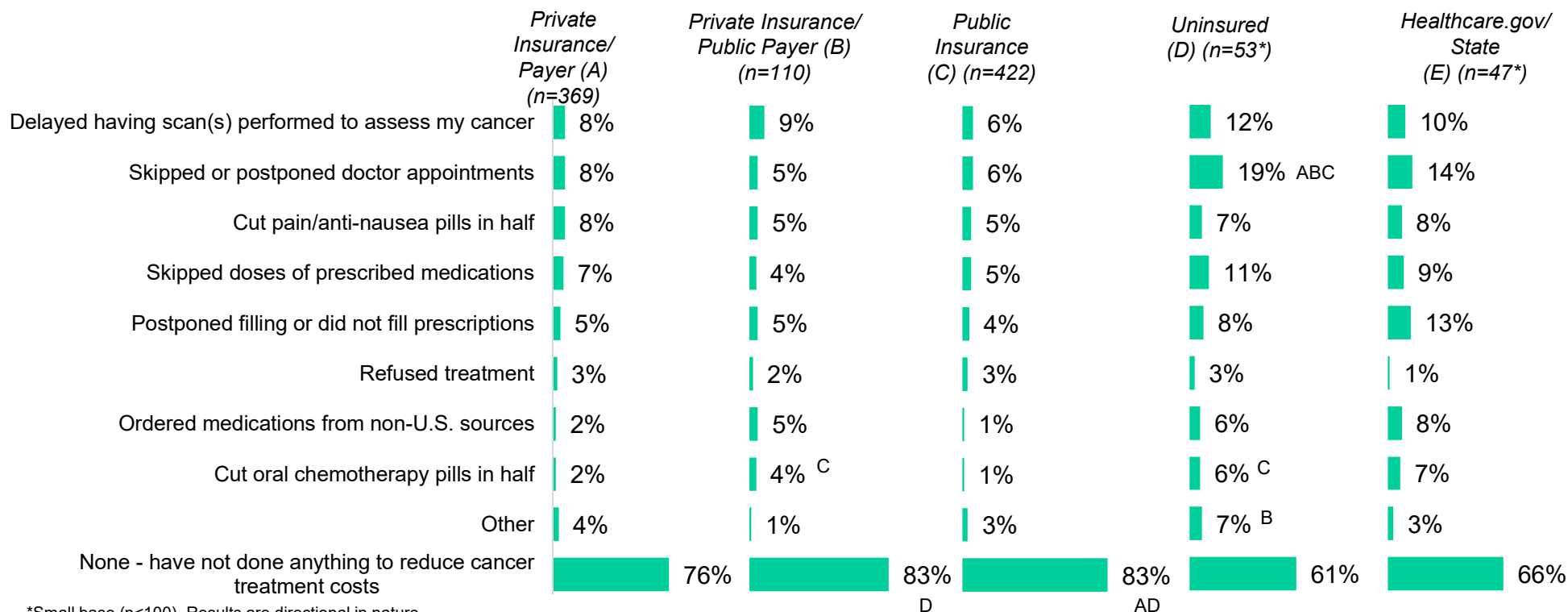
Uninsured More Likely Than Privately/Publicly Insured To Skip/Postpone Appts

Those with public payer or public insurance are more likely than the insured and privately insured to not have done anything to reduce costs

Have/Had Cancer

Actions Taken to Reduce Treatment Costs

Among Have/Had Cancer By Insurance Type



*Small base (n<100). Results are directional in nature.

BASE: HAVE/HAD CANCER OR IMMEDIATE FAMILY MEMBERS HAVE HAD CANCER (n=1001)

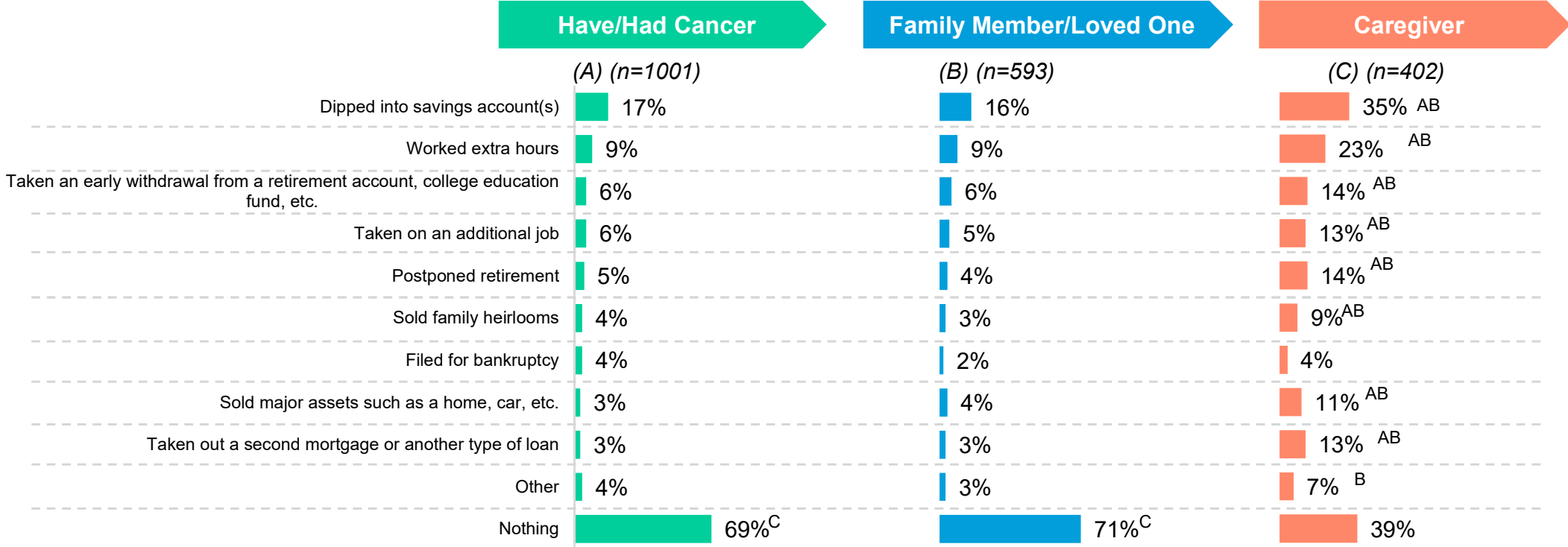
Q935 Which of the following have you/they done to reduce cancer treatment costs? Please select all that apply.



Patients Report Taking Dramatic Steps To Help Pay For Cancer Care

The most common step taken is dipping into savings followed by working extra house and taking early withdrawal from investment accounts

Steps Taken to Help Pay for Cancer Care
Among those touched by cancer

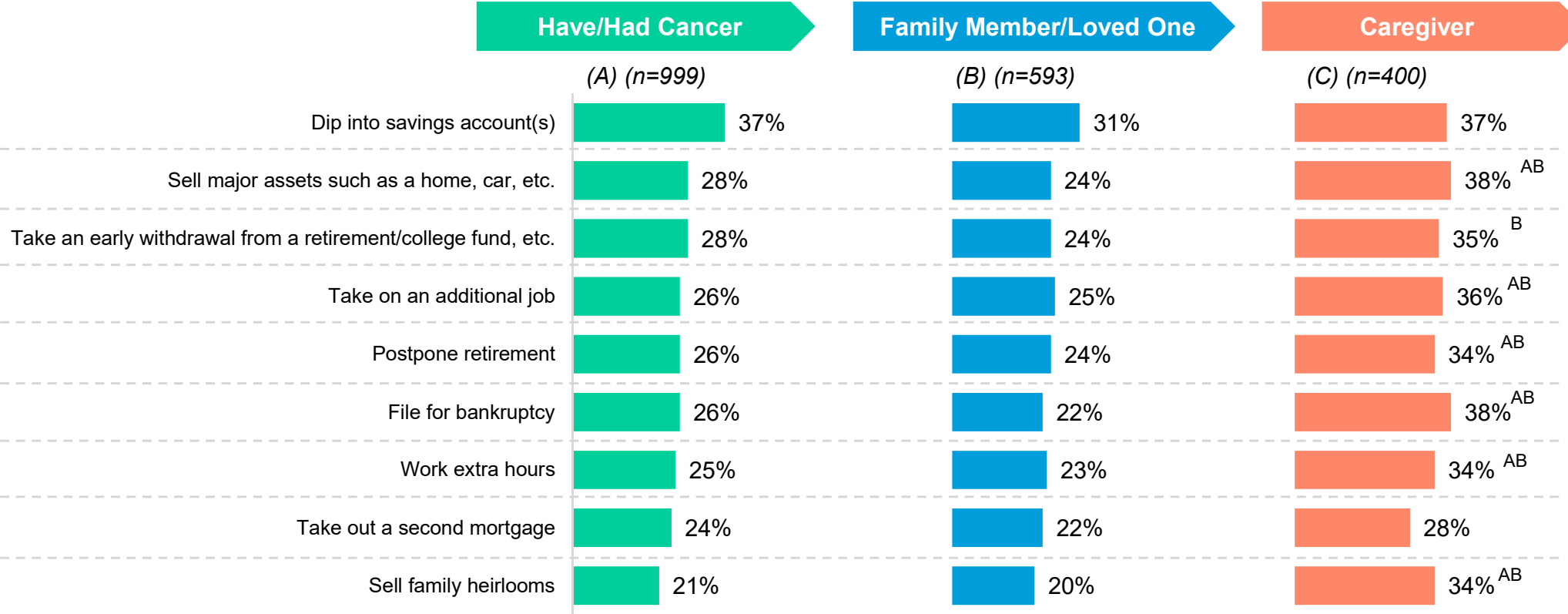


BASE: HAVE/HAD CANCER OR IMMEDIATE FAMILY MEMBERS HAVE HAD CANCER
Q23 PATIENT TEXT: Which of the following, if any, have you or a loved one done to help pay for your cancer care?
FAMILY MEMBER/LOVED ONE TEXT: Which of the following, if any, have you or another loved one done to help pay for your immediate family or loved one's cancer care?
CAREGIVER TEXT: Thinking of the person for whom you provide care, which of the following, if any, have you or another loved one done to help pay for their cancer care?



Dipping Into Savings Is A Top Concern Among All Who Have Not Already

Concern About Having to Take Steps in Future to Help Pay for Cancer Care
(% Very/somewhat concerned)
Among those touched by cancer who haven't already taken the step



BASE: HAVE/HAD CANCER OR IMMEDIATE FAMILY MEMBERS HAVE HAD CANCER
Q24 How concerned are you that you or a/another loved one will have to do the following to help pay for your/their cancer care in the future?



Personal Experiences with Cancer *Clinical Trials*

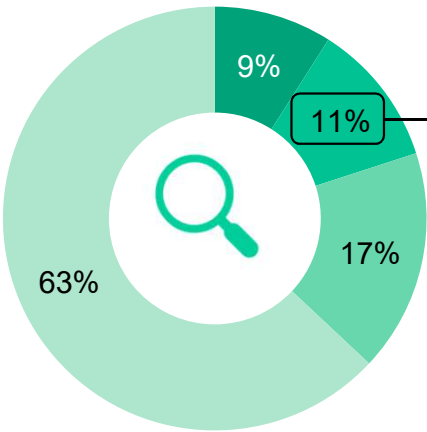


Most Patients Are Unsure Of Their Eligibility For Clinical Trials

Those who were and did not participate say they did not have enough information to feel comfortable

Have/Had Cancer

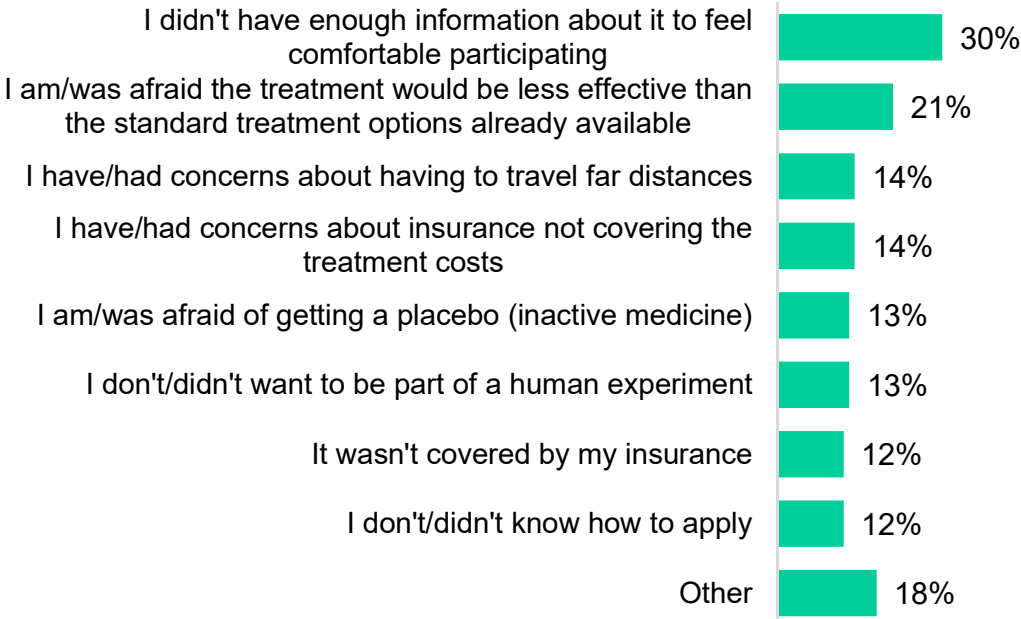
Experience with Clinical Trials



- I am/was eligible, and I am participating/did participate
- I am/was eligible, but I am not participating/did not participate
- I am/was not eligible for any clinical trials
- I am not sure if I am/was eligible for any clinical trials

Reasons Did Not Participate in Clinical Trial

Among those who were eligible but did not/are not participating



BASE: HAVE/HAD CANCER (n=1001)

Q26 Which of the following best describes your eligibility to participate in any clinical trials (e.g., a research study that explores the effectiveness of new or existing treatments) for your cancer?

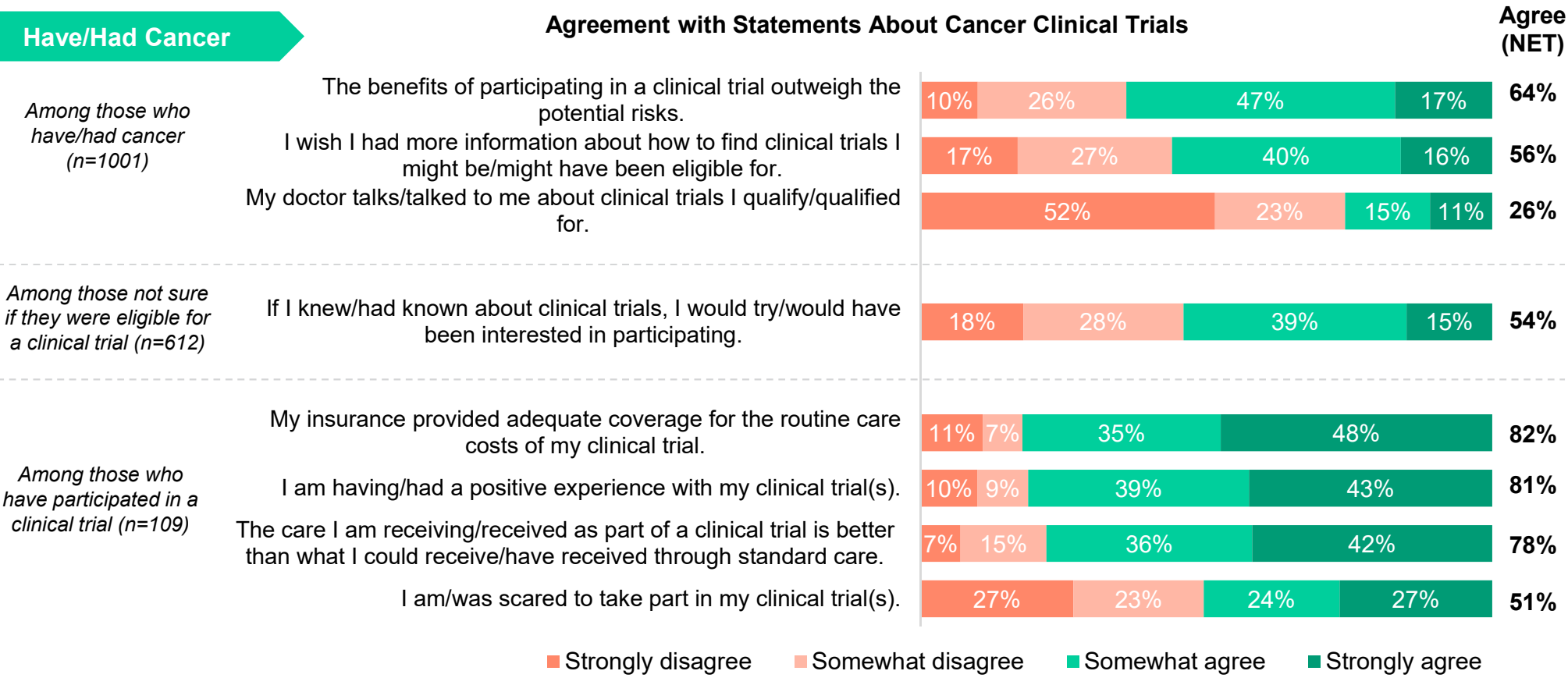
BASE: WAS ELIGIBLE FOR CLINICAL TRIAL BUT DID NOT PARTICIPATE (n=112)

Q28 You mentioned that you are/were eligible to participate in a clinical trial but are not/did not. Which of the following best describe the reason(s) you are not/did not participate? Please select all that apply.



Majorities Who Have Participated In Trials Agree With Positive Statements

About half of non-participants say they would have been interested if they had known they were eligible



BASE: HAVE/HAD CANCER (n size varies)
Q27 To what extent do you agree or disagree with each of the following statements about cancer clinical trials?

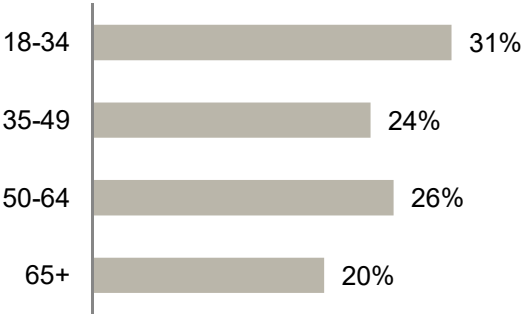


Demographics

Demographics – General Population



Age



Race

- 61% White
- 15% Hispanic
- 12% Black/African American
- 6% Asian or Pacific Islander
- 1% Native American
- 3% Mixed race
- 1% Other race
- 1% Decline to answer

Gender



49% male



51% female

Children in HH



63% 0 kids

31% 1 to 2 kids

6% 3+ kids

Locale



32% urban



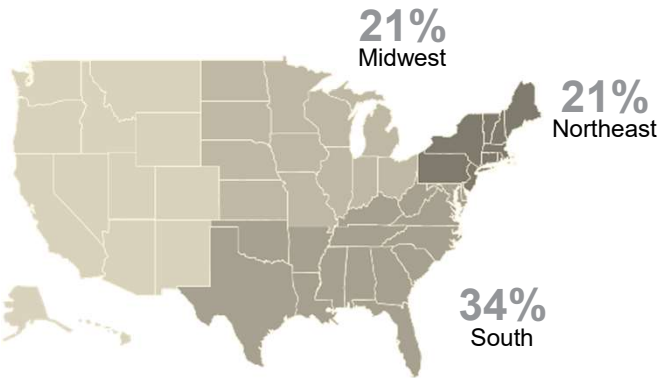
47% suburban



20% rural

Region

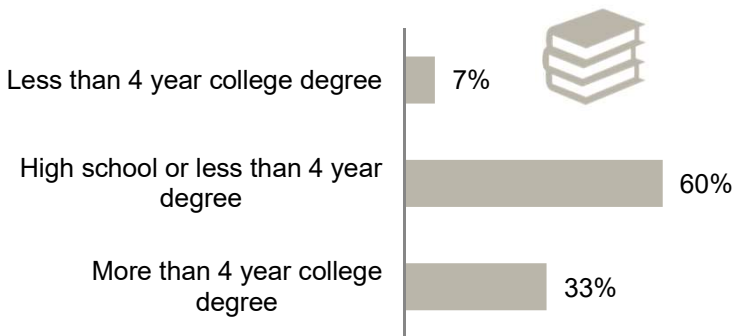
24% West



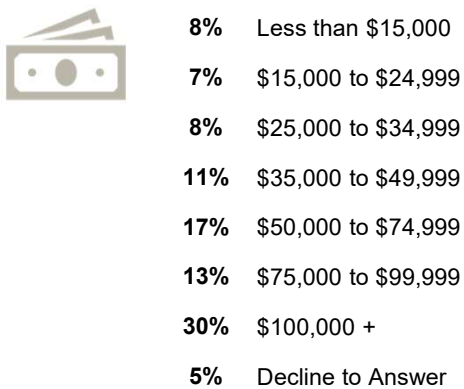
Demographics – General Population



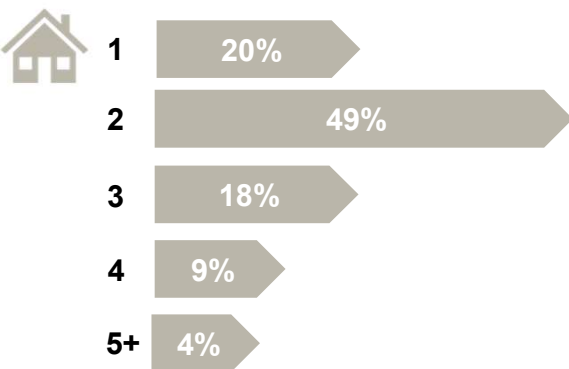
Education



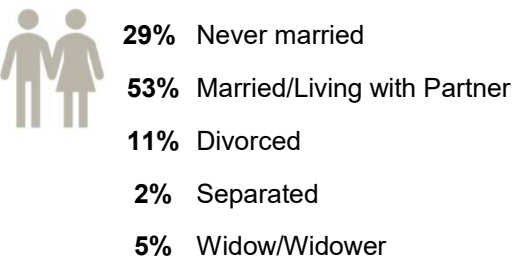
Household Income



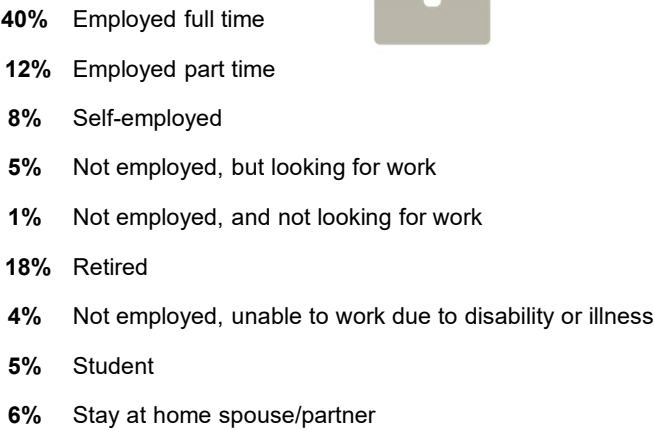
Adults in HH



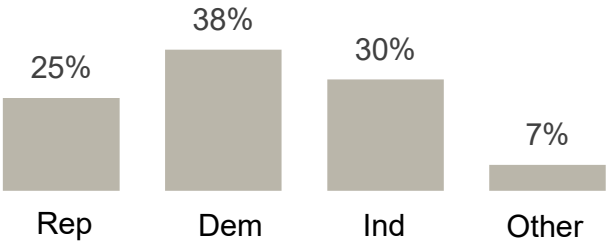
Marital Status



Employment



Political Party

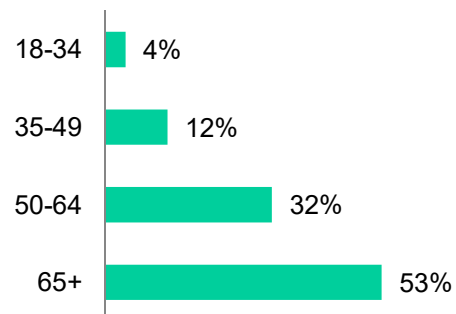


BASE: QUALIFIED RESPONDENTS (n=4038)
Demographics

Demographics – Have/Had Cancer



Age



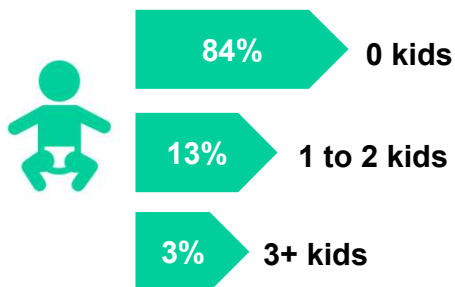
Race

- 84% White
- 5% Hispanic
- 6% Black/African American
- 1% Asian or Pacific Islander
- 1% Native American
- 1% Mixed race
- 1% Other race
- 1% Decline to answer

Gender



Children in HH



Locale



22%
urban

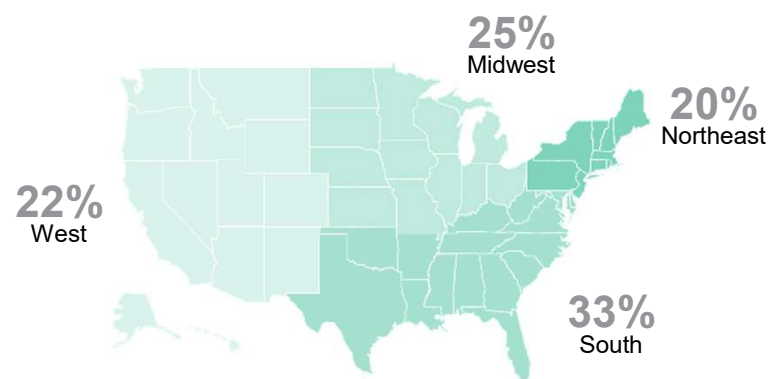


54%
suburban



23%
rural

Region

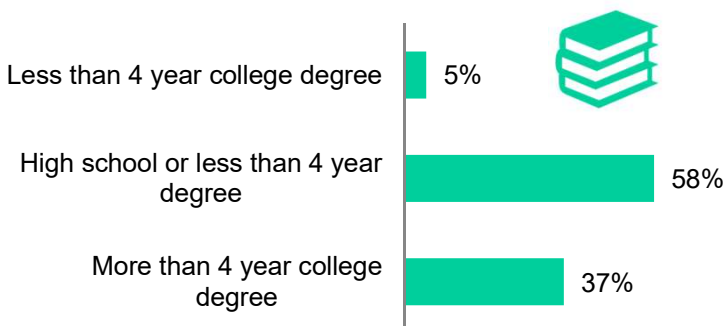


BASE: HAVE/HAD CANCER (n=1001)
Demographics

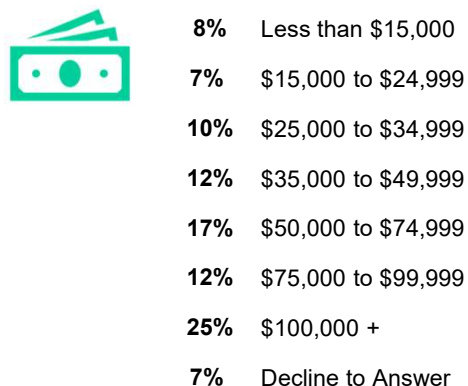
Demographics – Have/Had Cancer



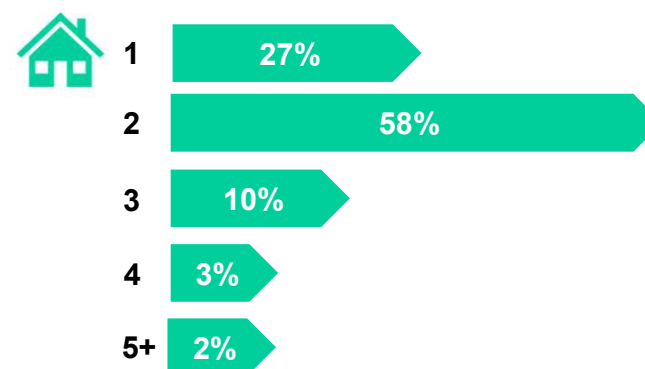
Education



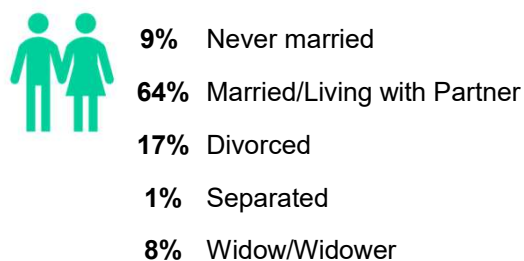
Household Income



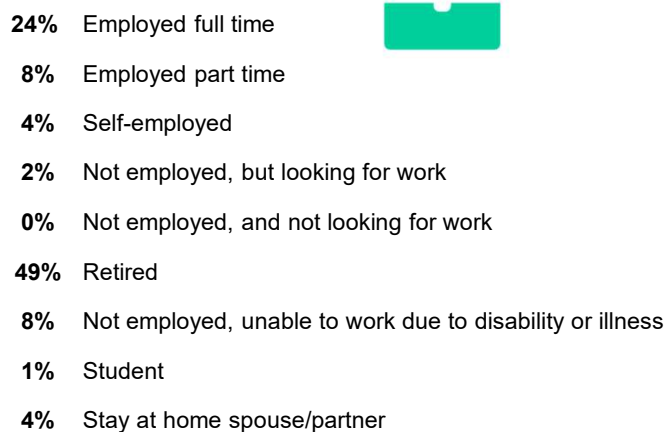
Adults in HH



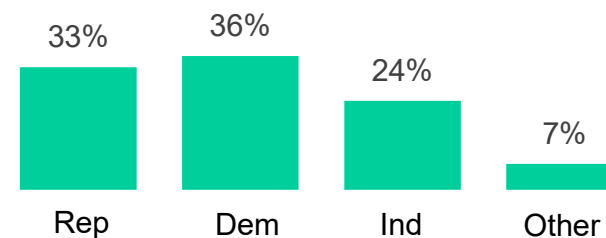
Marital Status



Employment



Political Party



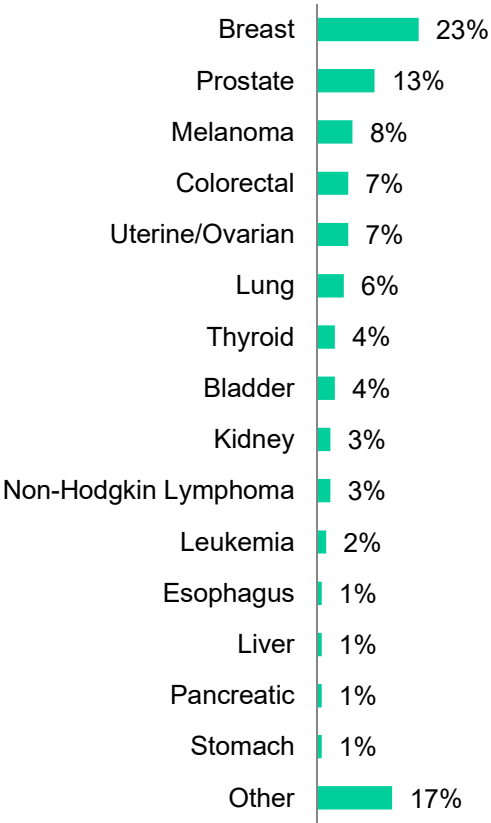
BASE: HAVE/HAD CANCER (n=1001)
Demographics



Cancer Profiles



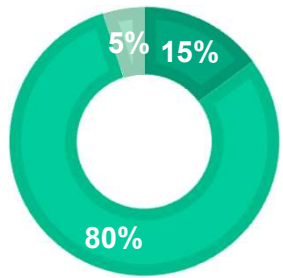
Cancer Type



Time of Diagnosis

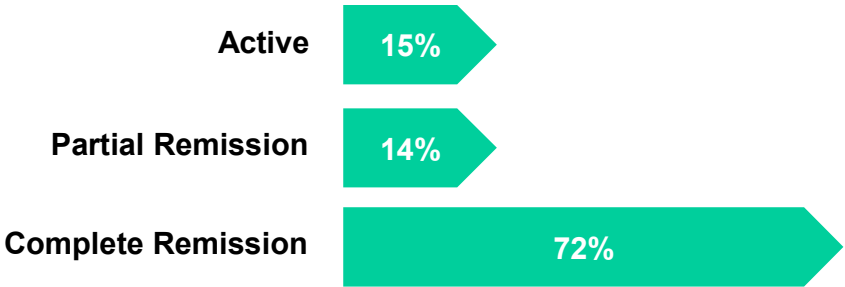
- 12% In the past year
- 11% 1 - less than 2 years ago
- 31% 2-5 years ago
- 20% 6-10 years
- 22% More than 10 years ago
- 2% Prefer not to answer
- 2% Not sure

Metastatic Cancer Experience



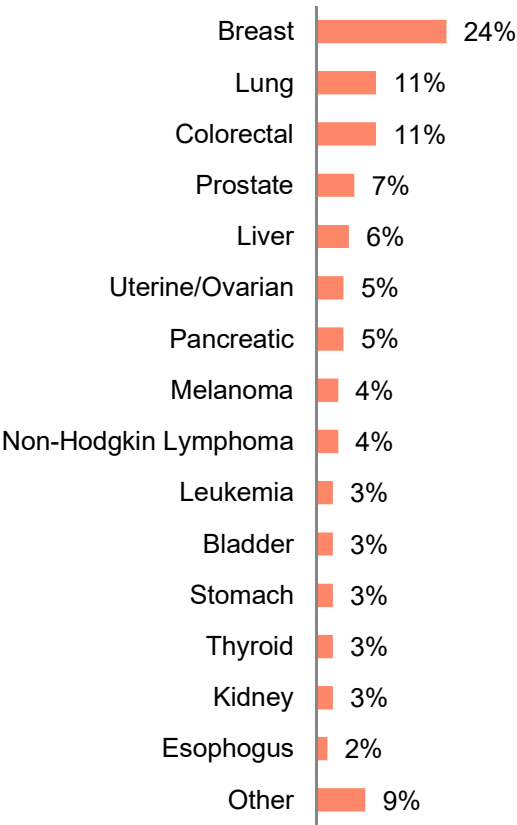
Yes No Not sure

Current Cancer Status






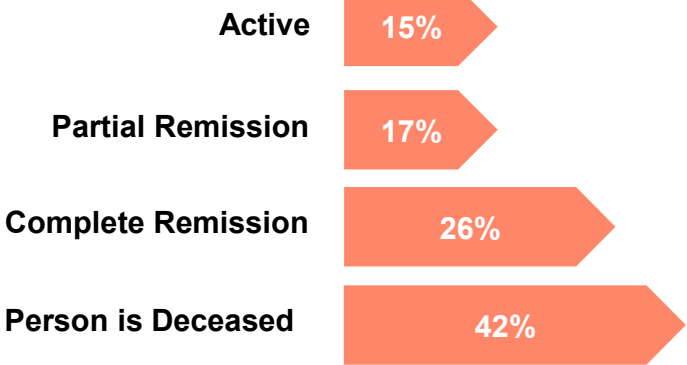
Cancer Type



Time of Diagnosis



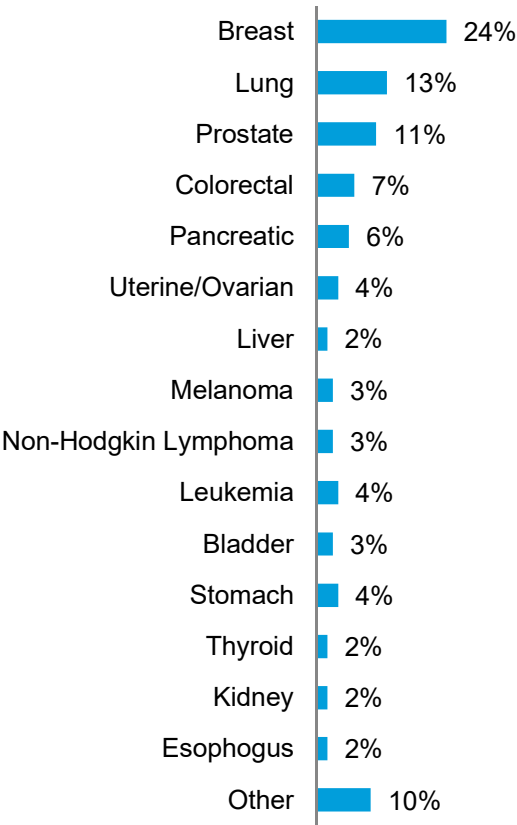
Current Cancer Status



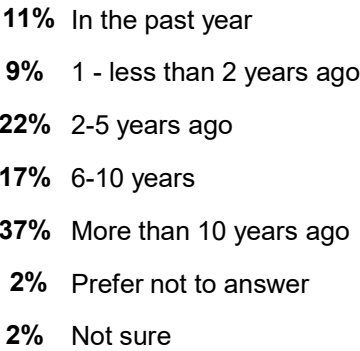
BASE: HAVE/HAD CANCER (n=402)
Q765, Q900, Q901, Q10, Q12



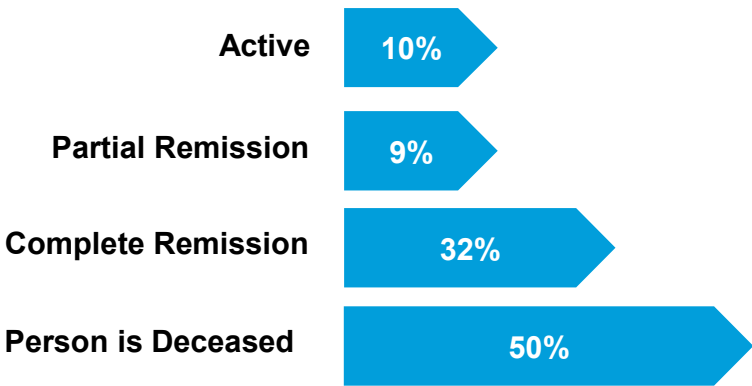
Cancer Type



Time of Diagnosis



Current Cancer Status



BASE: HAVE/HAD CANCER (n=593)
Q765, Q900, Q901, Q10, Q12

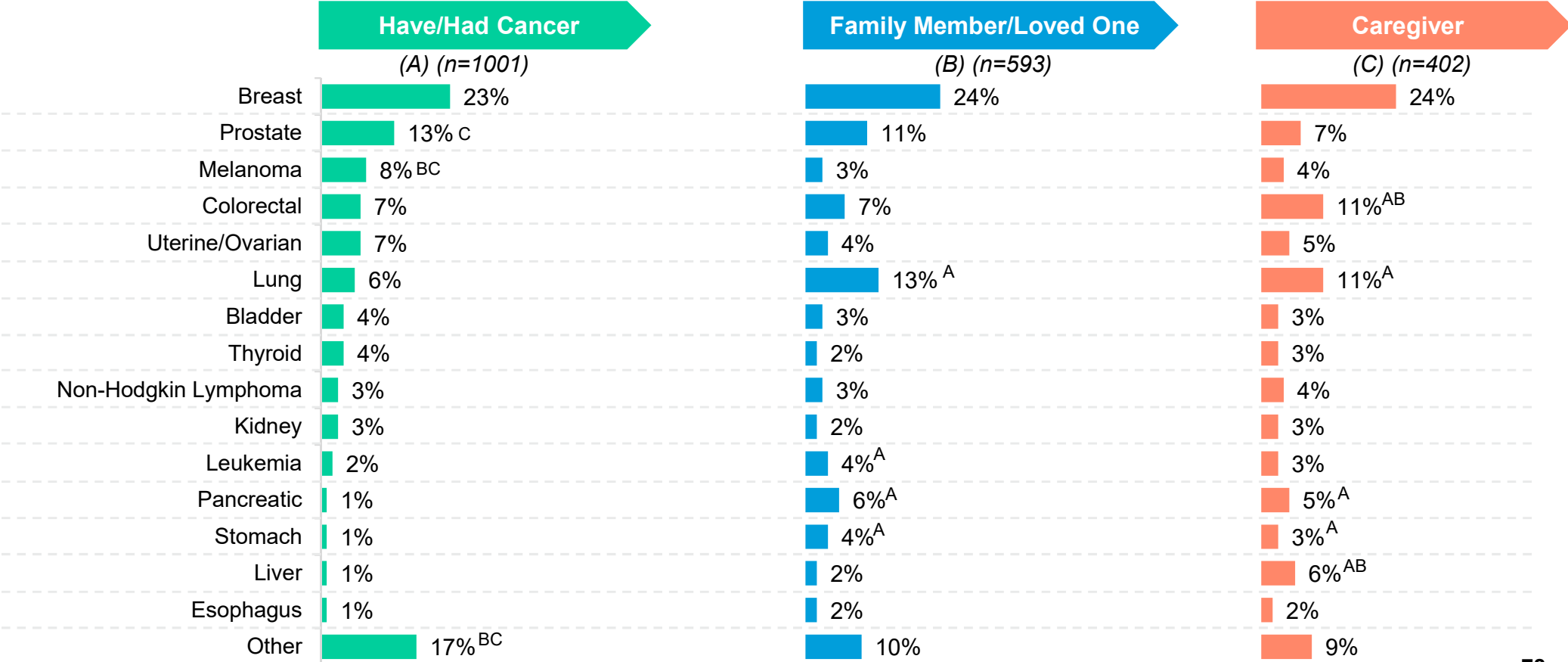


Appendix



Breast Cancer Is Most Common Cancer Type Among Those With Experience

Type of Cancer Diagnosed With
Among those touched by cancer

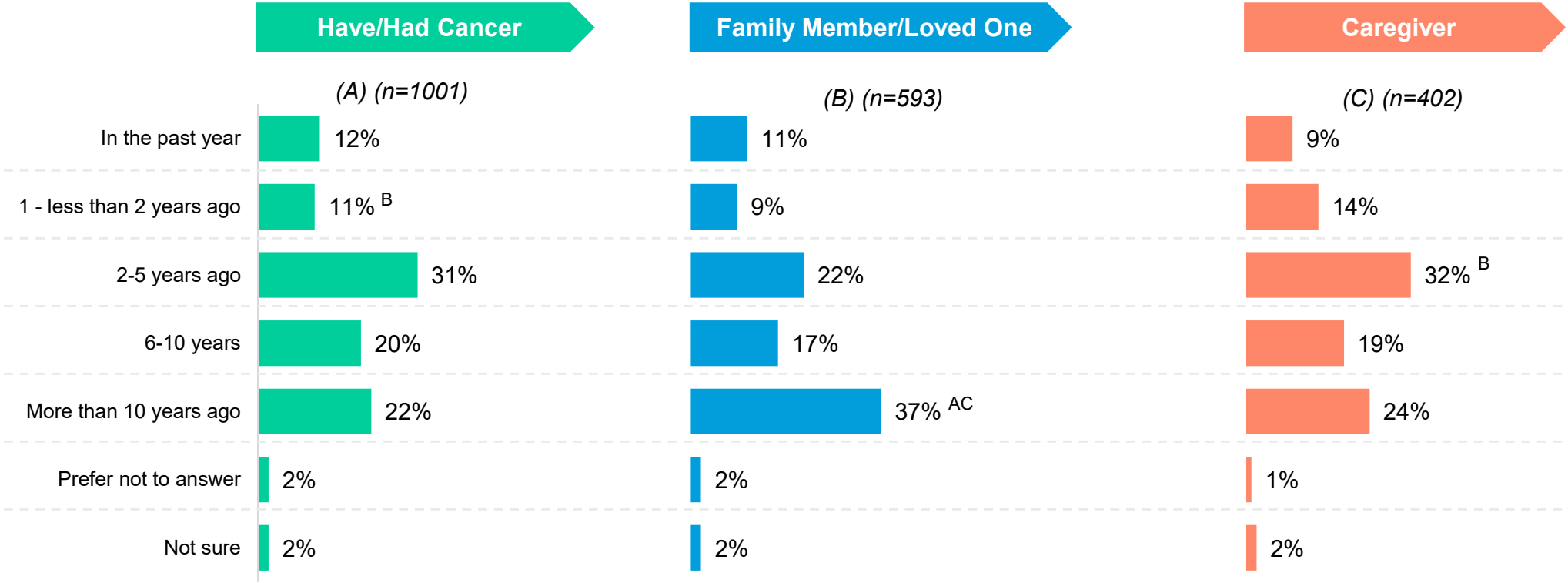


BASE: HAVE/HAD CANCER OR IMMEDIATE FAMILY MEMBERS HAVE HAD CANCER
Q765 What kind of have you/they been diagnosed with?



Cancer Diagnoses Typically Happened At Least 2 Years Ago

When Diagnosed With Cancer
Among those touched by cancer



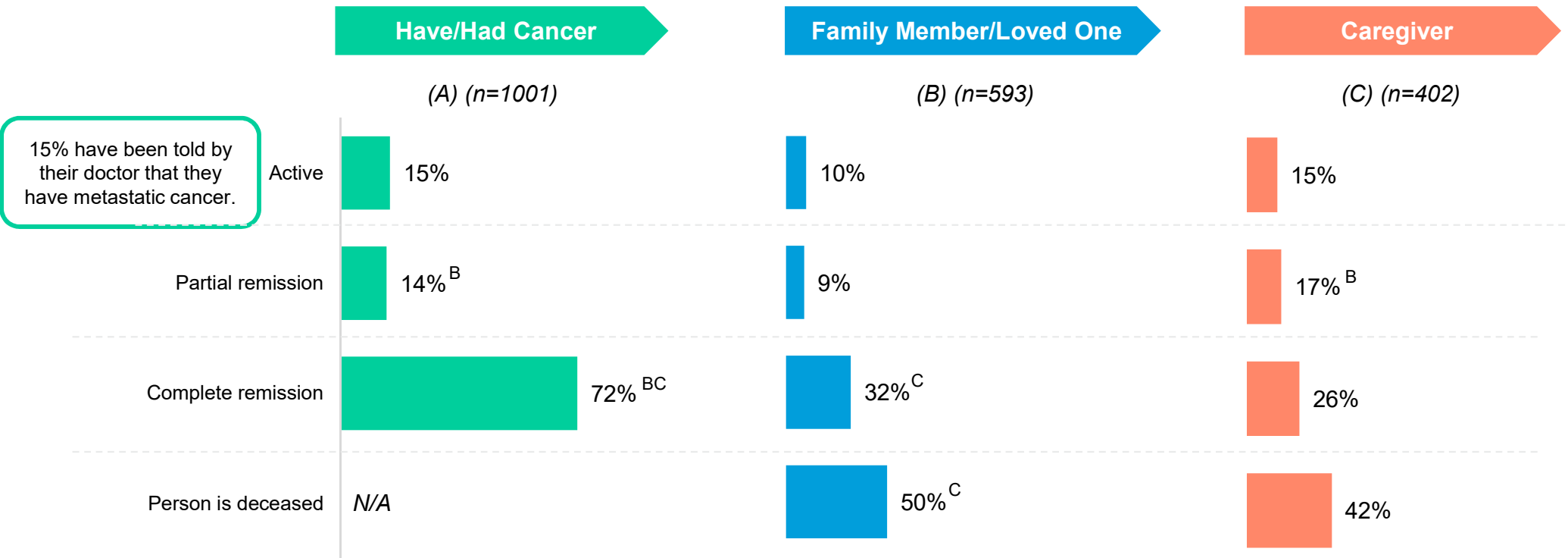
BASE: HAVE/HAD CANCER
Q900 When were you diagnosed with cancer?
BASE: IMMEDIATE FAMILY MEMBERS HAVE HAD CANCER
Q901 When was your immediate family member/loved one diagnosed with cancer?



Nearly Three Quarters Of Patients Interviewed Are Currently In Remission

Caregivers or those with a family member affected typically have experience with a deceased loved one

Cancer Status
Among those touched by cancer



BASE: HAVE/HAD CANCER OR IMMEDIATE FAMILY MEMBERS HAVE HAD CANCER

Q12 Which of the following best describes your/their cancer status?

BASE: HAVE/HAD CANCER

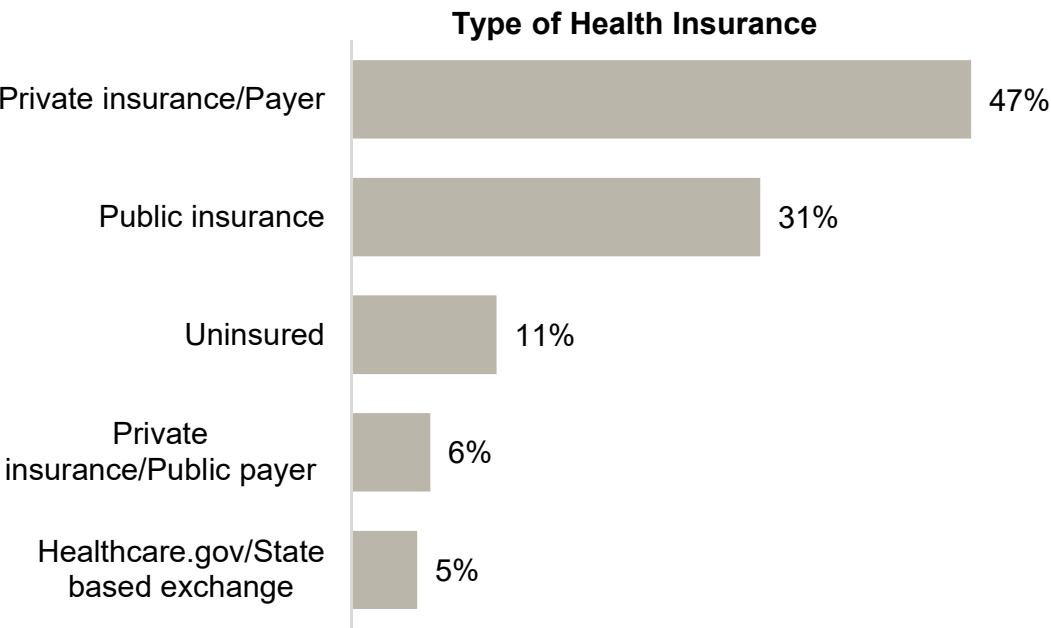
Q10 Have you ever been told by your doctor that you have metastatic cancer?



Nearly Half Of Adults Have Private Insurance

Over eight in ten say prescription drugs are covered

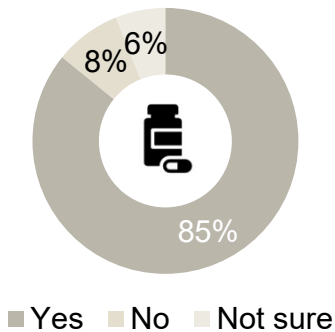
General Population



BASE: QUALIFIED RESPONDENTS (n=4038)
Q940 Which of the following best describes how you receive health insurance benefits today? Please select all that apply.
BASE: HAS HEALTH INSURANCE (n=3577)
Q942 Does your health insurance include prescription drug coverage?
BASE: HAS MEDICARE (n=1032)
Q943 Have you ever purchased a supplemental Medigap policy to help with your Medicare coverage?

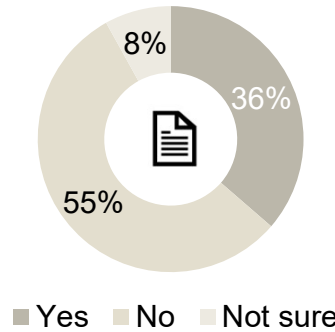
Prescription Drugs Covered by Insurance

Among those who have health insurance



Ever Purchased Supplemental Medigap Policy

Among those who have Medicare



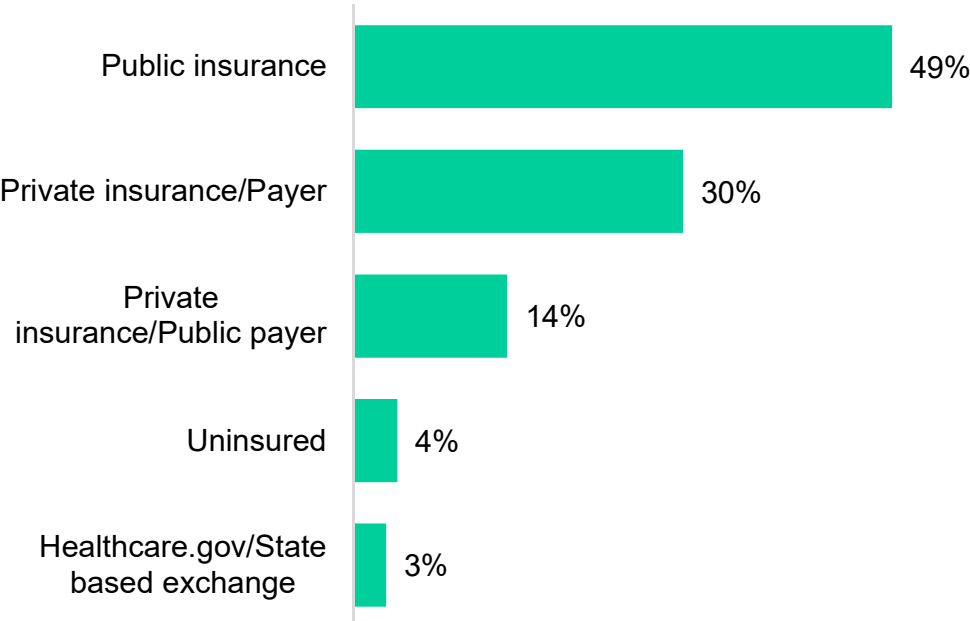


Half Of Those With Cancer Have Public Insurance

Nearly nine in ten say prescription drugs are covered

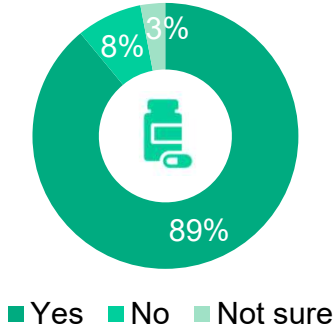
Have/Had Cancer

Type of Health Insurance
(n=1001)



BASE: QUALIFIED RESPONDENTS
Q940 Which of the following best describes how you receive health insurance benefits today? Please select all that apply.
BASE: HAS HEALTH INSURANCE
Q942 Does your health insurance include prescription drug coverage?
BASE: HAS MEDICARE
Q943 Have you ever purchased a supplemental Medigap policy to help with your Medicare coverage?

Prescription Drugs Covered by Insurance
Among those who have/had cancer and have health insurance
(n=948)



Ever Purchased Supplemental Medigap Policy
Among those who have/had cancer and have Medicare
(n=427)

