



The Harris Poll

Harris Insights & Analytics LLC, A Stagwell Company

ASCO 2019 Cancer Opinions Survey

September 2019



Table of Contents

	Page
Research Methodology	3
Report Notes	4
Key Findings	5
Detailed Findings	9
General Views on Cancer/Cancer Risk	10
E-Cigarette Use & Perceptions	23
End-of-Life Care	36
Access to High Quality Care	42
Affordability of Cancer Care	49
Cancer Management	62
Demographics	72
Cancer Profile	72
Appendix	81



Research Methodology

Mode:

Online survey



Length:

20 Minutes



Qualification Criteria:

General Population

- US residents
- Age 18+



Cancer Patients

- US residents
- Age 18+
- Ever diagnosed with cancer by a healthcare professional

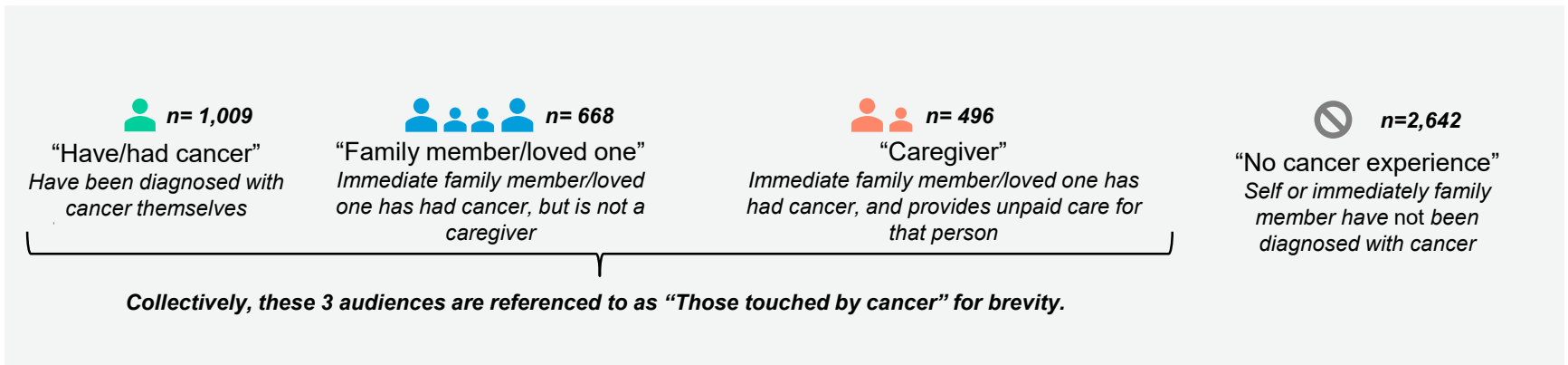
	General Population	Cancer Patients
Sample Size:	n=4,001* <i>*includes n=195 cancer patients (natural fallout)</i>	n=1,009** <i>**includes n=195 cancer patients from the gen pop natural fallout + an oversample of n=814</i>
Field Dates:	July 9 – August 10, 2019	

For all US adults age 18+ figures for age by gender, education, region, household size, marital status and employment status were adjusted, as needed to population distributions from the US Census Bureau, separately for Hispanic, Black/African American (not Hispanic) and all other (not Hispanic). Then each race/ethnicity group was combined into an overall total based on their proportion within the US adult population. The adults age 18+ with cancer were weighted separately, as needed, using population distributions from the CDC's NHIS for those diagnosed with cancer, using the same demographic variables as above.



Report Notes

- Percentages may not add up to 100% due to weighting and/or computer rounding and the acceptance of multiple responses.
- Unless otherwise noted, results for the Total (general population) are displayed.
- Statistical significance testing (at 95% confidence) is included where applicable – significant differences are noted throughout the report with letters (A,B,C, etc.).
- Colors and icons differentiate which audience is being represented within detailed findings as shown in the box below.





Key Findings



Cancer Risk



Despite the majority of adults saying they are concerned about cancer, most do not do anything to prevent/reduce risk in their daily life. A barrier to action may be not knowing what to believe when it comes to what causes cancer – something they are not likely to discuss with their doctor.



- Most adults (57%) report being concerned about developing cancer in their lifetime, but only 1 in 4 (24%) say they care deeply and incorporate cancer prevention into their daily life.
 - Half (51%) say their concern for their cancer risk comes and goes and the other quarter (25%) believe if they are going to get cancer, they are going to get it, there is nothing they can do.
- While the majority of US adults (81%) believe there is a lot of information available about what causes cancer, many say when it comes to that information (about what causes cancer), they don't know what to believe (66%), which sources to trust about this information (another 66%), and that it is hard to know the most important things to do to reduce their risk of getting cancer (64%).
- Less than a quarter of adults report talking to a doctor about their cancer risk (22%) or what they should do to reduce their cancer risk (18%).



E-Cigarettes



The majority of US adults say they have not tried e-cigarettes, but 1 in 8 report using them regularly (daily or recreationally). Use patterns suggest a new market is not necessarily being created, but rather that traditional cigarette smokers are shifting to (or adding) e-cigarettes, with many believing they are a healthier alternative.



- 73% of US adults say they have not tried e-cigarettes, but 13% report being regular users.
 - 17% of parents with children 9-17 say their child(ren) have tried e-cigarettes, but only 7% of pre-teen/teens are reported to be regular users, according to their parents.
- About half of US adults (52%) say they know someone who has at least tried e-cigarettes, with 39% reporting they know a regular user.
- The majority of regular e-cigarette users who are or have also been traditional cigarette smokers have used e-cigarettes to try and decrease their use of traditional cigarettes (44%) or to quit smoking them altogether (41%), most of whom found them to be helpful in doing so (85%).
- Among all adults, more than half (54%) agree that e-cigarettes can help people quit smoking traditional cigarettes and 4 in 10 (39%) believe e-cigarettes are a healthier alternative to traditional cigarettes. These percentages are substantially higher among regular e-cigarette users (80% believe they can help people quit traditional cigarettes, and 72% feel they are a healthier alternative).
 - Further, among regular e-cigarette users, 4 in 10 believe they are harmless (43%) and that you can not get addicted to them (40%).



End of Life Care



Only half of US adults have thought about the care they would like to receive at the end of their life. Among those, a quarter have not communicated their wishes to anyone. Even among cancer patients, only one quarter report ever discussing EOL care with their doctor. Despite many reporting that they have not done so themselves, adults see the importance of communicating end of life care wishes with doctors but more support is needed for caregivers when preparing for and making end of life care decisions for loved ones.



- Only 53% of US adults have thought about end-of-life care. Not surprisingly, those touched by cancer are more likely to have thought about it (66% have/had cancer, 56% family member/loved one, 72% caregivers vs. 48% no cancer experience).
 - A quarter of adults who have thought about EOL care (25%) have not communicated these wishes to anyone and only 1 in 5 (20%) have communicated their wishes to a doctor.
- Most adults agree that it is important that doctors and patients take the time together to discuss end-of-life care (91%) and that it is important to communicate with your doctor about your end-of-life care wishes (89%), despite not having done so themselves.
 - Further, only about 1 in 3 or fewer of those touched by cancer have ever discussed end-of-life care with their doctor (26% have/had cancer, 22% family/loved one, 35% caregiver).
- 1 in 5 caregivers (19%) do/did not feel prepared to make decisions about end-of-life care for their loved one and 70% wish they had more information to help prepare them and their loved one for end-of-life care.



Detailed Findings



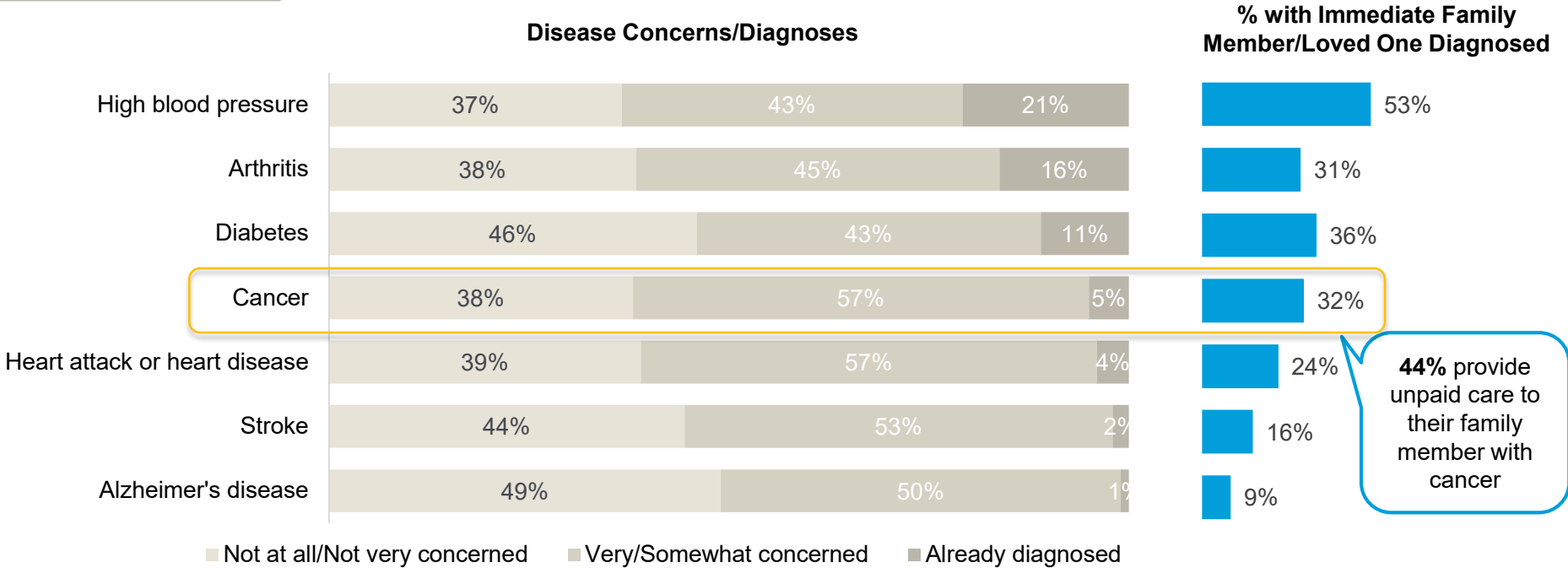
General Views On Cancer / Cancer Risk



Majority of Adults Have a Concern of Developing Cancer in Their Lifetime

Among those who have a family member diagnosed with cancer, more than 4 in 10 provide unpaid care to their loved one

General Population



BASE: QUALIFIED RESPONDENTS (n=4001)

Q601 How concerned are you that you may develop the following diseases in your lifetime?

Q615 Has a doctor, nurse, or other health professional ever told an immediate family member (child, parent, sibling) or loved one that they have any of the following? Please select all that apply.

BASE: IMMEDIATE FAMILY MEMBERS HAVE/HAD CANCER (n=1278)

Q13 You indicated that an immediate family member or loved one has been diagnosed with cancer. Have you provided unpaid care to this person?

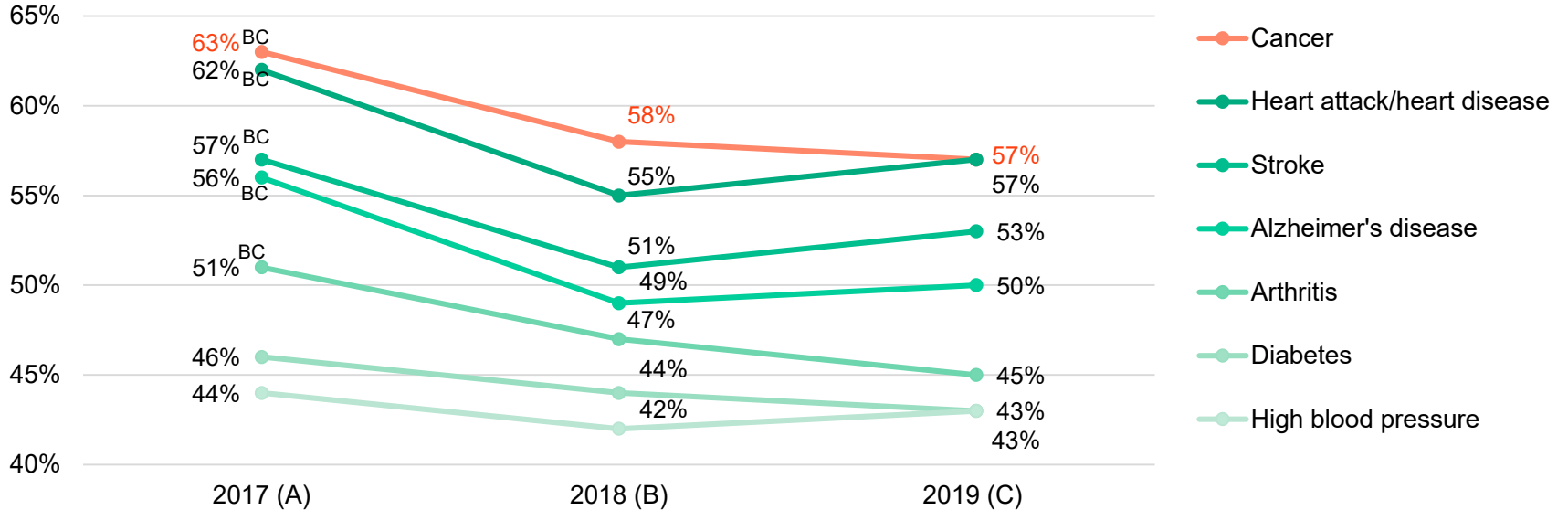


Concern Over Developing Cancer Stabilizes After 2018 Dip

Majority remain concerned – similar trends follow for heart attacks, stroke, and Alzheimer's

General Population

Trended Disease Concern
(% Very/Somewhat concerned)



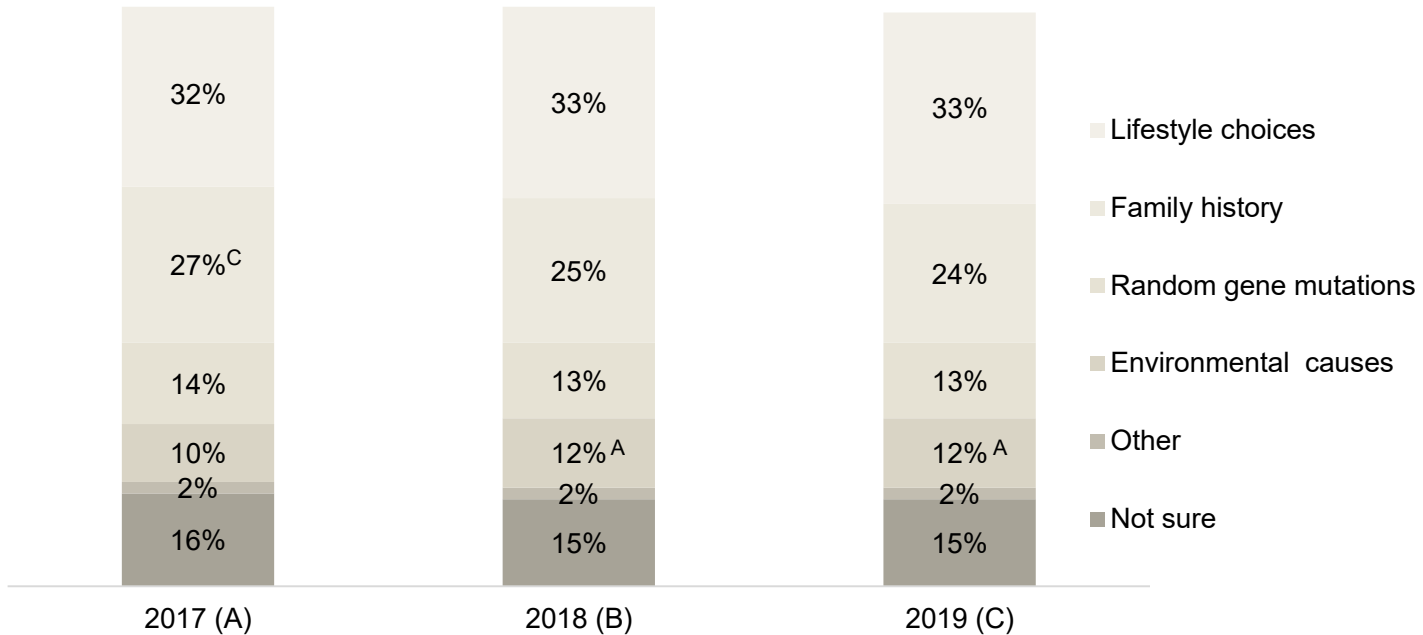


One Third Feel Most Cancers Are Caused By Lifestyle Choices

Belief that most cancers are caused by family history stabilizes after 2018 decline

General Population

Trended Beliefs About Causes of Cancer



BASE: QUALIFIED RESPONDENTS (2017: n=4016, 2018: n=4038, 2019: n=4001)

Q700 Which of the following do you think most cancers are caused by?

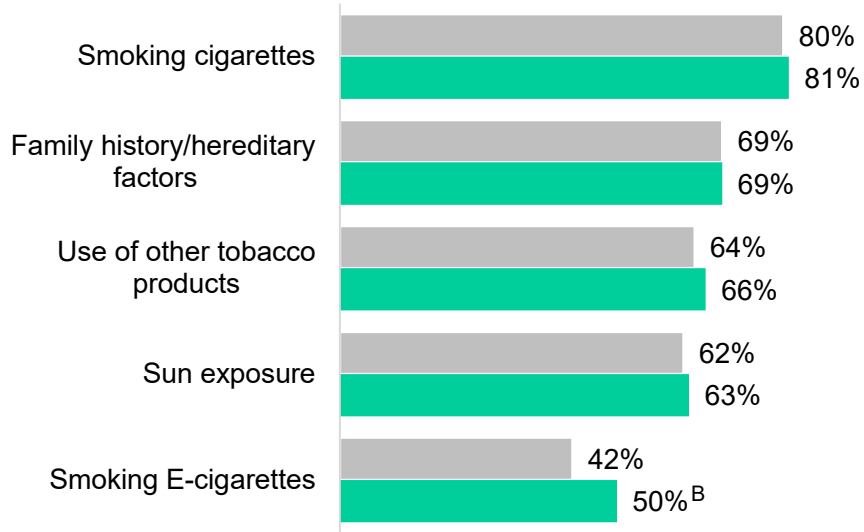


Smoking E-Cigarettes Enters List of Top 5 Most Commonly Known Risk Factors

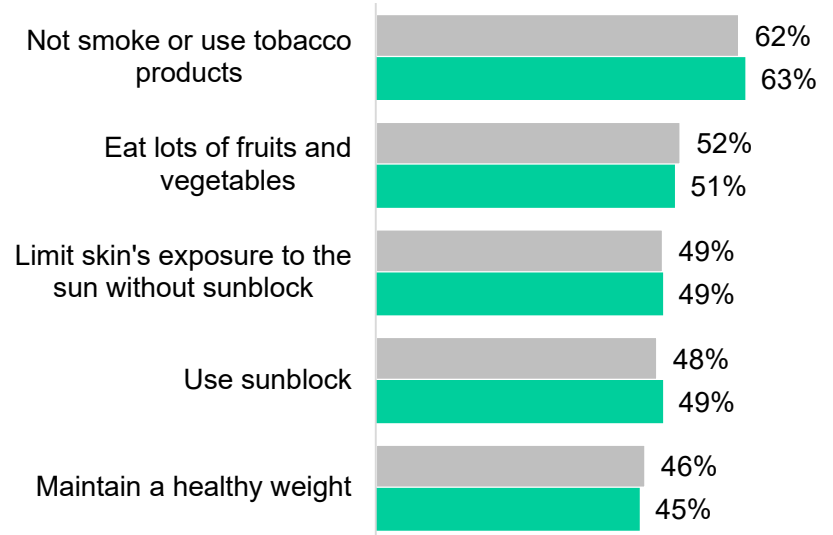
Smoking, family history, use of other tobacco products, and sun exposure remain the most commonly reported perceived cancer risk factors

General Population

Trended Top 5 Beliefs About Cancer Risk Factors



Trended Top 5 Cancer Risk Reduction Behaviors Practiced



■ 2018 (B) ■ 2019 (C)

BASE: QUALIFIED RESPONDENTS (2018: n=4038, 2019: n=4001)

Q705 Which of the following do you think increases a person's risk of getting cancer? Please select all that apply.

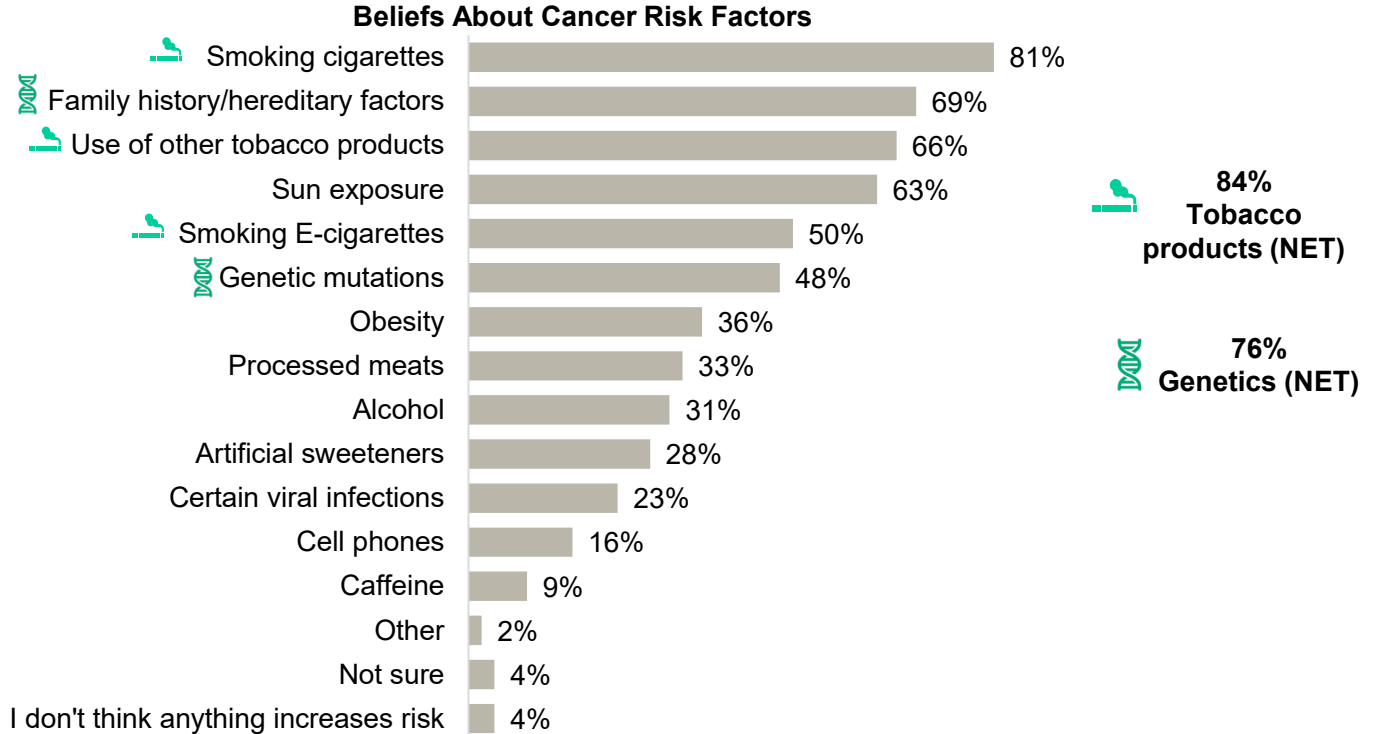
Q715 Which of the following describes what you currently do to reduce your risk of getting cancer [again or getting another type of cancer]? Please select all that apply.



More Education Needed on Cancer Risk Factors

More than two-thirds of adults don't know that alcohol or certain viral infections are risk factors

General Population



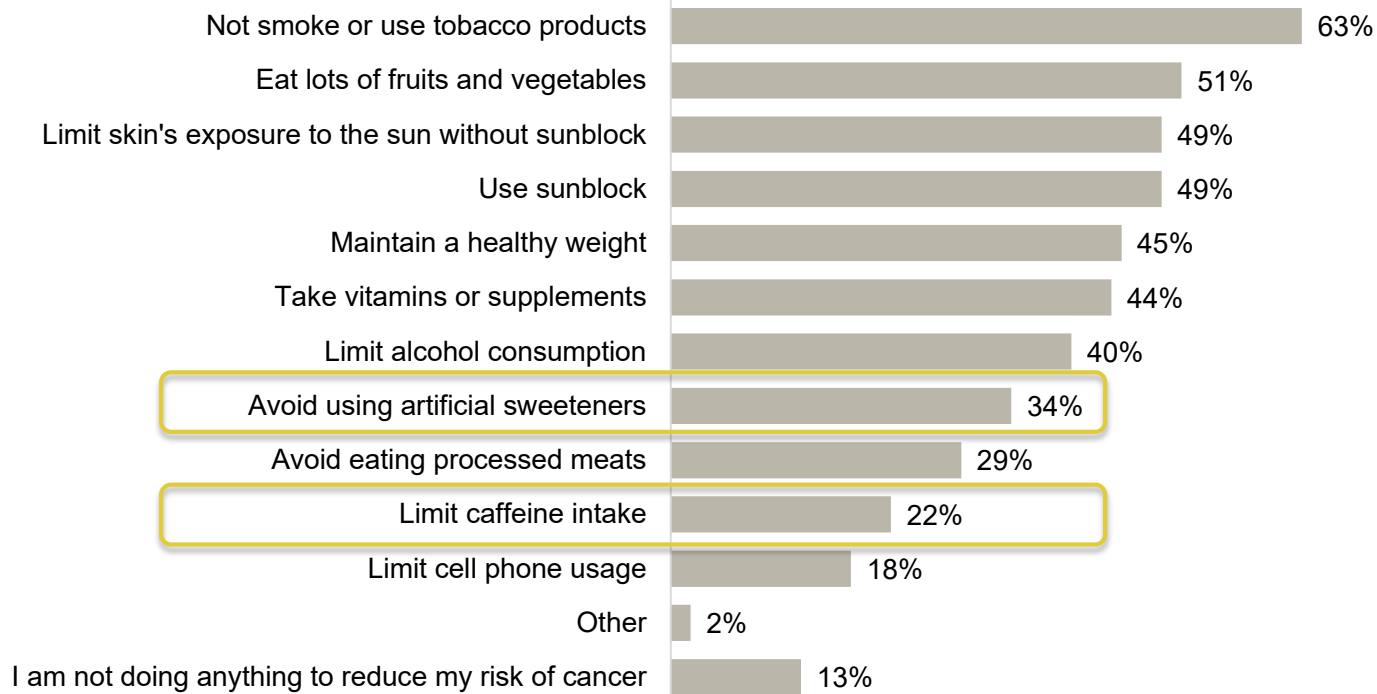


Some Adults Limiting Food and Drink Items Not Proven to Increase Risk

3 in 10 avoid using artificial sweeteners and 2 in 10 limit caffeine in order to reduce their risk of getting cancer, despite there not being clear evidence those items are carcinogenic

General Population

Cancer Risk Reduction Behaviors Practiced

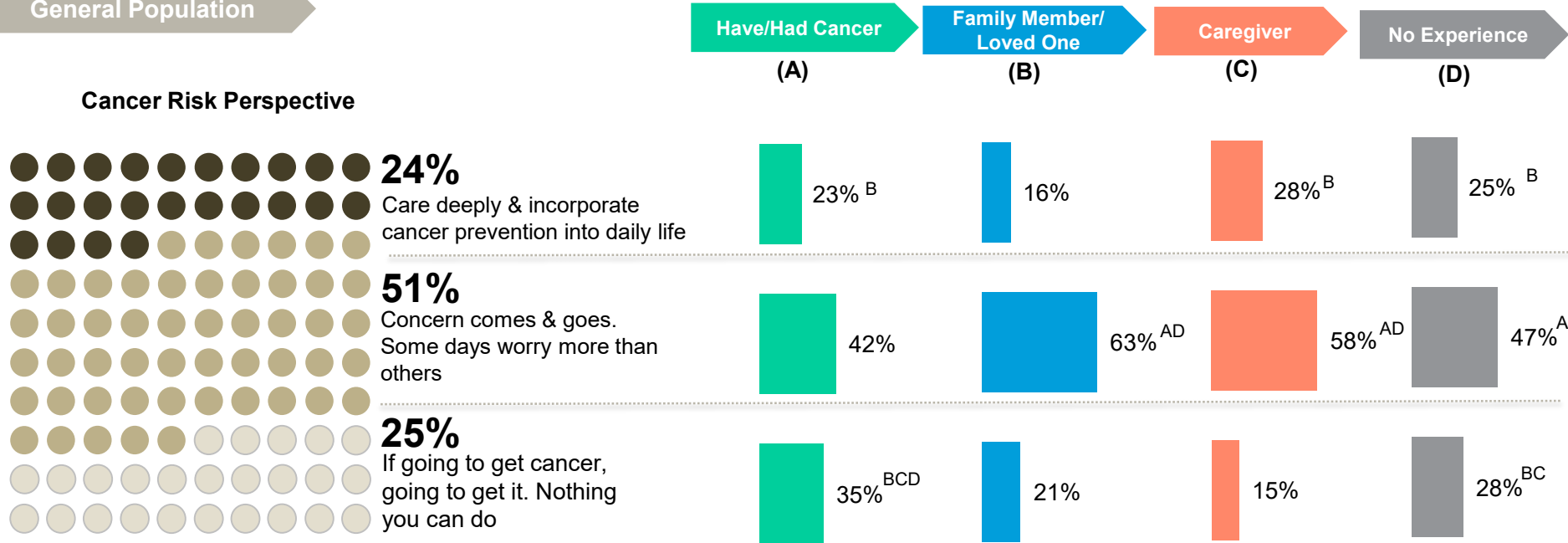




Just 1 in 4 Incorporate Cancer Prevention Into Their Daily Life

Those who have/had cancer most likely to say that prior to diagnosis, they felt there was nothing they could do to prevent it

General Population



BASE: QUALIFIED RESPONDENTS (n=4001; HAVE/HAD CANCER (n=1009), FAMILY MEMBER/LOVED ONE (n=668), CAREGIVER (n=496), NO EXPERIENCE (n=2642))
 Q716 [Prior to being diagnosed with cancer] Which of the following best describes how you think [thought] about your cancer risk?

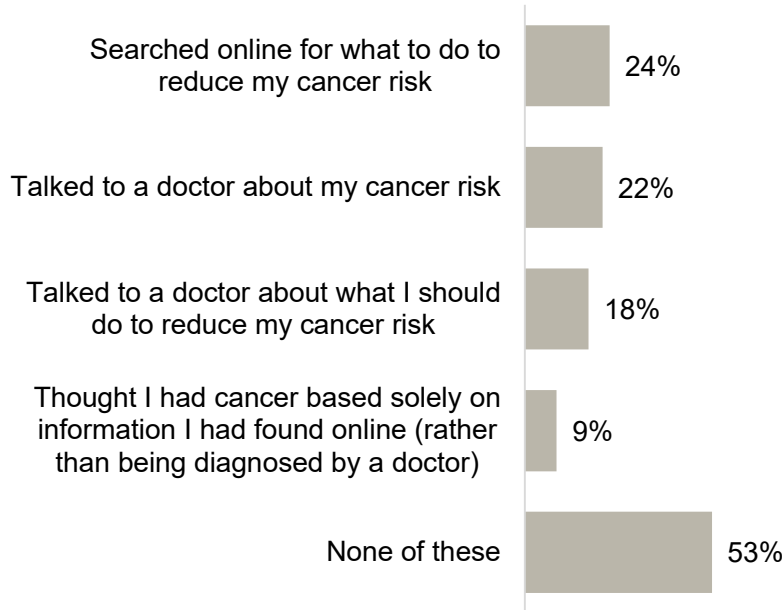


Only 1 in 5 Adults Have Ever Talked to a Doctor About Cancer Risk

Gen Z is least likely to have talked to a doctor but most likely to have thought they had cancer based solely on information found online

General Population

Action Taken Regarding Cancer Risk



	Gen Z (18-22) (A)	Millennials (23-38) (B)	Gen X (39-54) (C)	Boomers (55-72) (D)	Silent (73+) (E)
Searched online for what to do to reduce my cancer risk	22% ^E	32% ^{ADE}	27% ^{DE}	19% ^E	10%
Talked to a doctor about my cancer risk	11%	23% ^A	24% ^A	22% ^A	19%
Talked to a doctor about what I should do to reduce my cancer risk	9%	21% ^A	20% ^A	17% ^A	16%
Thought I had cancer based solely on information I had found online (rather than being diagnosed by a doctor)	21% ^{CDE}	15% ^{CDE}	7% ^D	3%	3%
None of these	53%	47%	50%	59% ^{BC}	68% ^{ABCD}

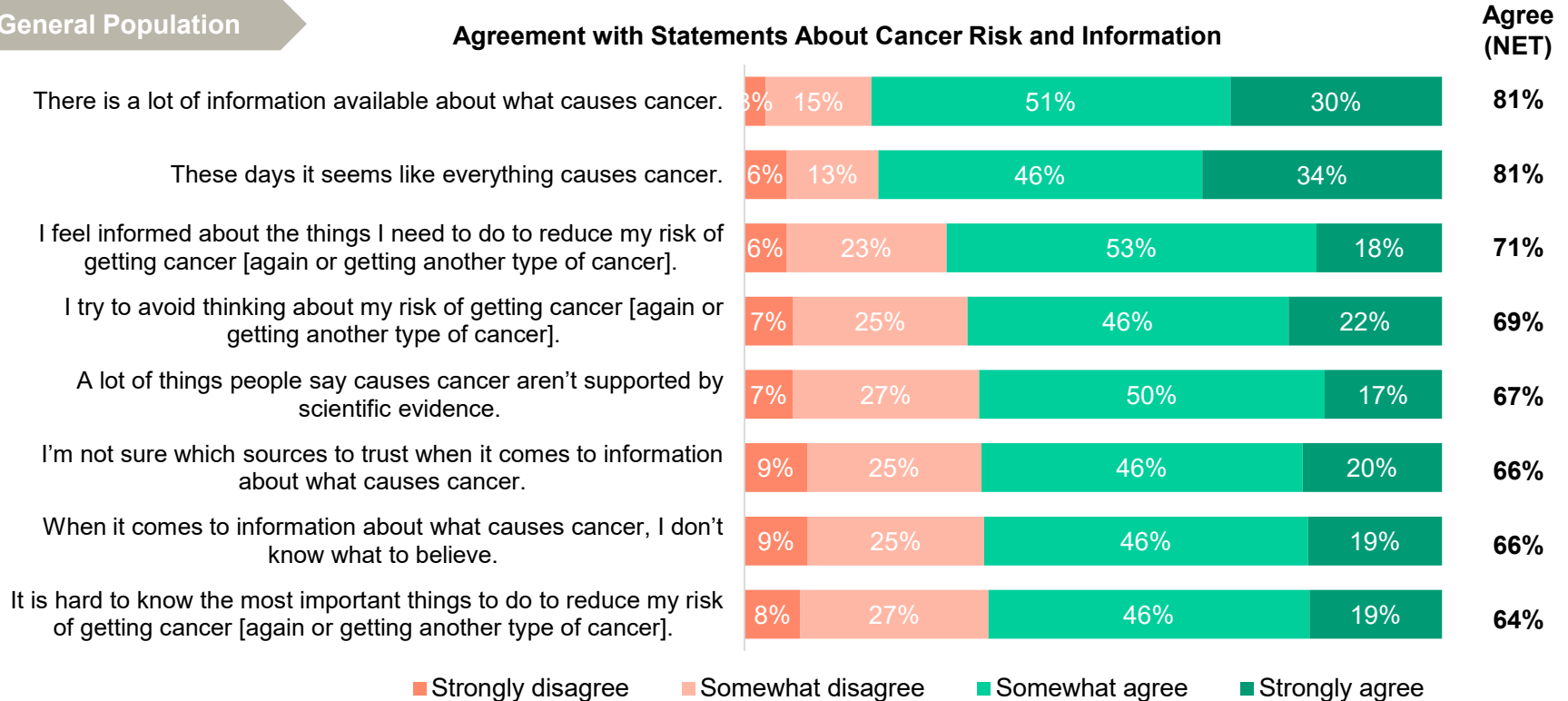


2 in 3 Don't Know What Sources to Trust or What to Believe About Cancer Causes

Despite agreement that there is a lot of information available, many feel the information may not be based in scientific evidence

General Population

Agreement with Statements About Cancer Risk and Information



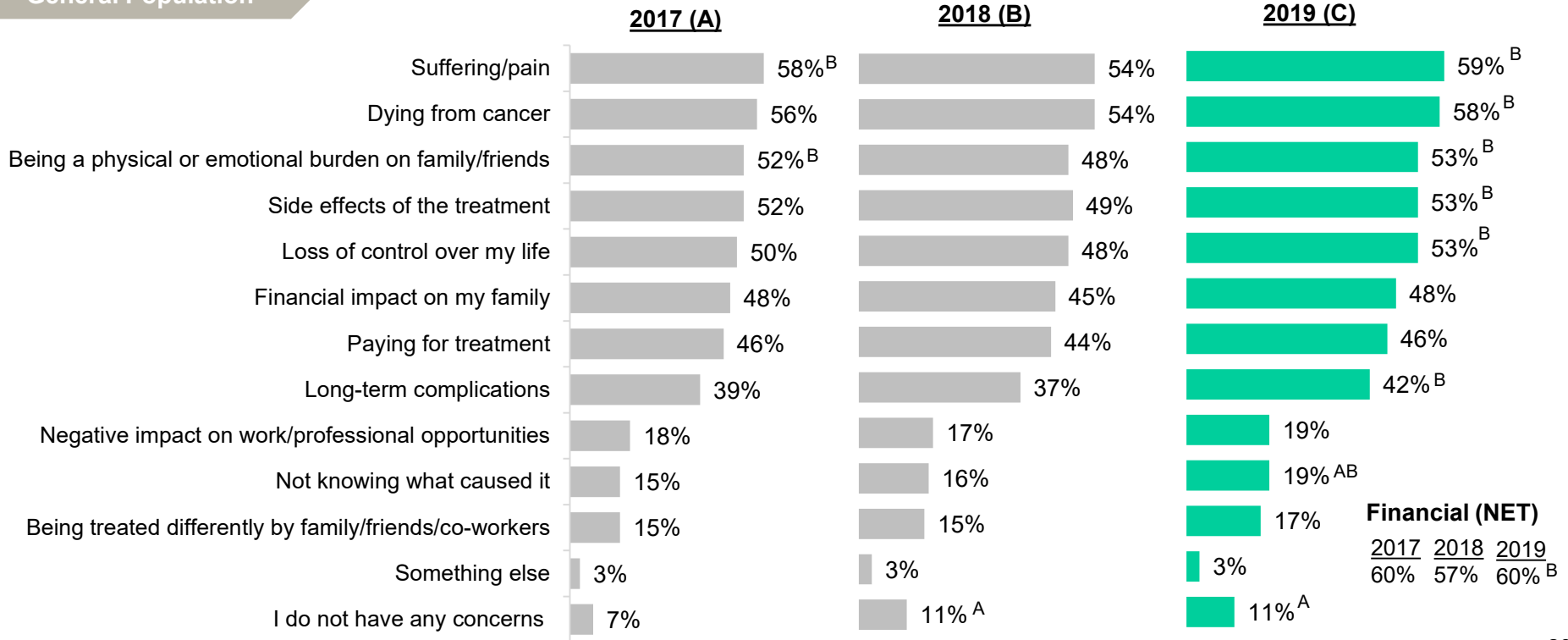


Suffering and Death Still Top Cancer Diagnosis Concerns

When financial concerns are combined, they only narrowly top these two. In addition, not knowing the cause rises as a concern this year

General Population

Trended Greatest Concerns About Being Diagnosed with Cancer



Financial (NET)
 2017 2018 2019
 60% 57% 60%^B

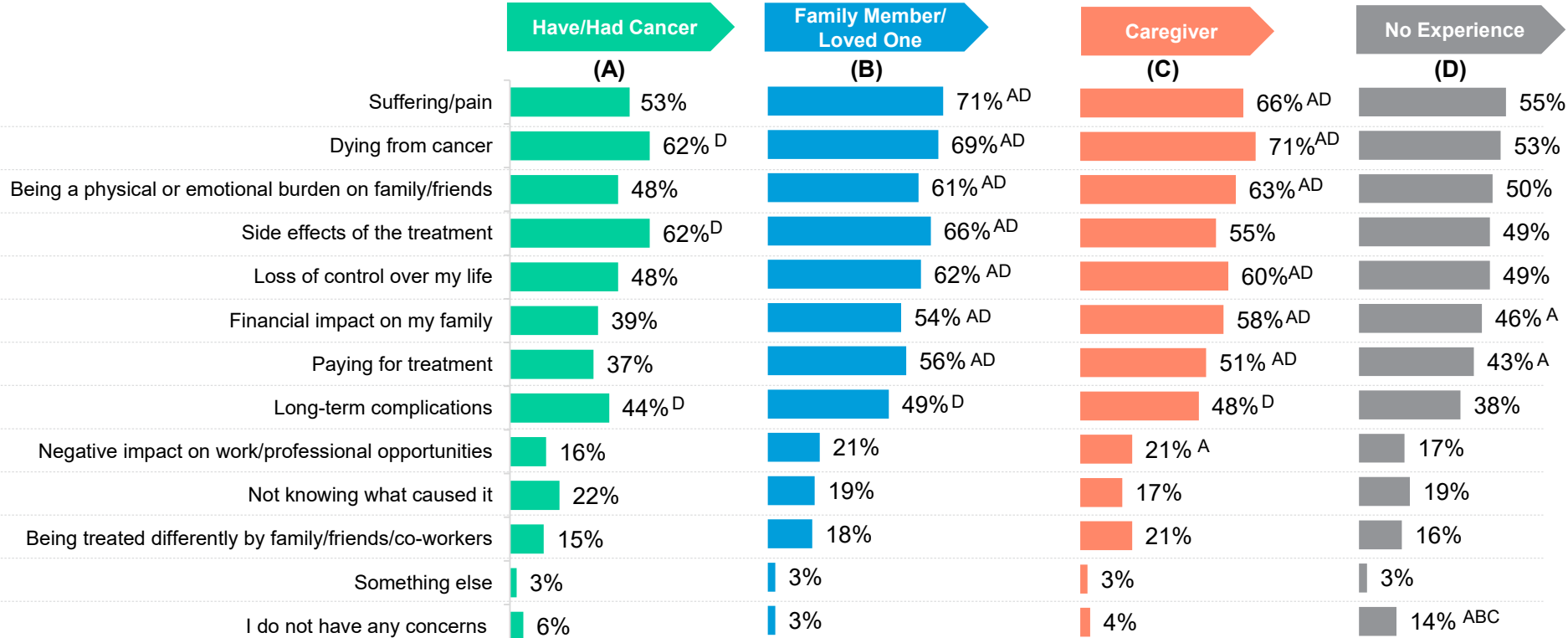
BASE: QUALIFIED RESPONDENTS (2017: n=4016, 2018: n=4038, 2019: n=4001)
 Q770 What are/were your greatest concerns about being diagnosed with cancer? Please select all that apply.



2 in 5 with No Experience with Cancer Have Cost Concerns

Family members and caregivers express more concern than patients for several items, including being a burden and cost

Greatest Concerns About Being Diagnosed with Cancer



BASE: QUALIFIED RESPONDENTS (n=4001; HAVE/HAD CANCER (n=1009), FAMILY MEMBER/LOVED ONE (n=668), CAREGIVER (n=496), NO EXPERIENCE (n=2642))
 Q770 What are/were your greatest concerns about being diagnosed with cancer? Please select all that apply.

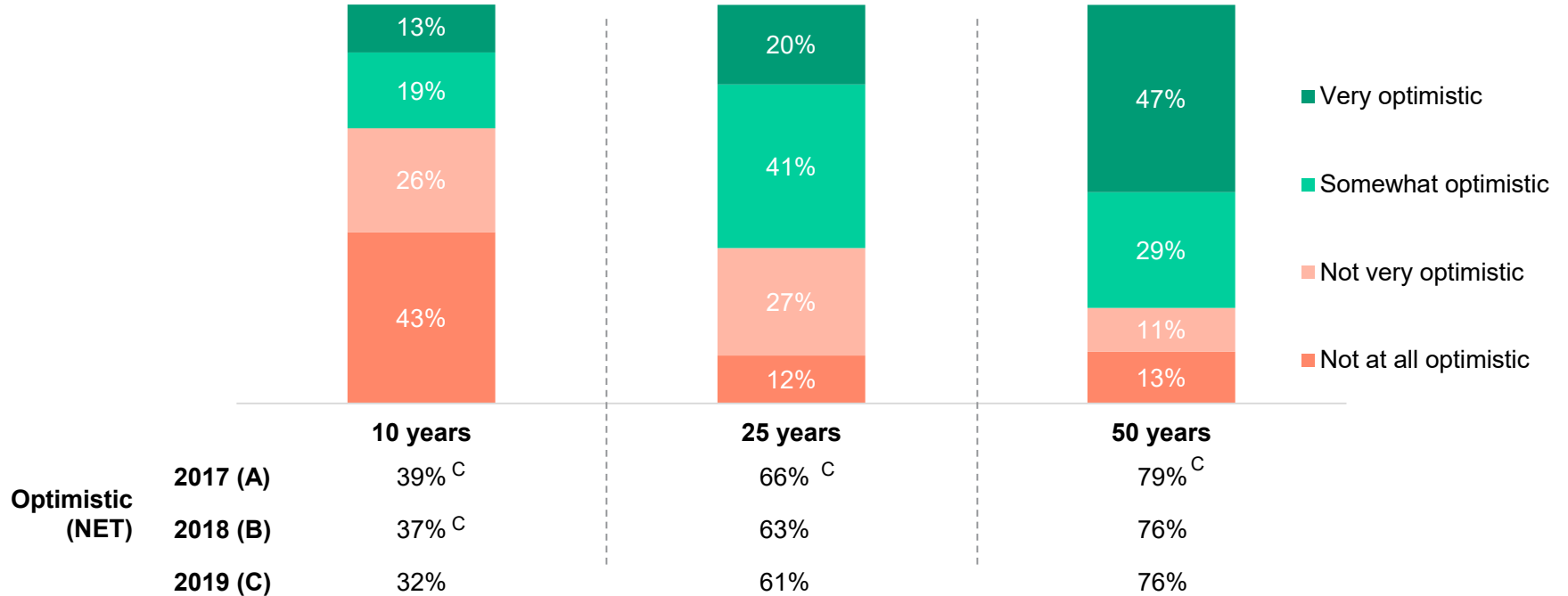


Optimism Declines About Majority of Cancers Being Cured

Sharper declines in optimism for a cure in the next 10 years

General Population

Optimism About Majority of Cancers Being Cured



BASE: QUALIFIED RESPONDENTS (2017: n=4016, 2018: n=4038, 2019: n=4001)
 Q785 How optimistic are you that the majority of cancers will be curable within the next...?



E-Cigarette Use & Perceptions




1 in 8 US Adults Report Regularly Using E-Cigarettes

Reported use is highest among Millennials, Gen Z, Gen X, who are at least 3x as likely to use as Boomers and Silent

General Population

Self-Reported E-Cigarette Use



BASE: QUALIFIED RESPONDENTS (n=4001; GEN Z (n=340), MILLENNIALS (n=964), GEN X (n=984), BOOMERS (n=1428), SILENT (n=285))
 Q1010 Which of the following best describes your use of e-cigarettes?

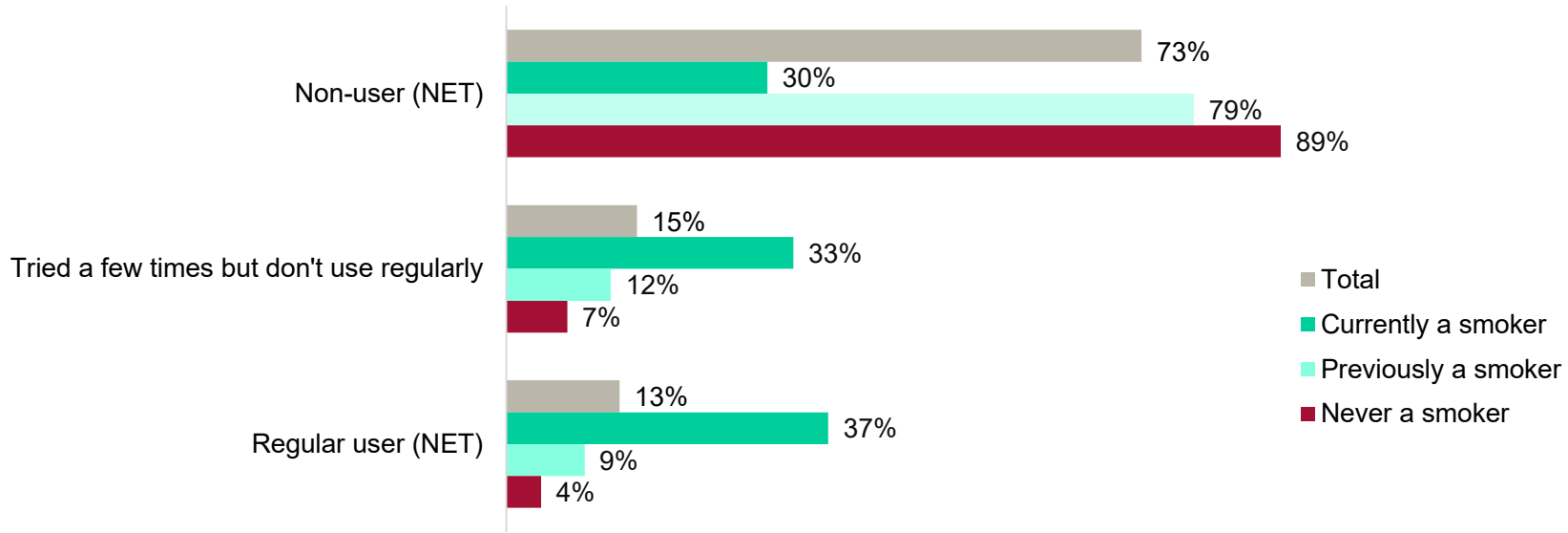


Nearly 2 in 5 Current Cigarette Smokers Also Report Being Regular E-Cigarette Users

Vast majority who say they have never smoked traditional cigarettes also have never tried e-cigarettes

General Population

Self-Reported E-Cigarette Use by Self-Reported Traditional Cigarette Smoking History



BASE: QUALIFIED RESPONDENTS (n=4001; CURRENTLY A SMOKER (n=878), PREVIOUSLY A SMOKER (n=847), NEVER A SMOKER (n=2145)

Q1010 Which of the following best describes your use of e-cigarettes?

Q620 Have you smoked cigarettes at least 100 times in your entire life?

BASE: SMOKED AT LEAST 100 CIGARETTES IN THEIR LIFE (n=1731)

Q621 Do you now smoke cigarettes every day, some days, or not at all?



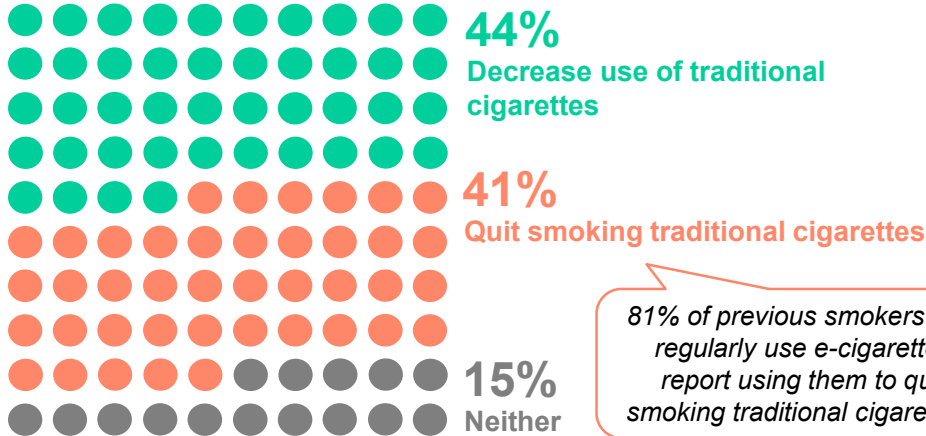
Majority Of Dual Smokers Say They Have Used E-Cigarettes to Decrease or Quit Traditional

More than 8 in 10 who say they have used e-cigarettes to reduce or quit traditional cigarettes found it helpful in doing so

General Population

Use of E-Cigarettes to Decrease/Quit Traditional Cigarettes

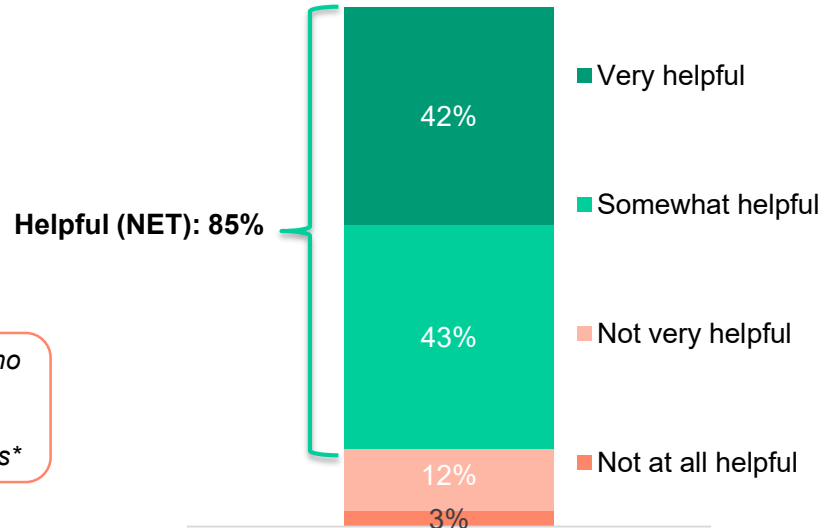
Among those who regularly use e-cigarettes and ever a traditional cigarette smoker



81% of previous smokers who regularly use e-cigarettes report using them to quit smoking traditional cigarettes*

How Helpful E-Cigarettes Are in Decreasing/Quitting Traditional Cigarettes

Among those who have used e-cigarettes to try and decrease/quit smoking traditional cigarettes



* Caution, small base size (n <100). Results should be interpreted as directional (n=77)

BASE: REGULARLY USES E-CIGARETTES AND EVER A SMOKER (n=352)

Q1015 Have you ever used e-cigarettes to try to...?

BASE: USED E-CIGARETTES TO TRY AND DECREASE OR QUIT TRADITIONAL CIGARETTES (n=305)

Q1020 Which of the following best describes how helpful you feel e-cigarettes are/were when trying to decrease your use of/quit traditional cigarettes?

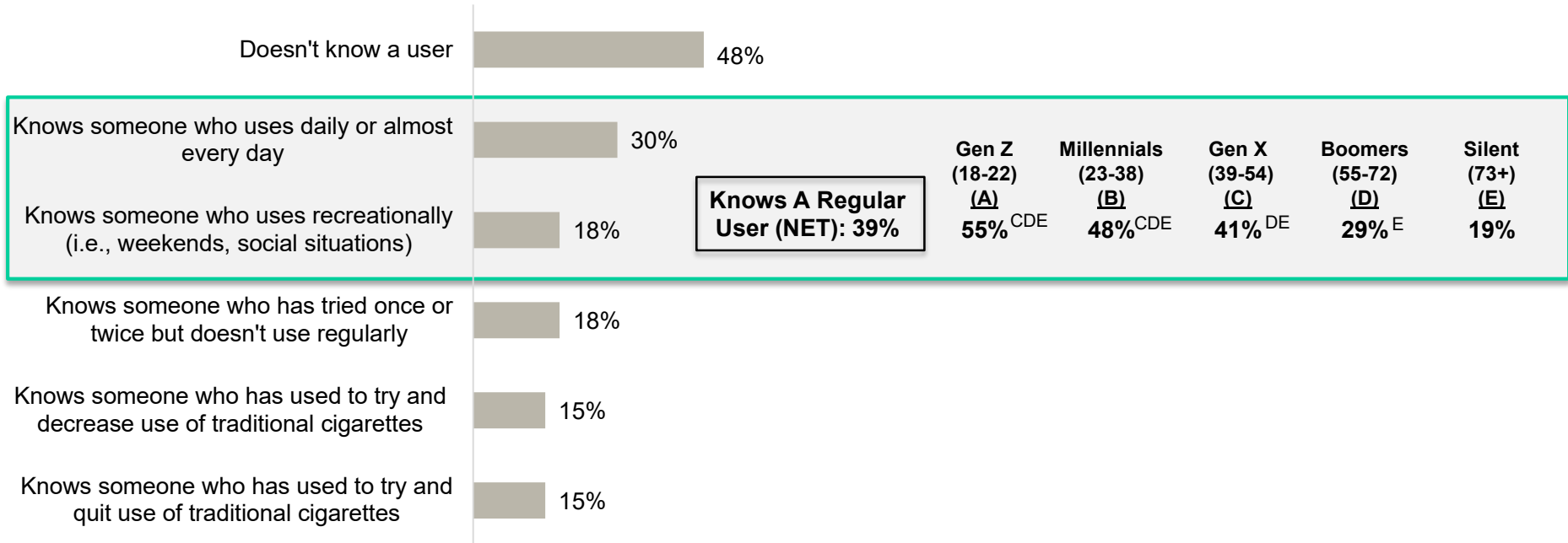


4 in 10 Know Someone Who Is a Regular E-Cigarette User

More than half of Gen Z and nearly half of Millennials say they know someone who regularly uses E-cigarettes

General Population

Reported E-Cigarette Use Among Peers



BASE: QUALIFIED RESPONDENTS (n=4001; GEN Z (n=340), MILLENNIALS (n=964), GEN X (n=984), BOOMERS (n=1428), SILENT (n=285))

Q1025 Besides yourself, do you know anyone who...? Please select all that apply.

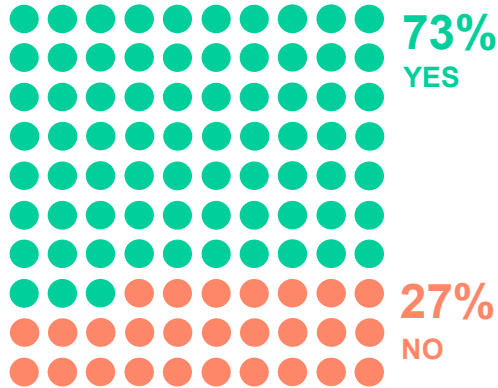


7 in 10 Parents of 9-17 Year Olds Say They Have Talked to Them About E-Cigarettes

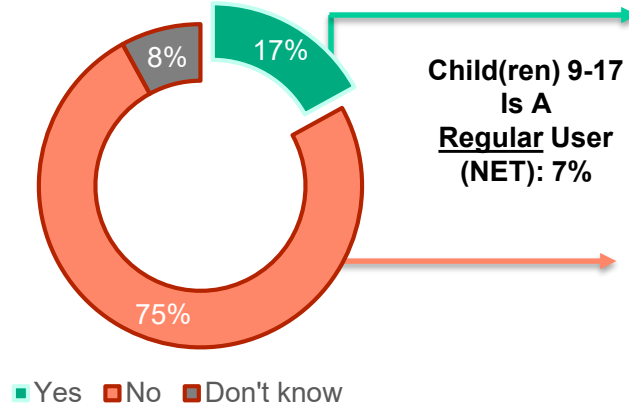
However, less than 1 in 5 report their pre-teen/teen uses, with only 7% reporting their child 9-17 is a regular user

General Population

Ever Talked to Child(ren) 9-17 About E-Cigarettes
Among parents of pre-teen/teens

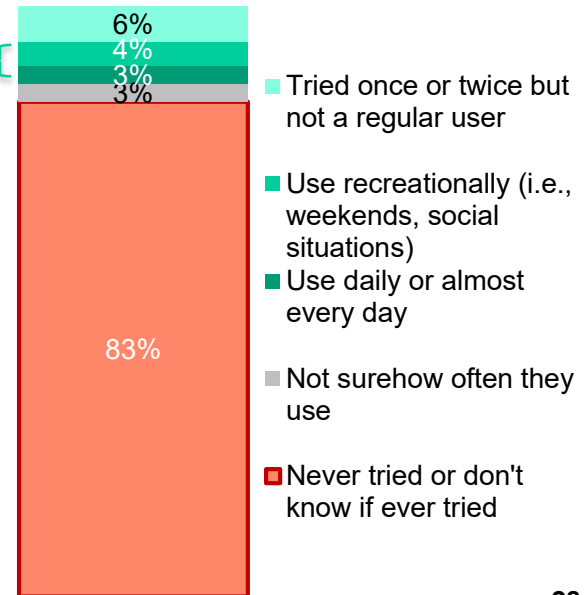


Child(ren) 9-17 Ever Tried E-Cigarettes
Among parents of pre-teen/teens



Child(ren) 9-17 Is A **Regular User (NET): 7%**

Child(ren) 9-17 Use of E-Cigarettes
Among parents of pre-teen/teens



BASE: PARENT OF PRE-TEEN/TEEN (n=694)

Q1026 Have you ever talked to your child(ren) between the ages of 9 and 17 about the dangers of using e-cigarettes?

Q1030 To the best of your knowledge, have any of your children between the ages of 9 and 17 ever tried e-cigarettes?

Q1035 Which of the following best describes their use of e-cigarettes?



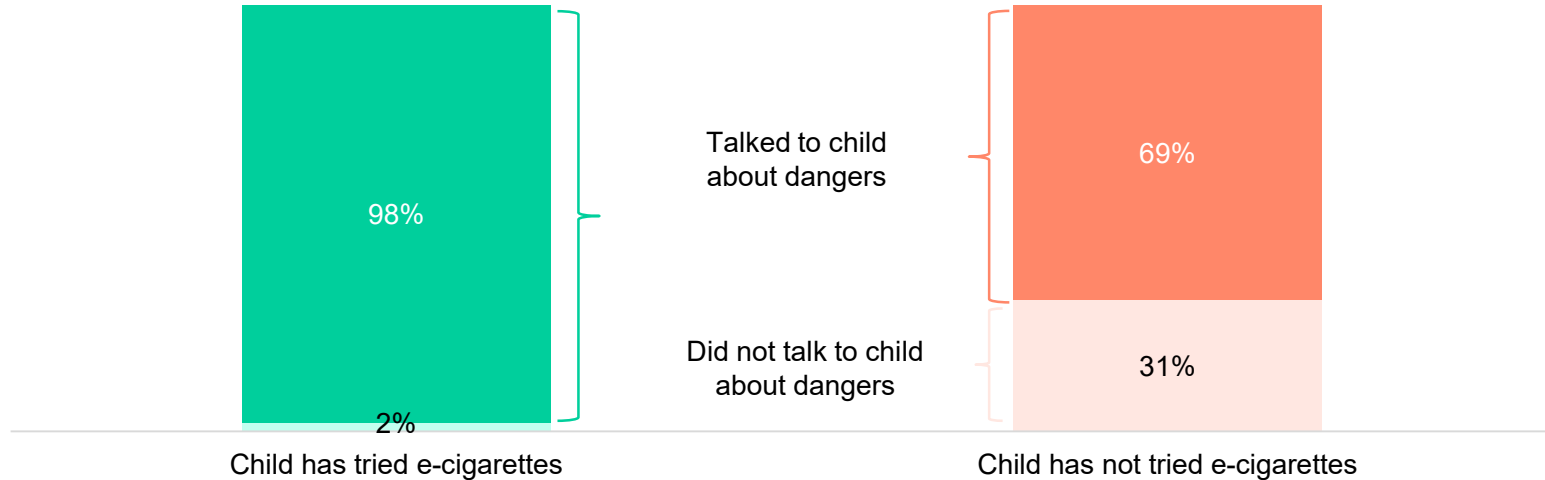
Nearly All Parents Whose Child 9-17 Tried E-Cigarettes Have Discussed Dangers

A majority who say their child has not tried have also say they have talked to their child about the dangers of using e-cigarettes

General Population

Child(ren) 9-17 Trial of E-Cigarettes by Parents Ever Talked About the Dangers of Using

Among parents of pre-teen/teens



BASE: PARENT OF PRE-TEEN/TEEN (n=694; CHILD HAS TRIED E-CIGARETTES (n=116), CHILD HAS NOT TRIED E-CIGARETTES (n=522))

Q1026 Have you ever talked to your child(ren) between the ages of 9 and 17 about the dangers of using e-cigarettes?

Q1030 To the best of your knowledge, have any of your children between the ages of 9 and 17 ever tried e-cigarettes?



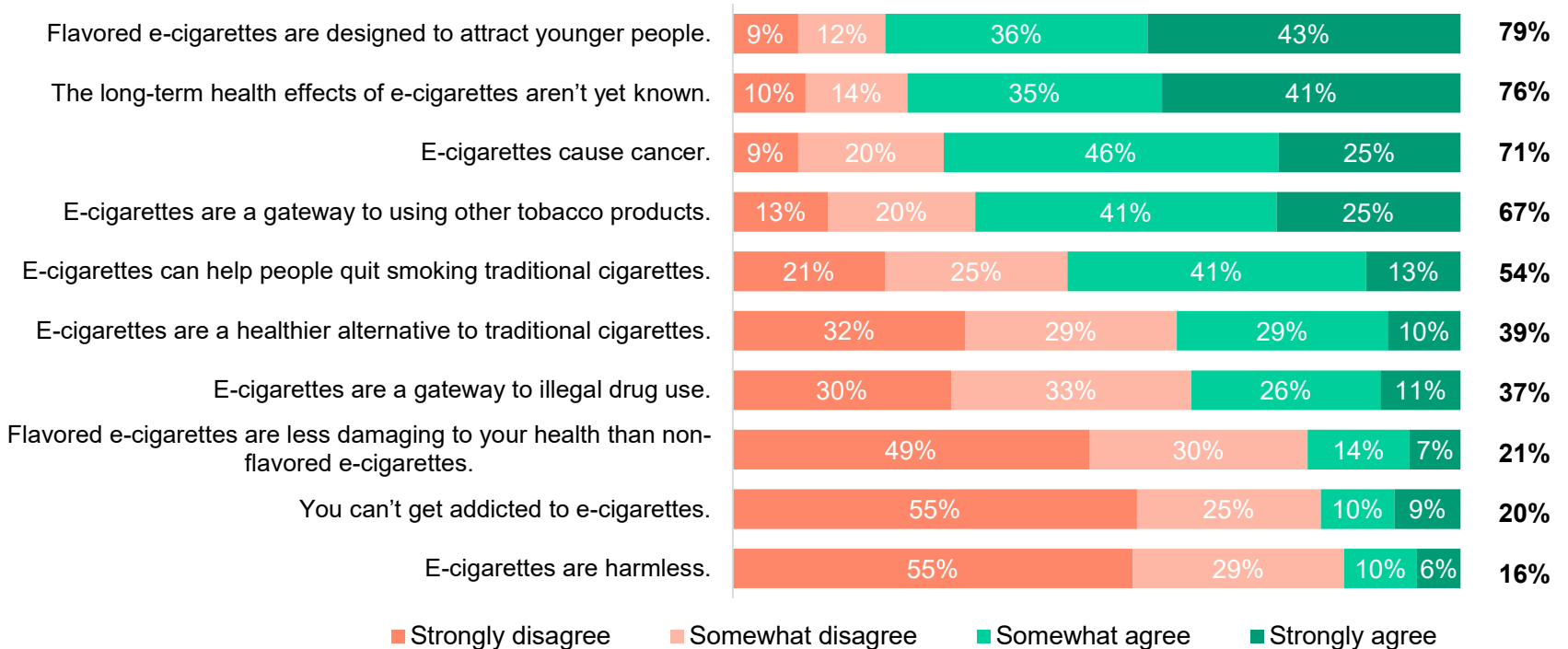
7 in 10 US Adults Agree that E-Cigarettes Cause Cancer

However nearly 1 in 5 believe you can't get addicted to e-cigarettes and that they're harmless

General Population

Agreement with Statements About E-Cigarettes

Agree (NET)



BASE: QUALIFIED RESPONDENTS (n=4001)

Q1005 To what extent do you agree or disagree with the following statements about e-cigarettes?

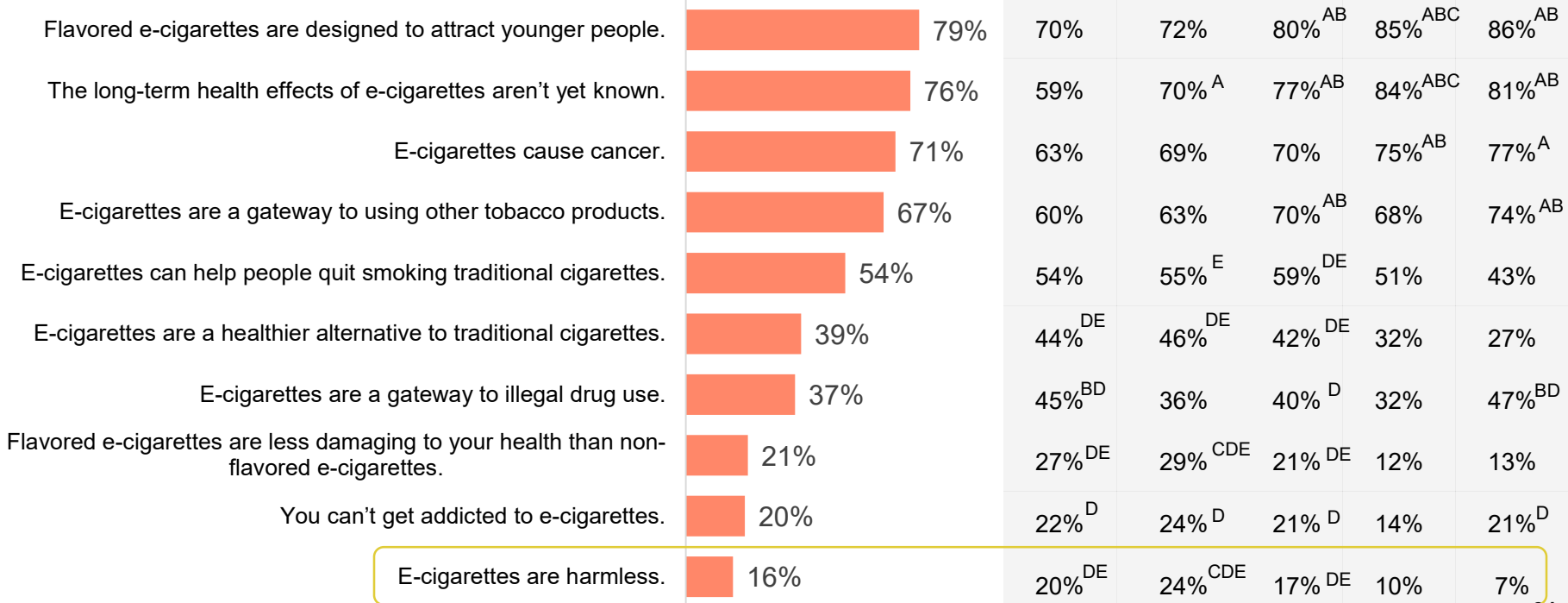


Younger Adults More Likely To Believe E-Cigarettes Are Harmless

Older adults more apt to believe flavored e-cigarettes are designed to attract younger people and that long-term health effects aren't yet known

General Population

Agreement with Statements About E-Cigarettes (% Strongly/Somewhat agree)



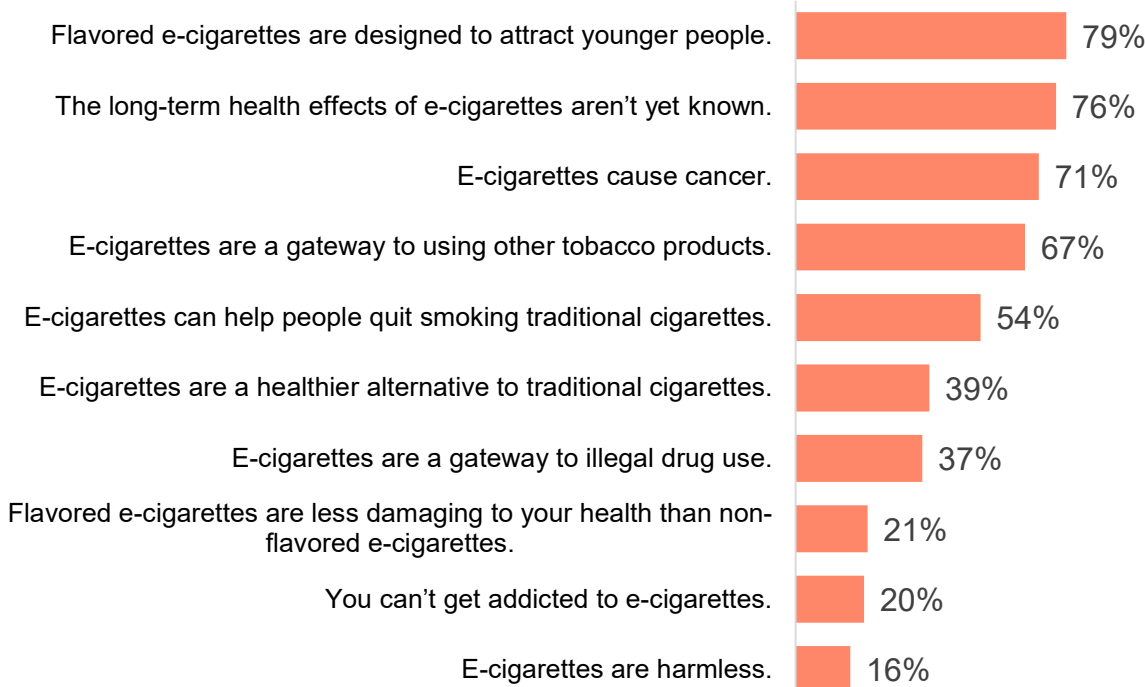


Regular E-Cigarette Users Less Likely to Believe They Cause Cancer

Users are also more likely than non-users to believe e-cigarettes are a healthier alternative to traditional cigarettes, with 2 in 5 agreeing they are harmless

General Population

Agreement with Statements About E-Cigarettes (% Strongly/Somewhat agree)



Statement	Regular E-Cigarette User (A)	Non-User (B)
Flavored e-cigarettes are designed to attract younger people.	66%	83% ^A
The long-term health effects of e-cigarettes aren't yet known.	75%	75%
E-cigarettes cause cancer.	58%	75% ^A
E-cigarettes are a gateway to using other tobacco products.	58%	71% ^A
E-cigarettes can help people quit smoking traditional cigarettes.	80% ^B	48%
E-cigarettes are a healthier alternative to traditional cigarettes.	72% ^B	32%
E-cigarettes are a gateway to illegal drug use.	42%	39%
Flavored e-cigarettes are less damaging to your health than non-flavored e-cigarettes.	47% ^B	15%
You can't get addicted to e-cigarettes.	40% ^B	16%
E-cigarettes are harmless.	43% ^B	10%

BASE: QUALIFIED RESPONDENTS (n=4001: User (n=440), Non-user (n=2950))
Q1005 To what extent do you agree or disagree with the following statements about e-cigarettes?



Majority Support FDA Regulating E-Cigarettes and Raising Legal Purchase Age

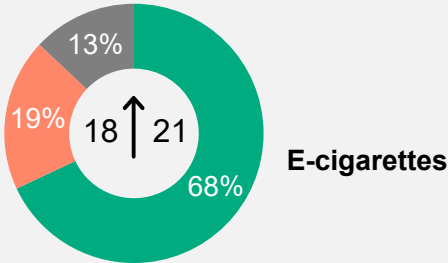
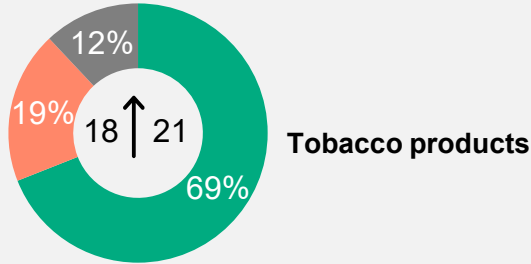
However, outright bans have less support

General Population

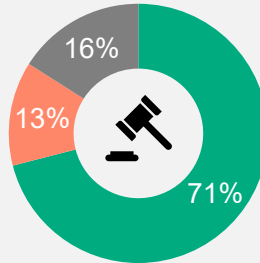
Support/Opposition for Potential Legislation

Regulation

Raising the legal age for purchasing these items from 18 to 21 years of age:

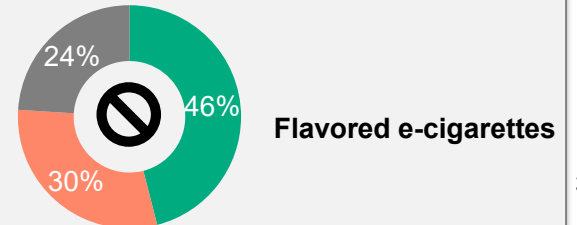
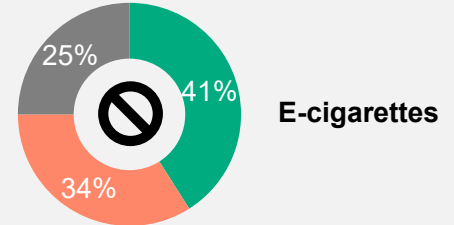
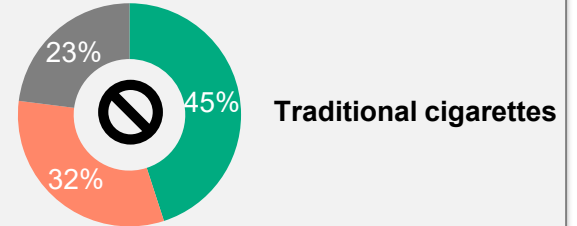


The FDA regulating e-cigarettes
(i.e., evaluating the products' health and safety, enforcing standards, etc.)



Banning

Banning the sale of:



BASE: QUALIFIED RESPONDENTS (n=4001)
Q1040 Do you support or oppose each of the following?



Support



Oppose



Undecided

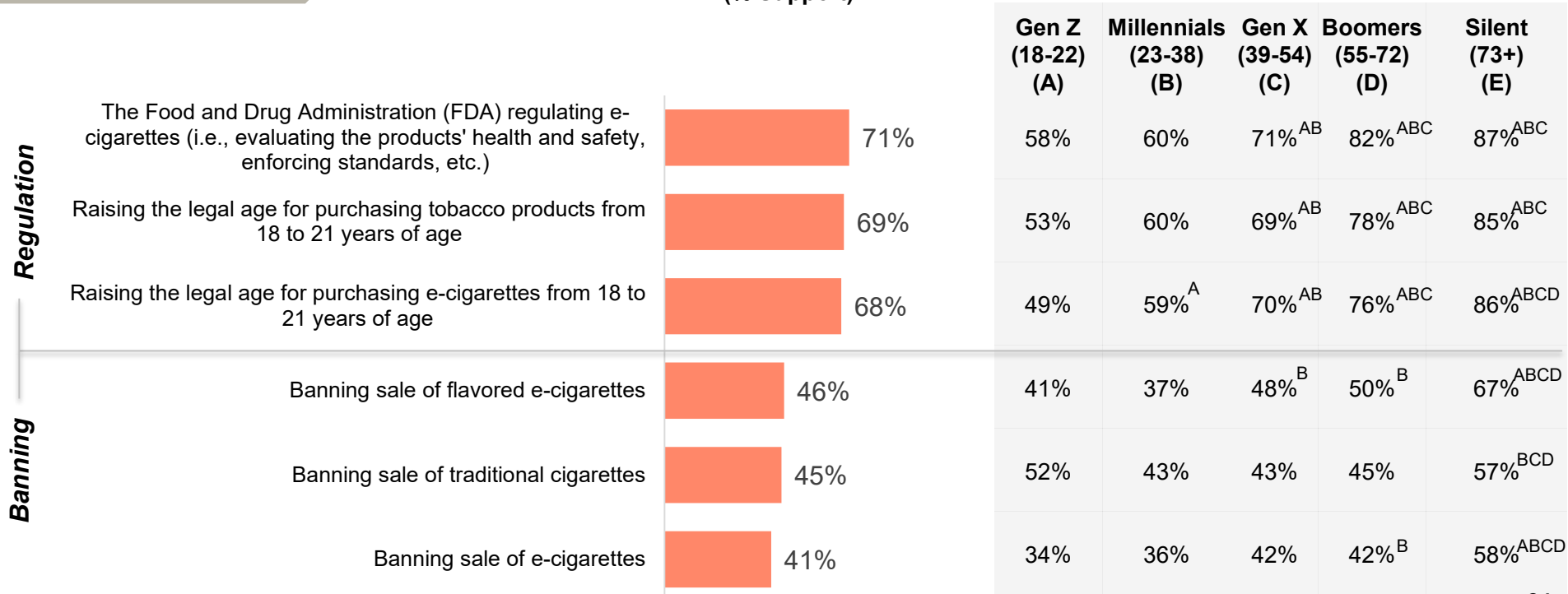


Support of E-Cigarette Regulation Increases with Age

In general, banning is not supported by majorities with the exception of the Silent generation

General Population

Support/Opposition for Potential Legislation
(% Support)



BASE: QUALIFIED RESPONDENTS (n=4001; GEN Z (n=340), MILLENNIALS (n=964), GEN X (n=984), BOOMERS (n=1428), SILENT (n=285))
Q1040 Do you support or oppose each of the following?

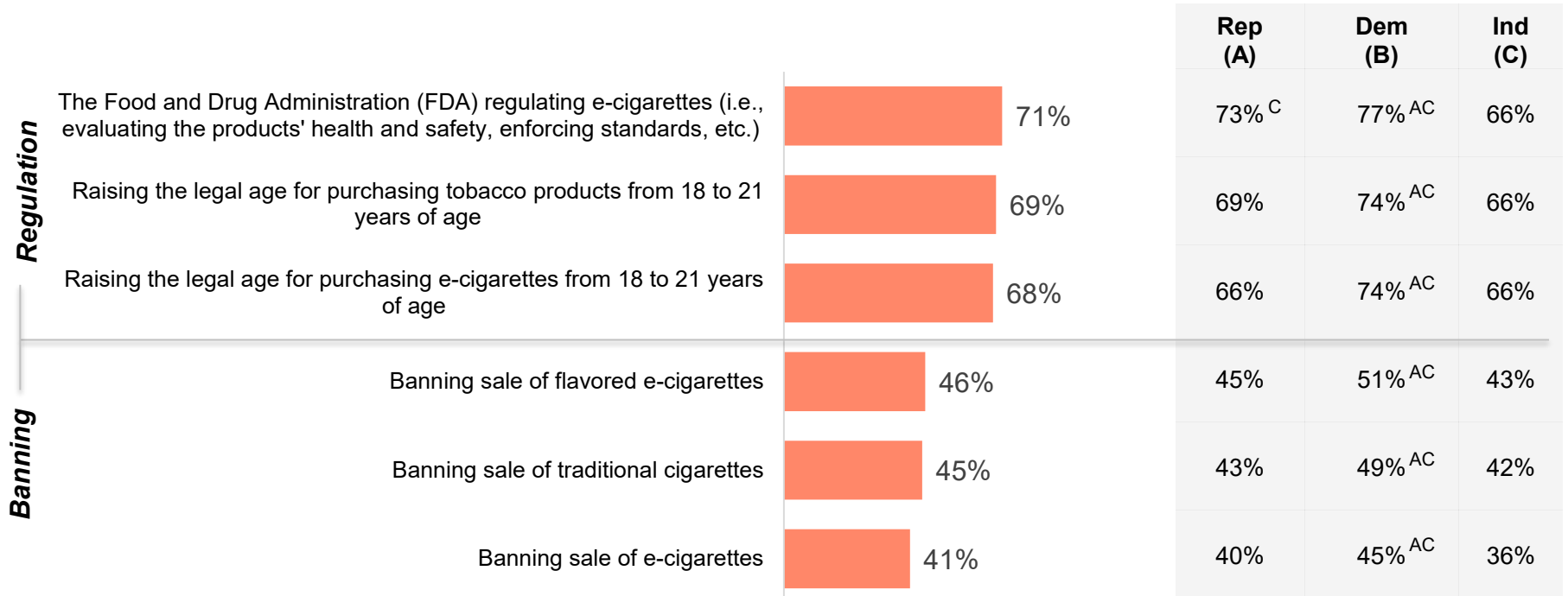


Democrats More Likely to Support Potential Legislation

However, majorities of Republicans also support regulation

General Population

Support/Opposition for Potential Legislation
(% Support)



BASE: QUALIFIED RESPONDENTS (n=4001; REPUBLICAN (n=1176), DEMOCRAT (n=1517), INDEPENDENT (n=1004))
Q1040 Do you support or oppose each of the following?



End of Life (EOL) Care

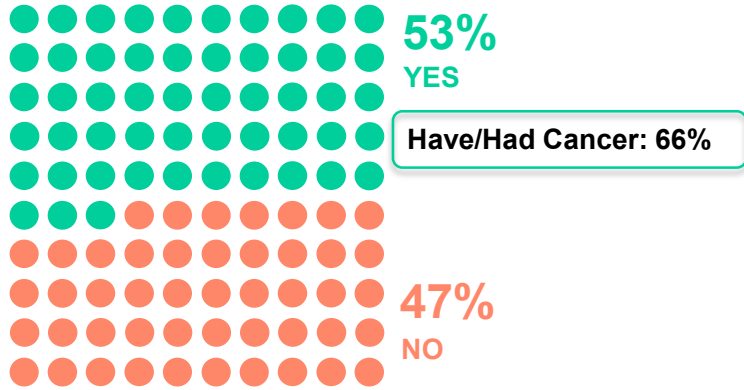


Half of Adults Have Thought About End of Life Care

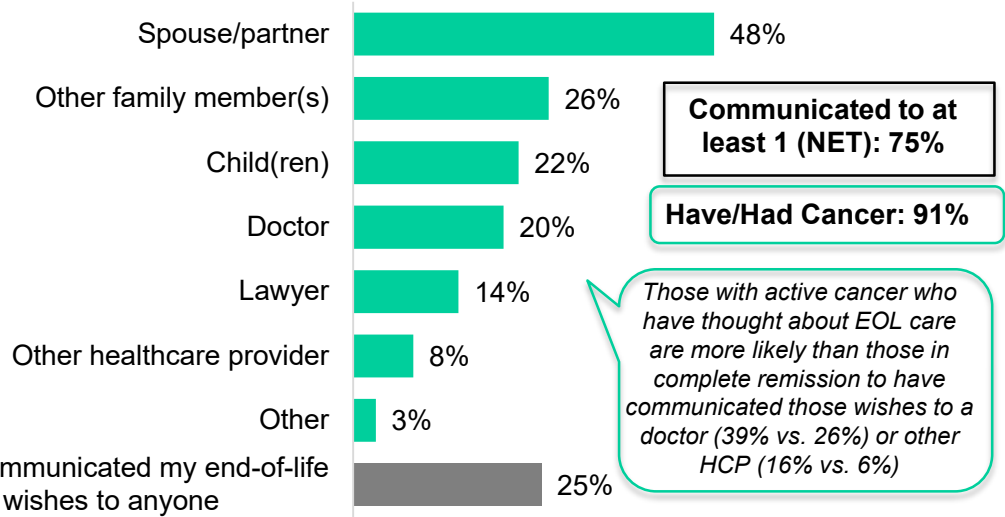
But a quarter have not communicated their wishes to anyone, particularly those with a family member/loved one with cancer

General Population

Ever Thought About End-of-Life Care



Ever Communicated End-of-Life Care Wishes Among those who have thought about EOL care



BASE: QUALIFIED RESPONDENTS (n=4001; HAVE/HAD CANCER (n=1009))

Q1100 Have you ever thought about what type of health care you would want in the final days or weeks at the end of your life? This is commonly referred to as 'end-of-life care.'

BASE: HAVE THOUGHT ABOUT EOL CARE (n=2177; HAVE/HAD CANCER (n=682); ACTIVE CANCER (n=138); COMPLETE REMISSION (n=391))

Q1105 Have you ever communicated (either verbally or in writing via a living will, healthcare proxy, etc.) your end-of-life care wishes to any of the following? Please select all that apply.

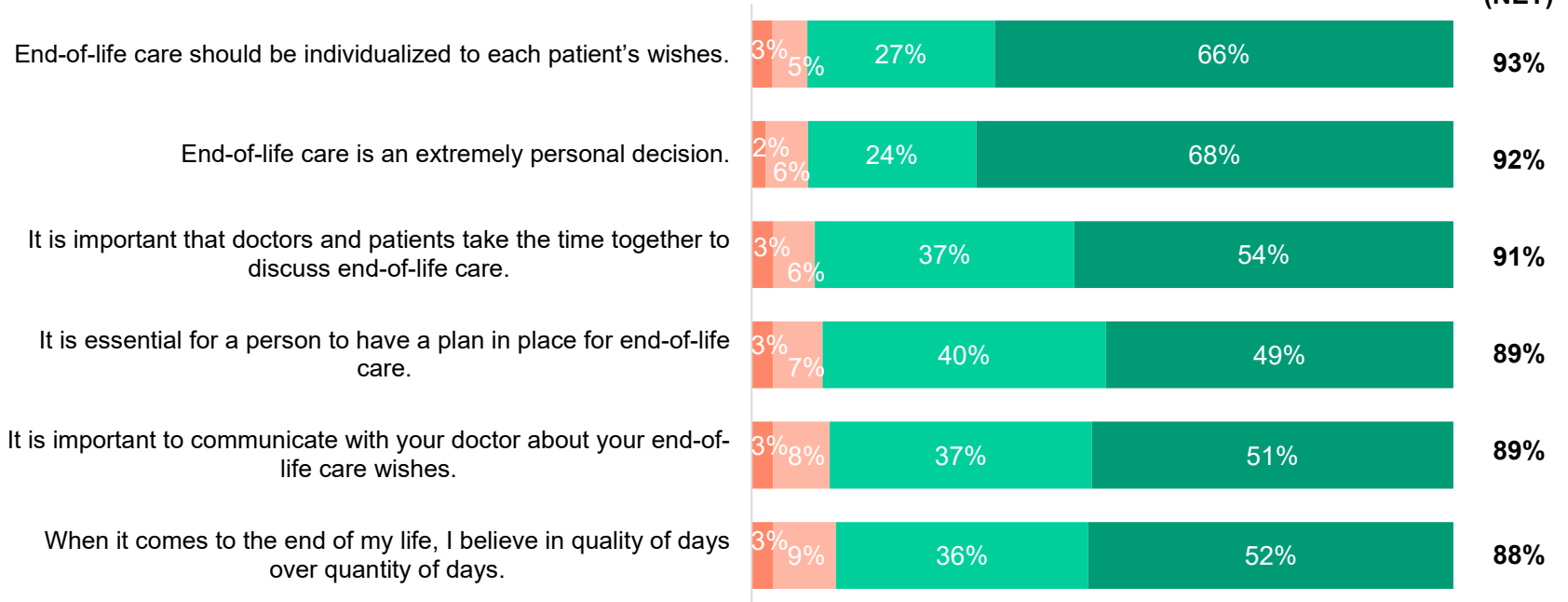


Majority Agree Communication About EOL Care with Doctor Is Important

Nearly 9 in 10 believe in the quality of days over quantity of days

General Population

Agreement with Statements About End-Of-Life Care



■ Strongly disagree
 ■ Somewhat disagree
 ■ Somewhat agree
 ■ Strongly agree

BASE: QUALIFIED RESPONDENTS (n=4001; HAVE/HAD CANCER (n=1009))

Q1110 To what extent do you agree or disagree with the following statements?



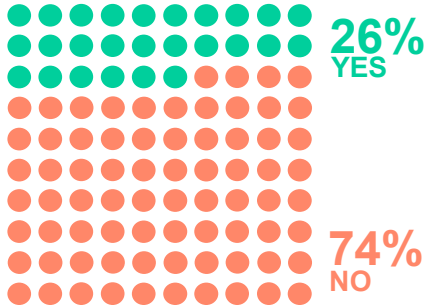
Only 1 in 4 Who Have/Had Cancer Talked to a Doctor About EOL Care

On average nearly a half an hour was spent discussing, which the vast majority deemed an appropriate amount of time

Have/Had Cancer

Ever Discussed End-Of-Life Care with Doctor

Among those who have/had cancer



Average Time Spent Talking with Doctor About End-Of-Life Care

Among those who have/had cancer and talked to their doctor about EOL care



35%
Not sure

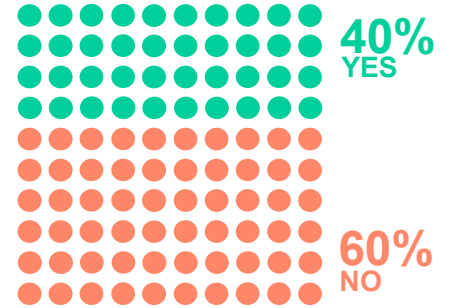
Appropriateness of Amount of Time Spent Talking About EOL Care

Among those who have/had cancer and talked to their doctor about EOL care and provided a time estimate



Discussed End-Of-Life Care with Doctor Again

Among those who have/had cancer and talked to their doctor about EOL care



BASE: HAVE/HAD CANCER (n=1009)

Q1115 Have you ever discussed end of life care with your doctor?

BASE: TALKED TO DOCTOR ABOUT EOL CARE (n=298)

Q1120 Thinking back to the first time this was ever discussed, about how much time was spent talking to your doctor about end-of-life care?

BASE: TALKED TO DOCTOR ABOUT EOL CARE AND PROVIDED TIME ESTIMATE (n=203)

Q1130 Would you say that the [x] minutes you spent talking to your doctor about end-of-life care for the first time was too little, too much, or just the right amount of time?

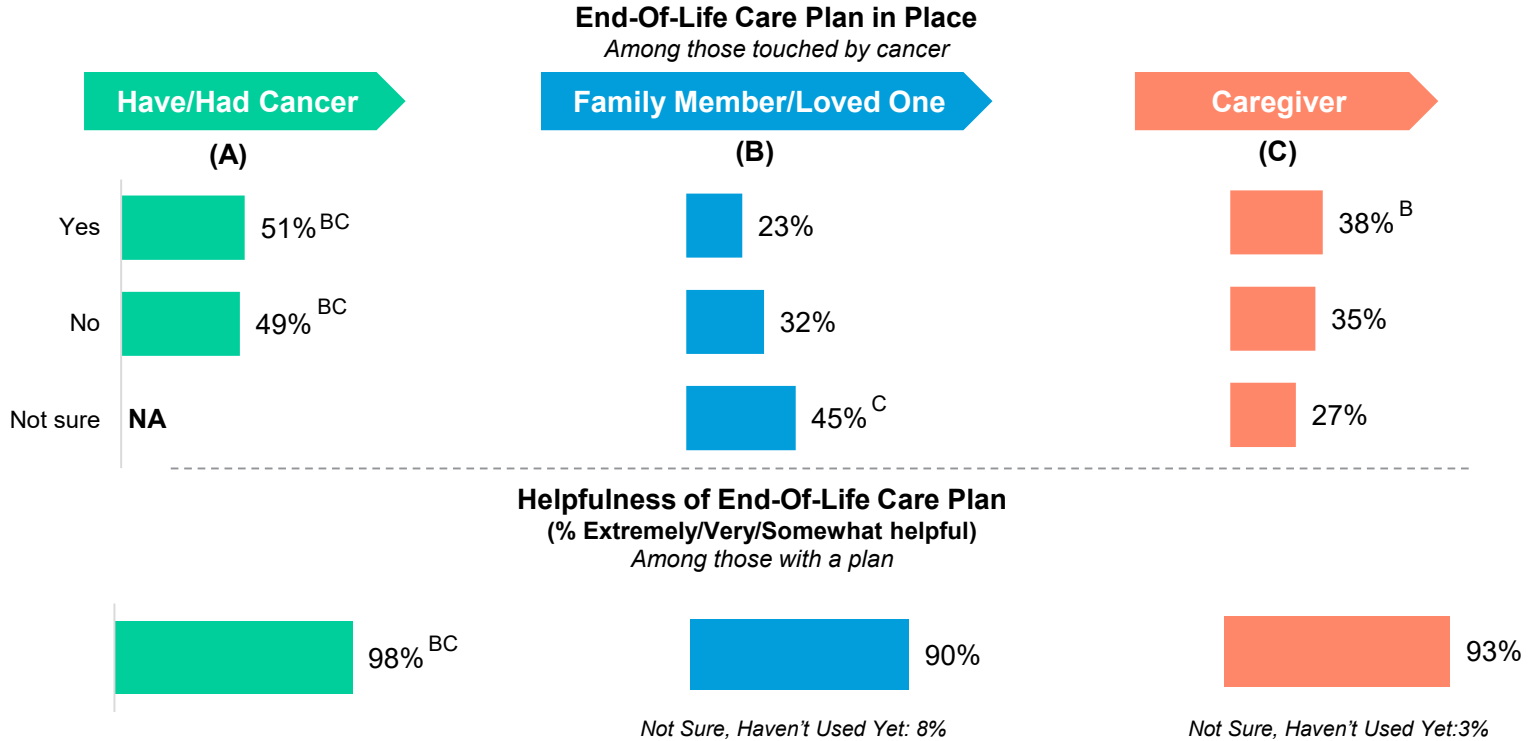
BASE: TALKED TO DOCTOR ABOUT EOL CARE (n=298)

Q1135 Have you discussed end-of-life care with your doctor again since the initial conversation?



Half of Cancer Patients Have a Plan for EOL Care

Majorities say having a plan is/was helpful



BASE: HAVE/HAD CANCER OR IMMEDIATE FAMILY MEMBER HAS/HAD CANCER (HAVE/HAD CANCER (n=1009), FAMILY MEMBER/LOVED ONE (n=668), CAREGIVER (n=496)

Q1140 Do you have a plan for end-of-life care, should the need arise?

BASE: HAS EOL CARE PLAN (HAVE/HAD CANCER (n=529), FAMILY MEMBER/LOVED ONE (n=154), CAREGIVER (n=217)

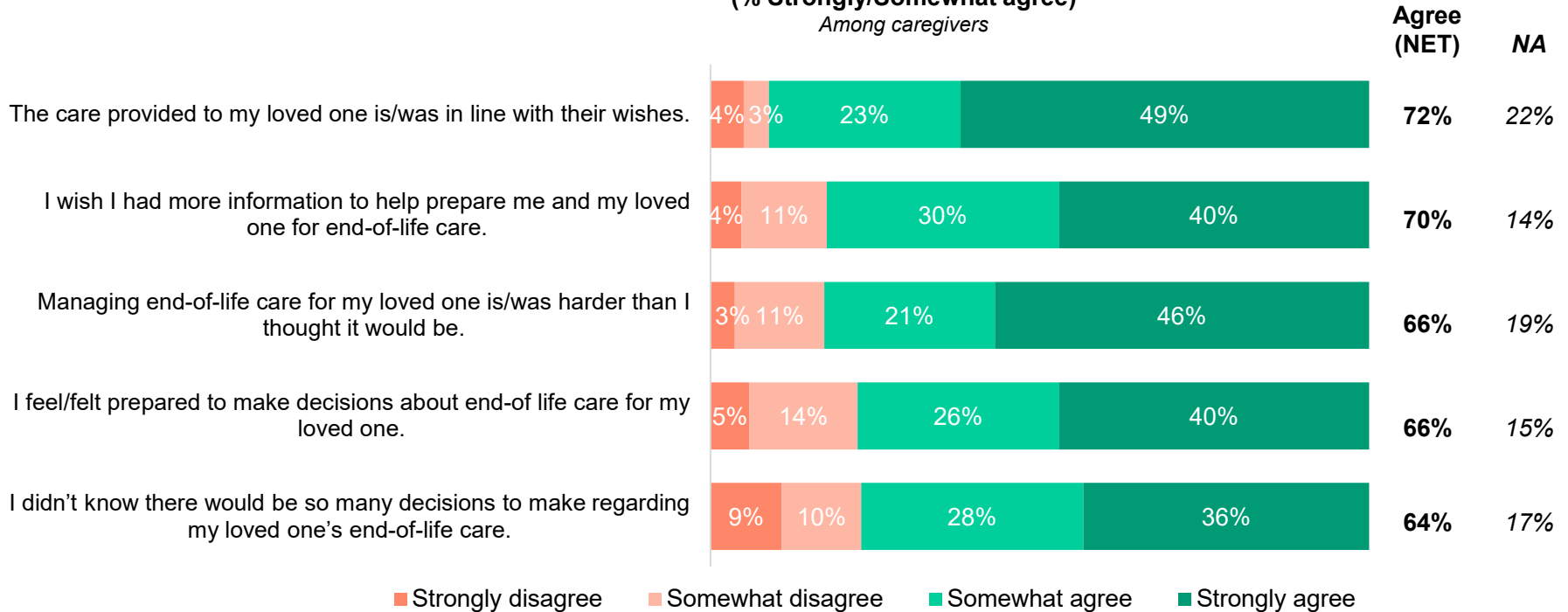
Q1145 How helpful is it to have that plan in place for your family members, loved ones, or caregiver(s), should the need arise?



Caregivers Wish They Had More Info to Prepare for EOL Care

1 in 5 do/did not feel prepared to make EOL care decisions for their loved one

Agreement with Statements About End-Of-Life Care for Loved One
 (% Strongly/Somewhat agree)
Among caregivers



BASE: CAREGIVER (n=496)

Q1150 To what extent do you agree or disagree with the following statements about end-of-life care for the person you provide care?

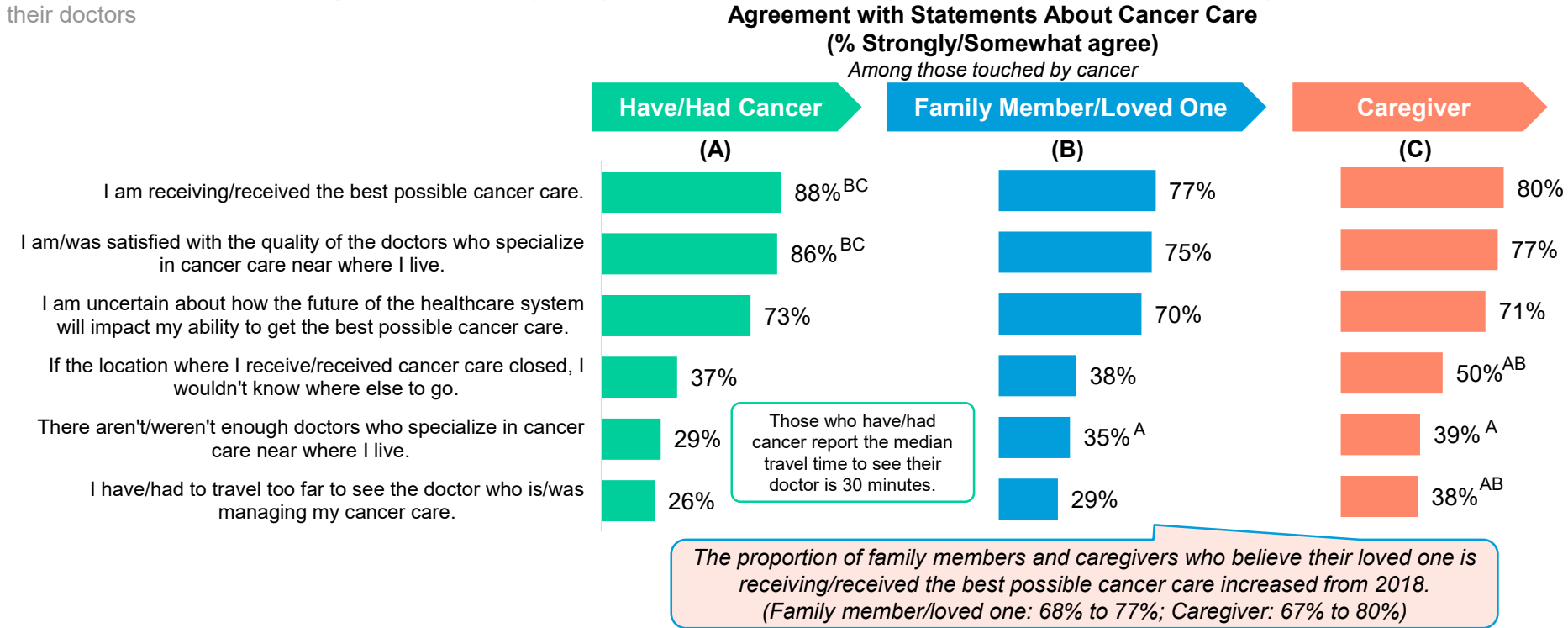


Access To High Quality Care



Those with Cancer Hold More Positive Attitude Towards Care Received

Family members and their caregivers are less likely to say their loved one is receiving the best possible care and that they are satisfied with their doctors



BASE: HAVE/HAD CANCER OR IMMEDIATE FAMILY MEMBER (HAVE/HAD CANCER (n=1009), FAMILY MEMBER/LOVED ONE (n=668), CAREGIVER (n=496))

Q920 How much do you agree or disagree with each of the following statements?

BASE: HAVE HAD CANCER (n=1009)

Q21 About how long does/did it take you to travel (one way) to see your doctor who is/was managing your cancer care?



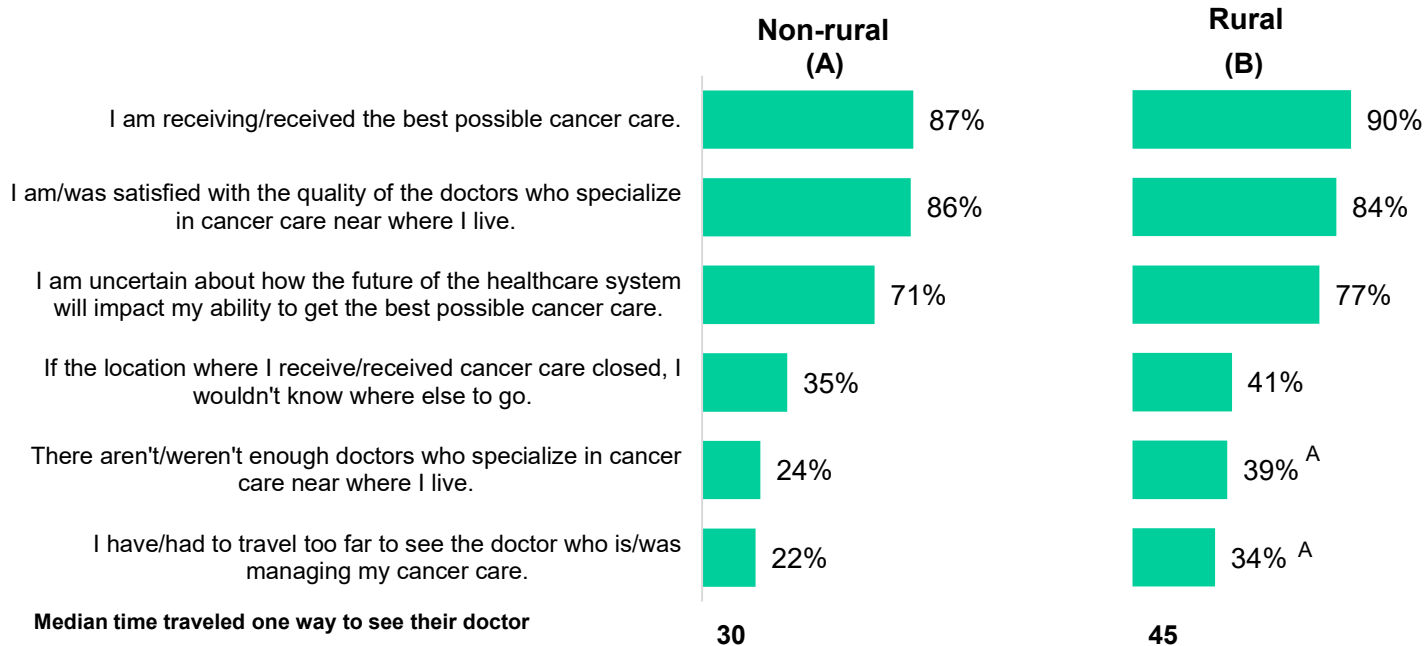
Rural Patients Have Longer Travel Time and Fewer Specialists Nearby

However, they report similar levels of satisfaction and access to the best possible care

Have/Had Cancer

Agreement with Statements About Cancer Care (% Strongly/Somewhat agree)

Among those who have/had cancer by urbanicity



BASE: HAVE/HAD CANCER OR IMMEDIATE FAMILY MEMBER HAS/HAD CANCER (HAVE/HAD CANCER (n=1009; NON-RURAL (n=733), RURAL (n=276)

Q920 How much do you agree or disagree with each of the following statements?

BASE: HAVE/HAD CANCER (n=1009; NON-RURAL (n=733), RURAL (n=276)

Q21 About how long does/did it take you to travel (one way) to see your doctor who is/was managing your cancer care?

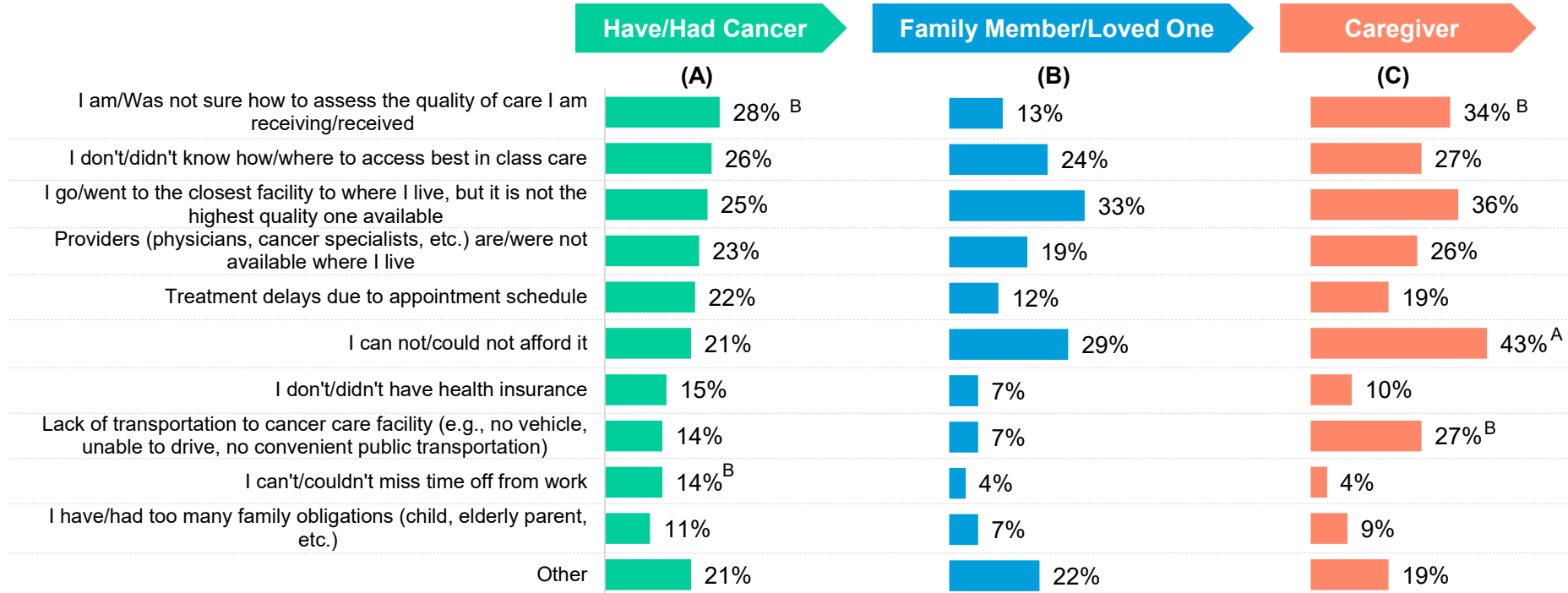


Lack of Perceived Quality Stems from Uncertainty of How to Assess or Access Care

Many also limited by distance, availability, and cost

Reasons for Lack of Confidence in Quality of Cancer Care

Among those who disagree about receiving good care





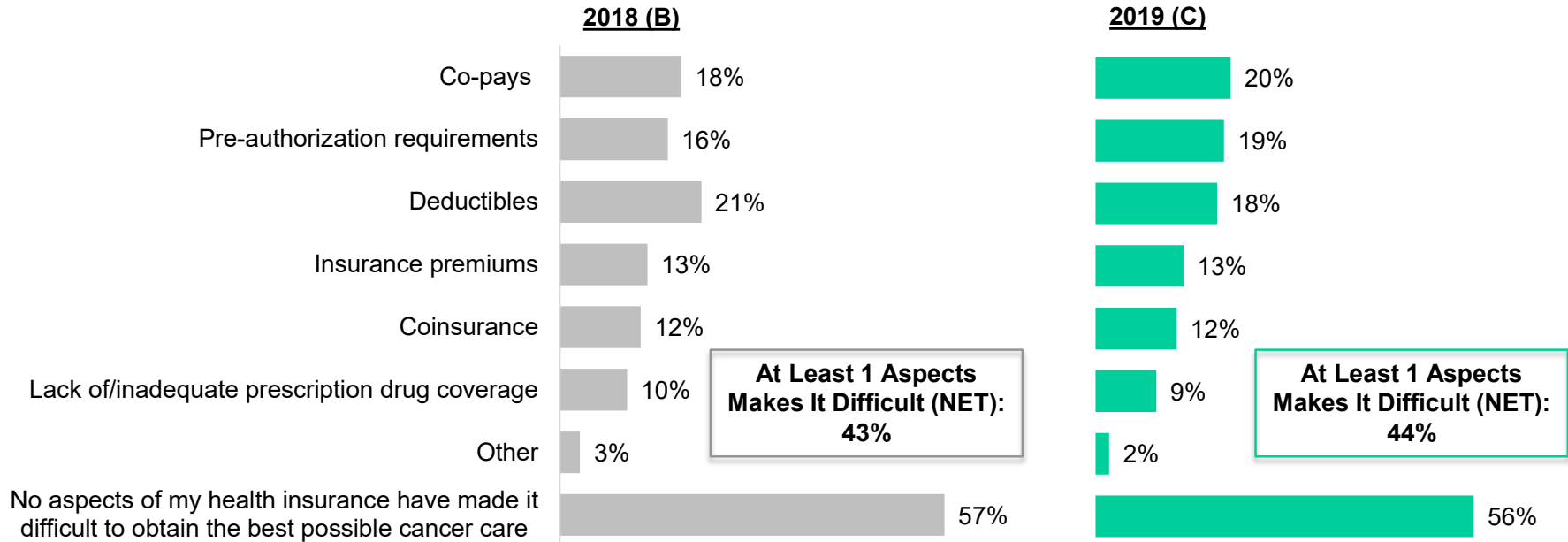
More than 2 in 5 Say Insurance Made It Hard to Obtain Best Care

Co-pays and pre-authorization requirements the most common aspect of health insurance coverage that made it difficult to obtain the best possible care, both of which increased slightly from 2018

Have/Had Cancer

Aspects of Health Insurance that Make It Difficult to Obtain Best Possible Care

Among those who have/had cancer and have health insurance



BASE: HAVE HAD CANCER AND HAVE HEALTH INSURANCE (2018, n=948; 2019, n=970)

Q40 In your opinion and experience, which of the following aspects of your health insurance coverage, if any, make/made it difficult for you to obtain the best possible cancer care? Please select all that apply.



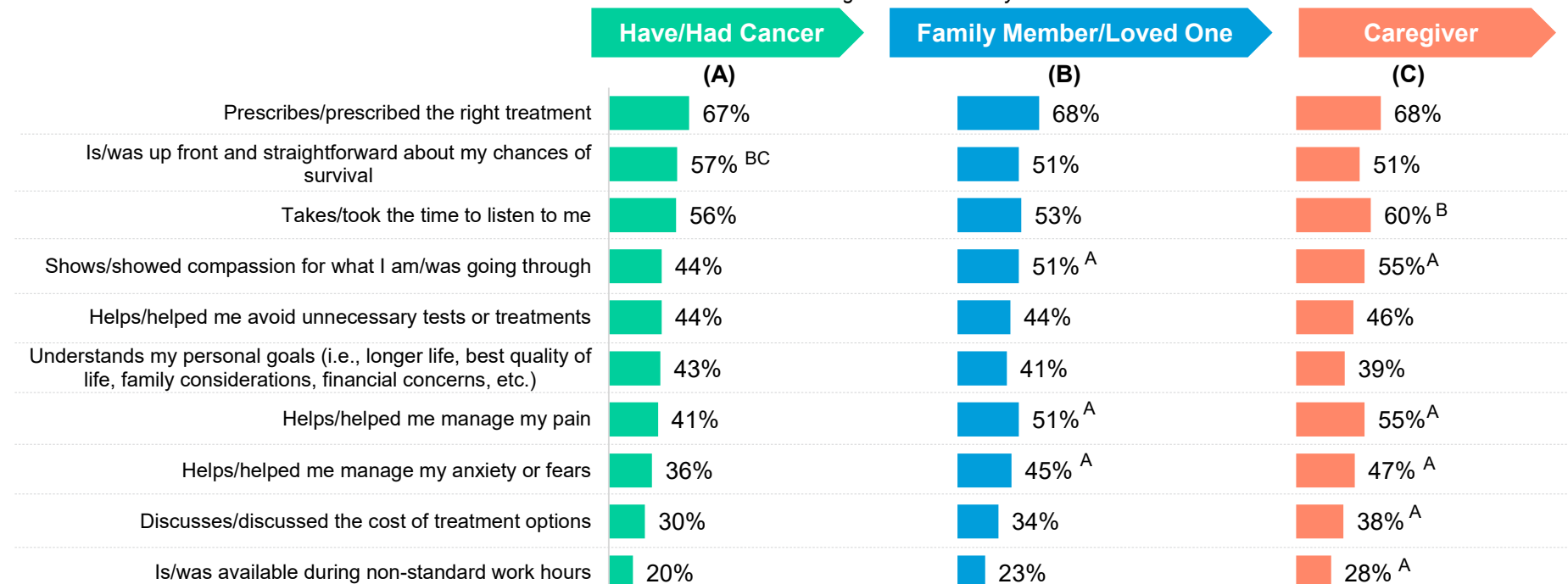
Being Up Front About Survival Chances Second Only to Prescribing Right Treatment

Patients more likely to say being up front/straightforward about survival is essential. Family members/caregivers more likely to say compassion, and managing pain and anxiety are essential

Importance that Doctor Does the Following

(% Absolutely essential)

Among those touched by cancer



BASE: HAVE HAD CANCER (n=1009)

Q20 In regard to cancer care, how important is/was it to you that your doctor...

BASE: IMMEDIATE FAMILY MEMBERS HAVE/HAD CANCER (FAMILY MEMBER/LOVED ONE (n=668), CAREGIVER (n=496)

Q20B In regard to cancer care, how important is/was it that your immediately family member or loved one's/ the person you provide care for's doctor...



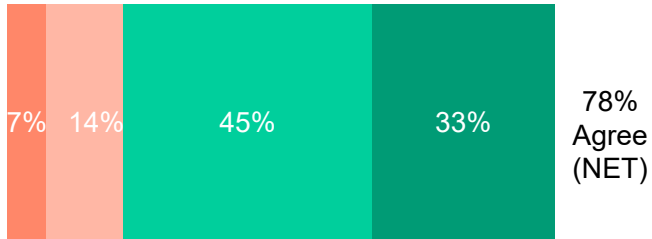
Majority of Adults Uncertain About How Future of Healthcare Will Impact Care

Those with a family member/loved diagnosed with cancer are more likely to agree than patients themselves or those with no experience

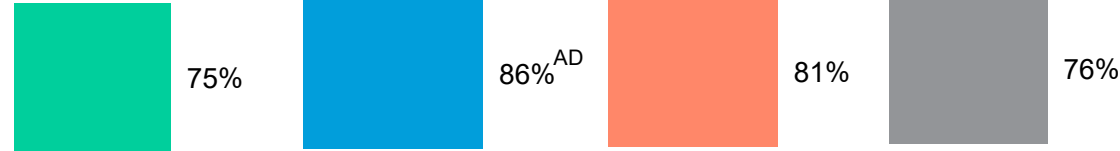
General Population

Agreement with Statement About Future of Healthcare (% Strongly/Somewhat agree)

"I am uncertain about how the future of the healthcare system will impact my ability to get the best possible care."



- Strongly disagree
- Somewhat disagree
- Somewhat agree
- Strongly agree



BASE: QUALIFIED RESPONDENTS (n=4001, HAVE/HAD CANCER(n=1009), FAMILY MEMBER/LOVED ONE (n=668), CAREGIVER (n=496), NO EXPERIENCE (2642))

Q65 How much do you agree or disagree with the following statement about the U.S. healthcare system? I am uncertain about how the future of the healthcare system will impact my ability to get the best possible care.



Affordability Of Cancer Care

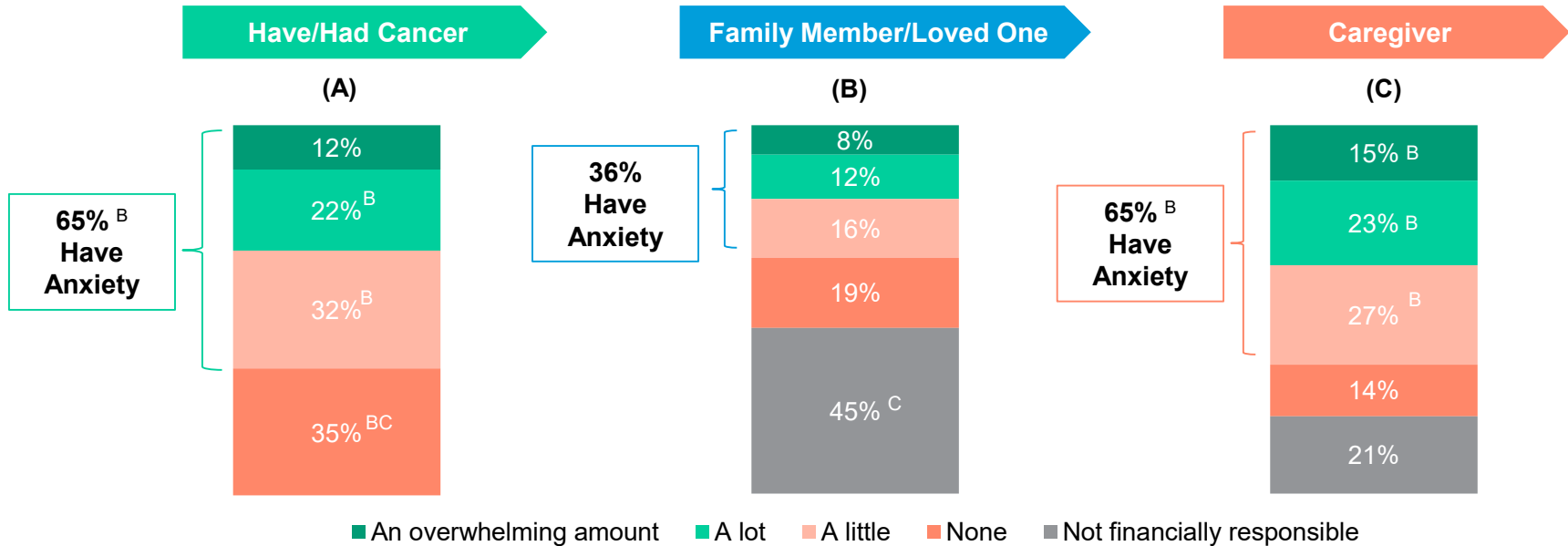


Finances Cause Anxiety in Nearly 7 in 10 Patients and Caregivers

Even nearly 4 in 10 family members of patients feel the anxiety of financial burdens from a cancer diagnosis

Amount of Anxiety Felt Regarding Financial Situation as a Result of Cancer Diagnosis

Among those touched by cancer

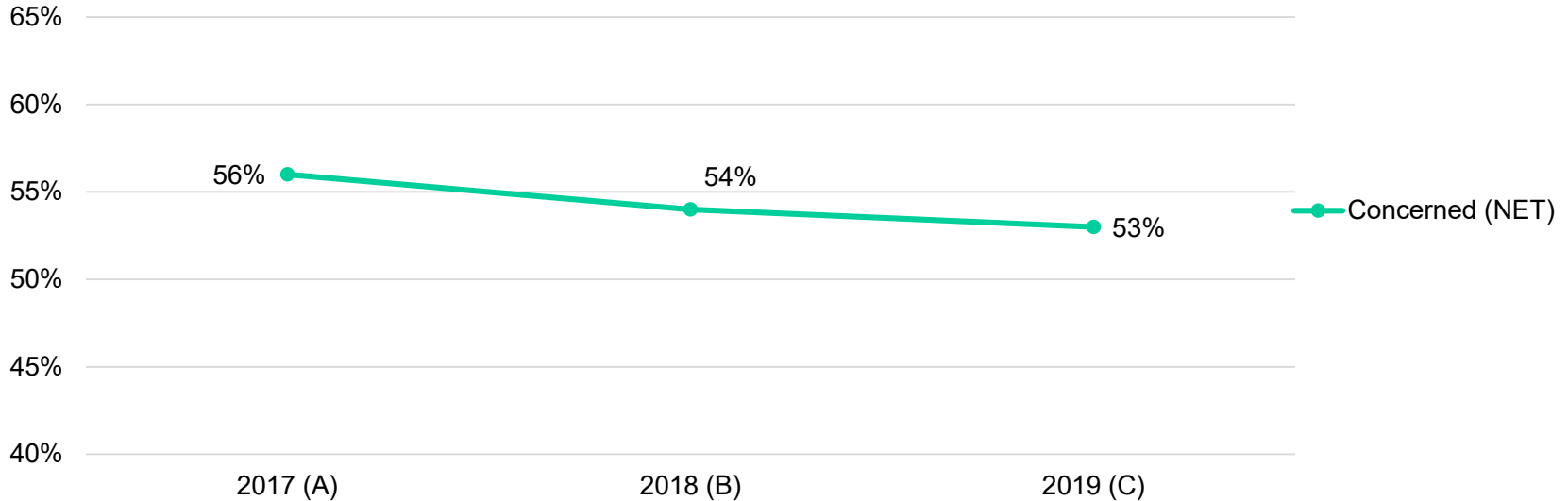




Treatment Affordability Concerns Remain Largely Stagnant from 2017

Have/Had Cancer

Trended Concern About Treatment Affordability
(% Very/Somewhat concerned)
Among those who have/had cancer

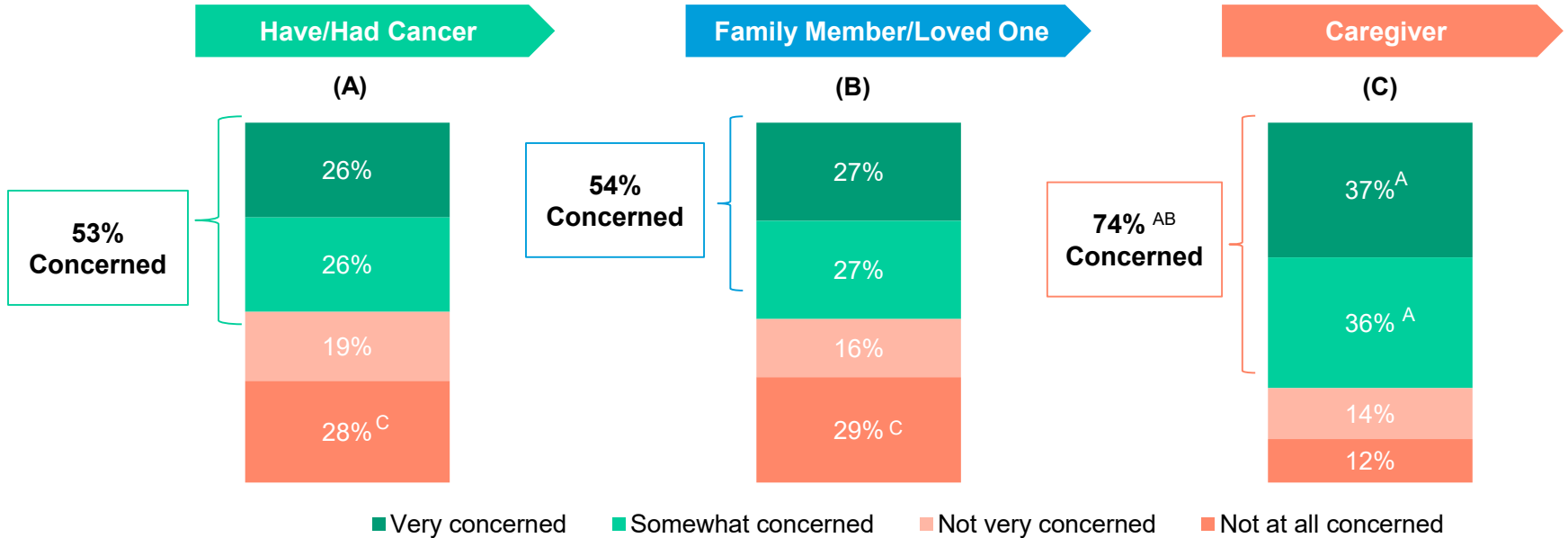




Caregivers Hold Most Concern Around Treatment Affordability

Three quarters of caregivers are concerned about treatment affordability compared to half of patients and family members/loved ones

Concern About Treatment Affordability
Among those responsible for paying for treatment



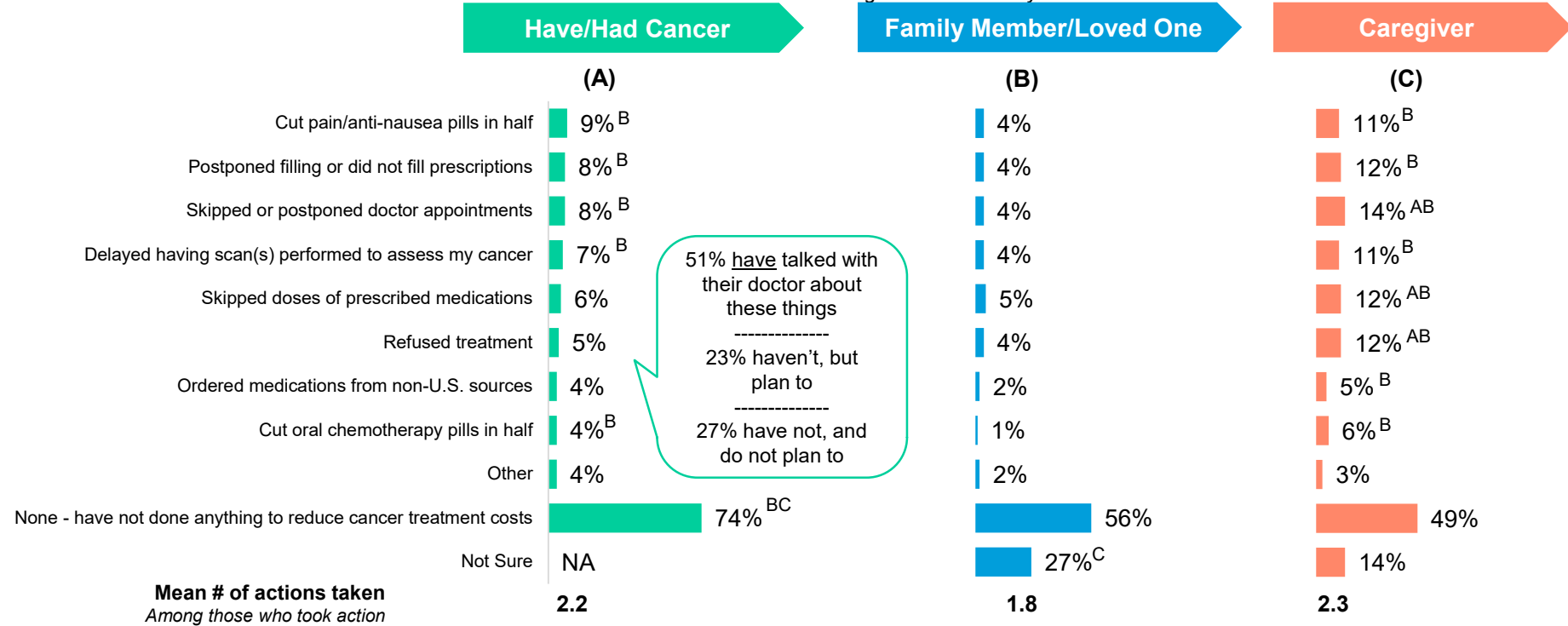


Around 2 in 5 Caregivers Report Actions to Reduce Treatment Costs

The most common action taken according to caregivers is skipping or postponing doctors appointments

Actions Taken to Reduce Treatment Costs

Among those touched by cancer



BASE: HAVE/HAD CANCER OR IMMEDIATE FAMILY MEMBERS HAVE HAD CANCER (HAVE/HAD CANCER (n=1009), FAMILY MEMBER/LOVED ONE (n=668), CAREGIVER (n=496))

Q935 Which of the following have you/they done to reduce cancer treatment costs? Please select all that apply.

BASE: HAVE/HAD CANCER AND HAVE DONE ANYTHING TO REDUCE CANCER TREATMENT COSTS (n=302)

Q45 Have you talked with your doctor about the things you have done to reduce your cancer treatment costs?



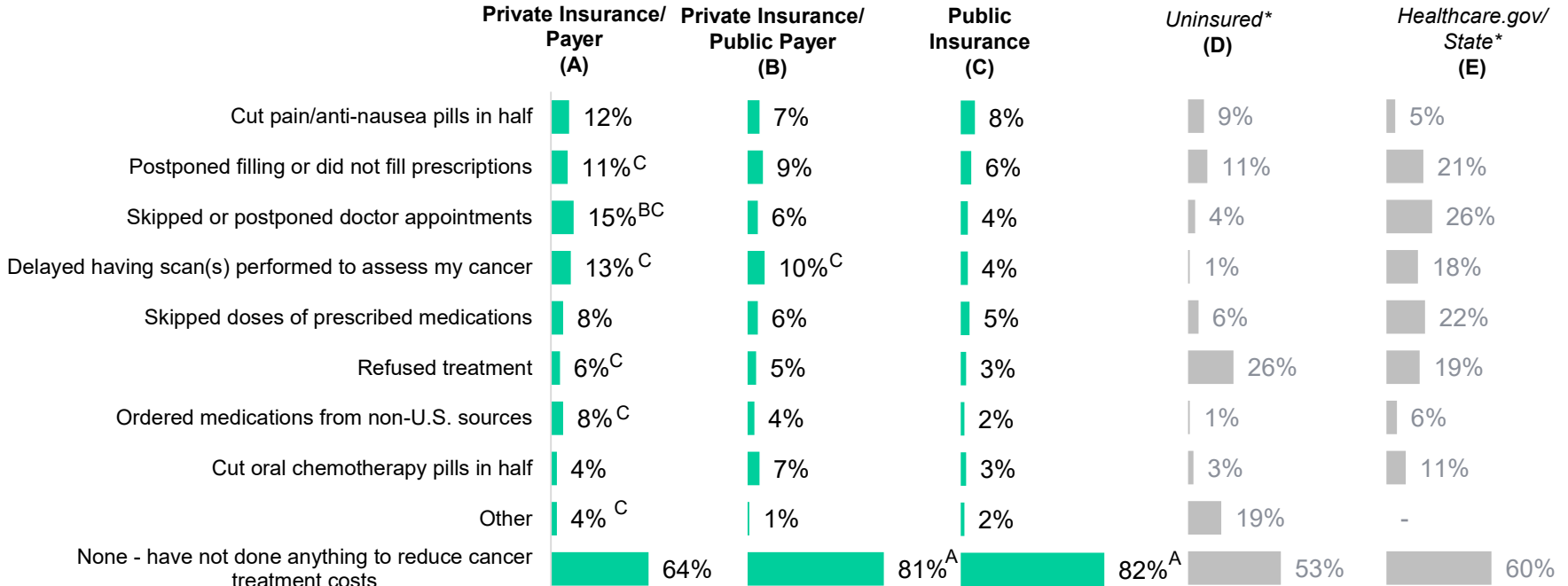
Privately Insured More Likely than Publicly Insured to Skip/Postpone Appts

Those with public payer or public insurance are more likely than the privately insured to not have done anything to reduce costs

Have/Had Cancer

Actions Taken to Reduce Treatment Costs

Among Have/Had Cancer By Insurance Type



* Caution, small base size (n <100). Results should be interpreted as directional

BASE: HAVE/HAD CANCER (n=1009; PRIVATE/PRIVATE (n=328), PRIVATE/PUBLIC (n=107), PUBLIC (n=489), UNINSURED (n=39*), HEALTHCARE.GOV/STATE (n=35*)

Q935 Which of the following have you/they done to reduce cancer treatment costs? Please select all that apply.

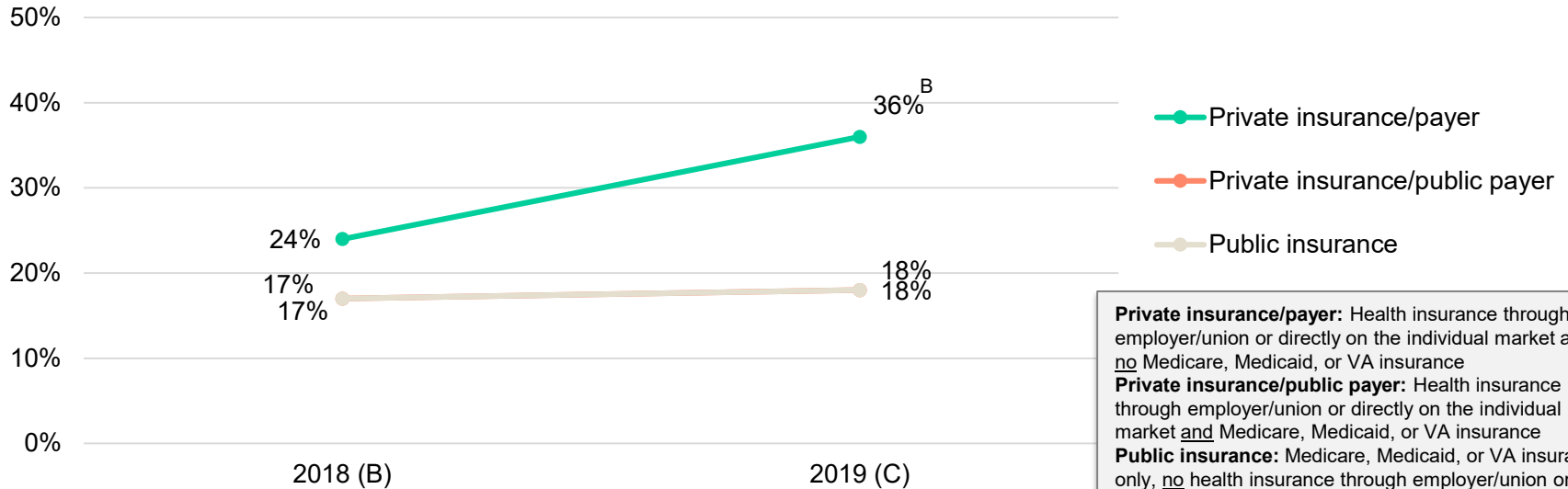


Increase in Any Action Taken by Those Privately Insured

Whereas publicly insured and those with private insurance/public payer remain nearly flat year over year

Have/Had Cancer

**Trended Actions Taken to Reduce Treatment Costs
(% Taken at Least 1 Action)**
Among have/had cancer by insurance type



Private insurance/payer: Health insurance through employer/union or directly on the individual market and no Medicare, Medicaid, or VA insurance
Private insurance/public payer: Health insurance through employer/union or directly on the individual market and Medicare, Medicaid, or VA insurance
Public insurance: Medicare, Medicaid, or VA insurance only, no health insurance through employer/union or directly on the individual market



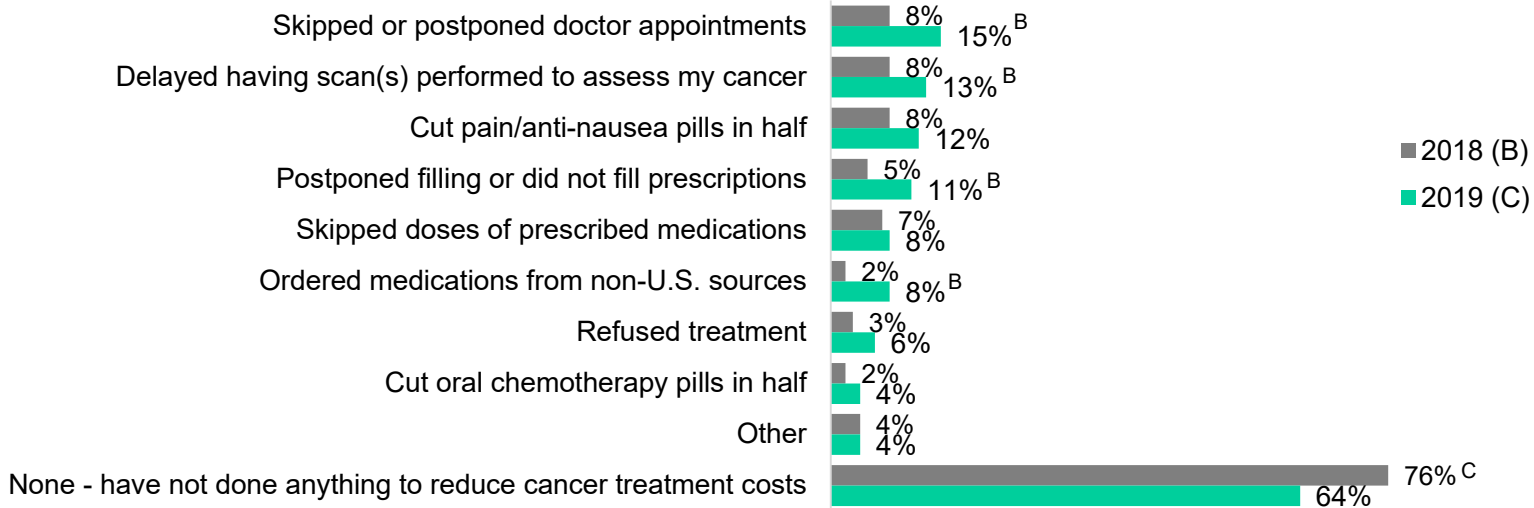
Change in Reported Behavior Among Privately Insured Spans Several Actions

Notable increases in skipping or postponing appointments, delaying scans, postponing or not filling prescriptions, and ordering medications from non-U.S. sources

Have/Had Cancer

Trended Actions Taken to Reduce Treatment Costs

Among Have/Had Cancer With Private Insurance/Payer

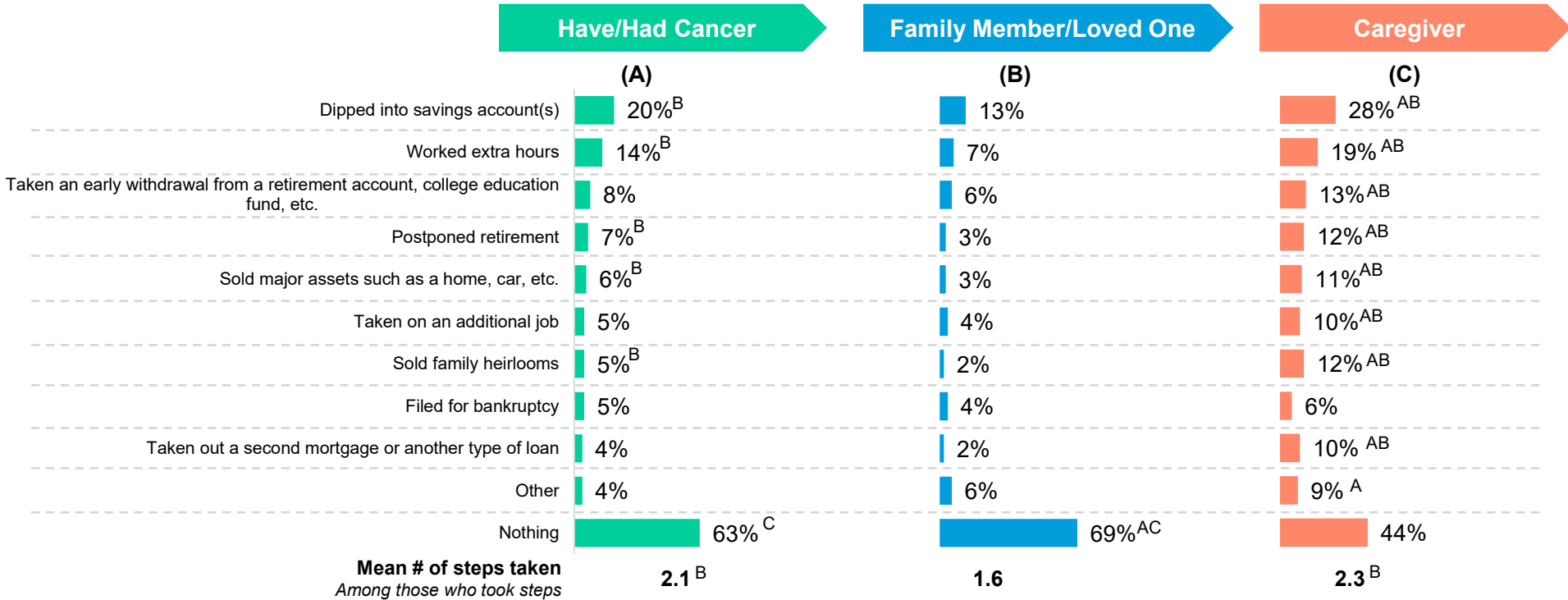




Caregivers Report Taking the Most Action to Help Pay for Cancer Care

Of those who have taken a step to help pay for care, patients and caregivers report taking an average of 2 steps

Steps Taken to Help Pay for Cancer Care
Among those touched by cancer



BASE: HAVE/HAD CANCER OR IMMEDIATE FAMILY MEMBERS HAVE HAD CANCER (HAVE/HAD CANCER (n=1009), FAMILY MEMBER/LOVED ONE (n=668), CAREGIVER (n=496)

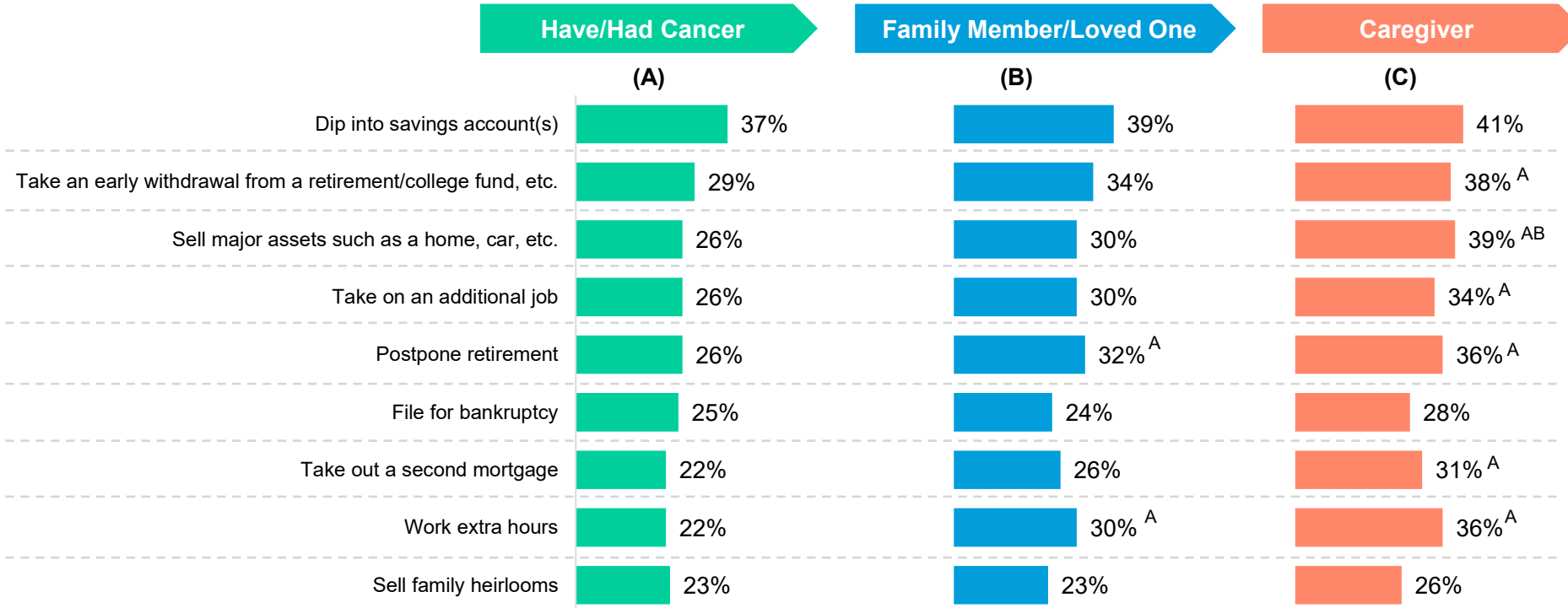
Q23 Which of the following, if any, have you or a/another loved one done to help pay for your/their cancer care?



Dipping into Savings Is a Top Concern Among All Who Have Not Done So Already

Concern About Having to Take Steps in Future to Help Pay for Cancer Care (% Very/Somewhat concerned)

Among those touched by cancer who haven't already taken the step



BASE: HAVE/HAD CANCER OR IMMEDIATE FAMILY MEMBERS HAVE HAD CANCER (HAVE/HAD CANCER (n=varies), FAMILY MEMBER/LOVED ONE (n=varies), CAREGIVER (n=varies))

Q24 How concerned are you that you or a/another loved one will have to do the following to help pay for your/their cancer care in the future?

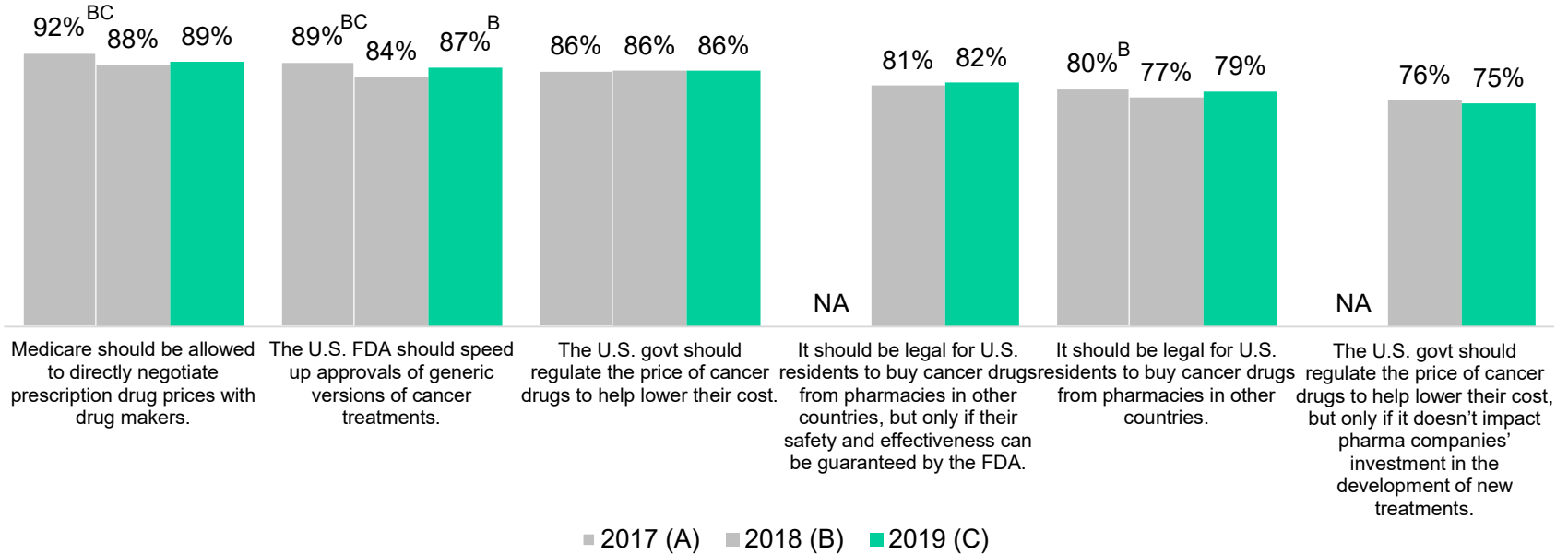


Compared to 2017, Fewer Feel Medicare Should Negotiate Cancer Drug Prices

The desire to have the government regulate the price of cancer drugs remains steady

General Population

**Trended Agreement with Statements About Government Action on Cancer Drugs
(% Strongly/Somewhat agree)**



BASE: QUALIFIED RESPONDENTS (2017; n=4016, 2018; n=4038, 2019; n=4001)

Q815 How much do you agree or disagree with the following statements regarding the U.S. government's action to make cancer drugs more affordable?

Q817 Now, please indicate how much you agree or disagree with these statements regarding the U.S. government's action to make cancer drugs more affordable.



Nearly 9 in 10 Say Gov't Should Regulate the Price of Cancer Drugs

Similar proportions believe Medicare should negotiate drug prices and that the FDA should speed up generic approvals

General Population

Agreement with Statements About Government Action on Cancer Drugs

Medicare should be allowed to directly negotiate prescription drug prices with drug makers.



Total Agree (NET)

89%

Have/Had Cancer Agree (NET)

92%

The U.S. Food and Drug Administration should speed up approvals of generic versions of cancer treatments.



87%

92%

The U.S. government should regulate the price of cancer drugs to help lower their cost.



86%

88%

It should be legal for U.S. residents to buy cancer drugs from pharmacies in other countries, but only if their safety and effectiveness can be guaranteed by the FDA.



82%

88%

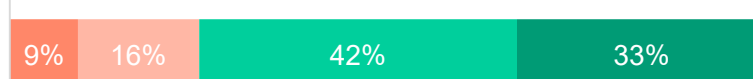
It should be legal for U.S. residents to buy cancer drugs from pharmacies in other countries.



79%

83%

The U.S. government should regulate the price of cancer drugs to help lower their cost, but only if it doesn't impact pharmaceutical companies' investment in the development of new treatments.



75%

77%

■ Strongly disagree
 ■ Somewhat disagree
 ■ Somewhat agree
 ■ Strongly agree

BASE: QUALIFIED RESPONDENTS (n=4001; HAVE/HAD CANCER (n=1009))

Q815 How much do you agree or disagree with the following statements regarding the U.S. government's action to make cancer drugs more affordable?

Q817 Now, please indicate how much you agree or disagree with these statements regarding the U.S. government's action to make cancer drugs more affordable.



Majorities Think US Should Regulate Price of Cancer Drugs

Though Democrats are more likely to agree, most adults, regardless of party, agree cost measures should be implemented

General Population

Agreement with Statements About Government Action on Cancer Drugs (% Strongly/Somewhat agree)

		Rep (A)	Dem (B)	Ind (C)
Medicare should be allowed to directly negotiate prescription drug prices with drug makers.	89%	91%	91%	88%
The U.S. Food and Drug Administration should speed up approvals of generic versions of cancer treatments.	87%	89%	87%	87%
The U.S. government should regulate the price of cancer drugs to help lower their cost.	86%	85%	90%	84% ^{AC}
It should be legal for U.S. residents to buy cancer drugs from pharmacies in other countries, but only if their safety and effectiveness can be guaranteed by the FDA.	82%	82%	85%	79% ^C
It should be legal for U.S. residents to buy cancer drugs from pharmacies in other countries.	79%	78%	80%	81%
The U.S. government should regulate the price of cancer drugs to help lower their cost, but only if it doesn't impact pharmaceutical companies' investment in the development of new treatments.	75%	79%	75% ^C	73%

BASE: QUALIFIED RESPONDENTS (n=4001; REPUBLICAN (n=1176), DEMOCRAT (n=1517), INDEPENDENT (n=1004))

Q815 How much do you agree or disagree with the following statements regarding the U.S. government's action to make cancer drugs more affordable?

Q817 Now, please indicate how much you agree or disagree with these statements regarding the U.S. government's action to make cancer drugs more affordable.



Cancer Management

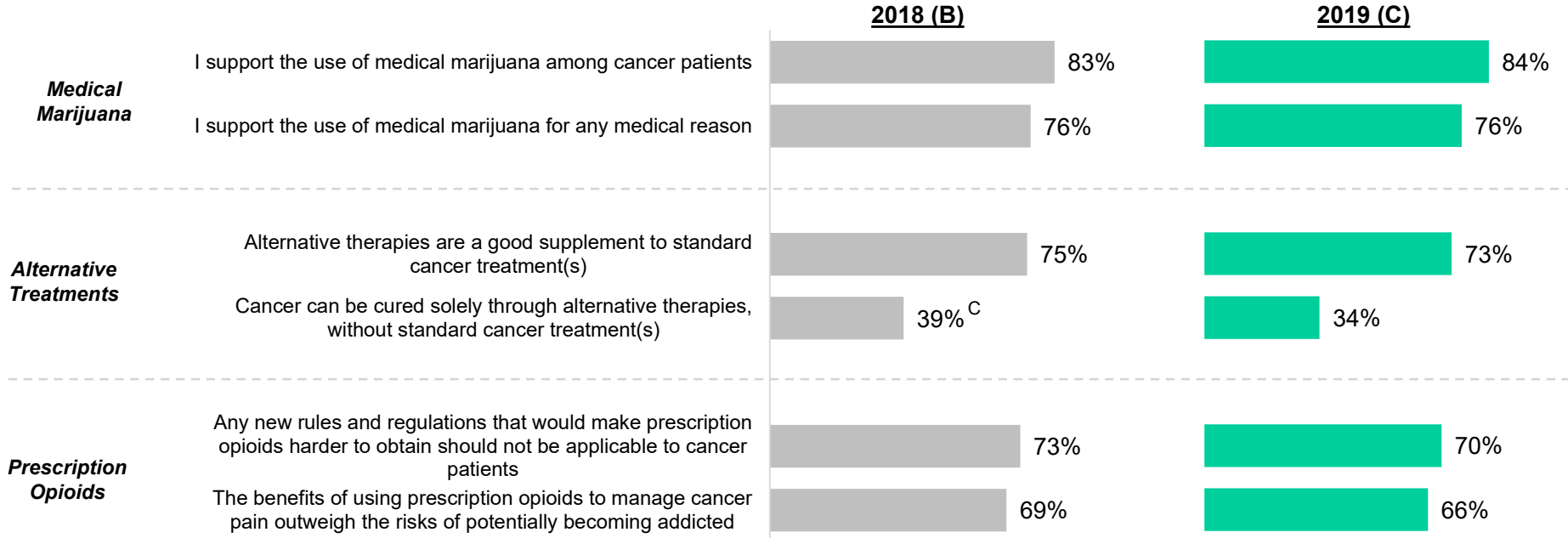


While Down from 2018, 1 in 3 Still Believe Alternative Therapies Can Cure Cancer

Majority of adults still support use of medical marijuana and want cancer patients to be exempt from any new opioid regulations

General Population

Agreement with Statements About Cancer Care (% Strongly/Somewhat agree)



BASE: QUALIFIED RESPONDENTS (2018: n=4038, 2019: n=4001)

Q4 To what extent do you agree with the following statements?

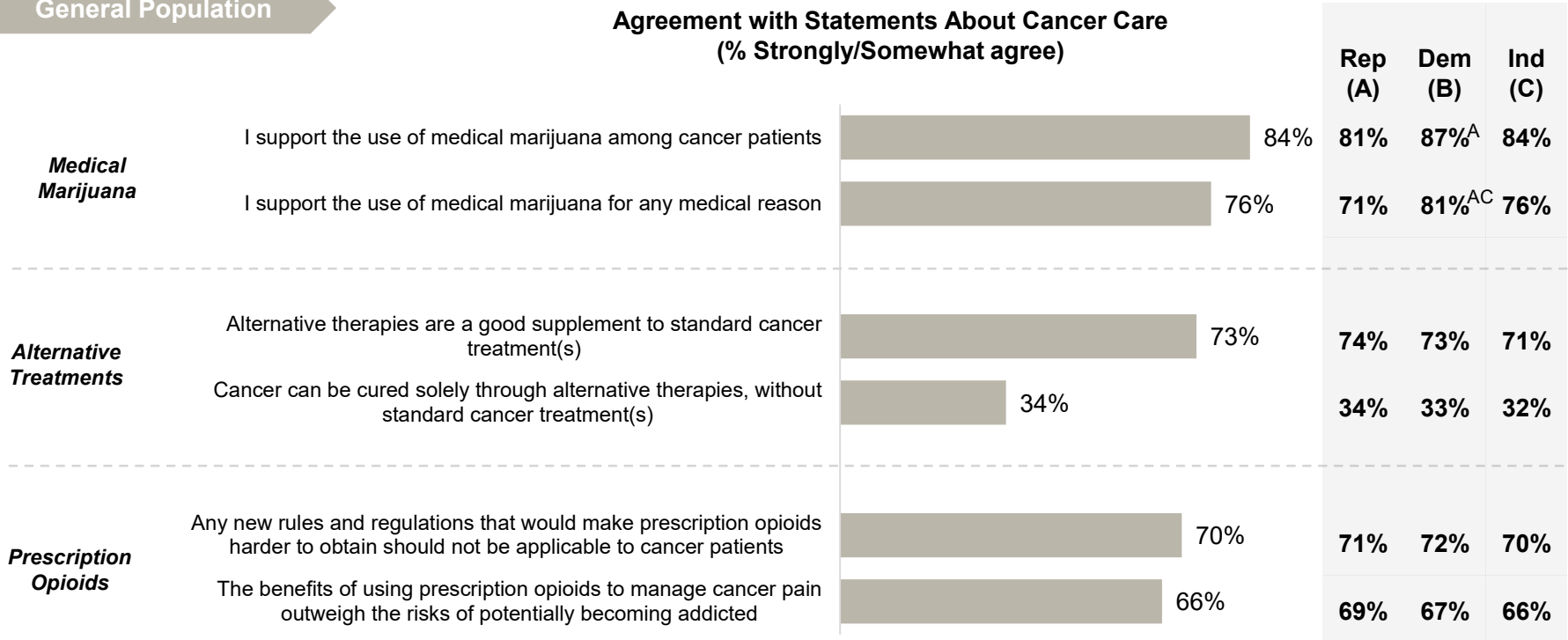


Majorities Across Party Lines Support Medical Marijuana, Especially for Cancer

Democrats are more likely than Republicans to support specifically for cancer, and they are more likely than both Republicans and Independents to support for any medical reason

General Population

Agreement with Statements About Cancer Care (% Strongly/Somewhat agree)

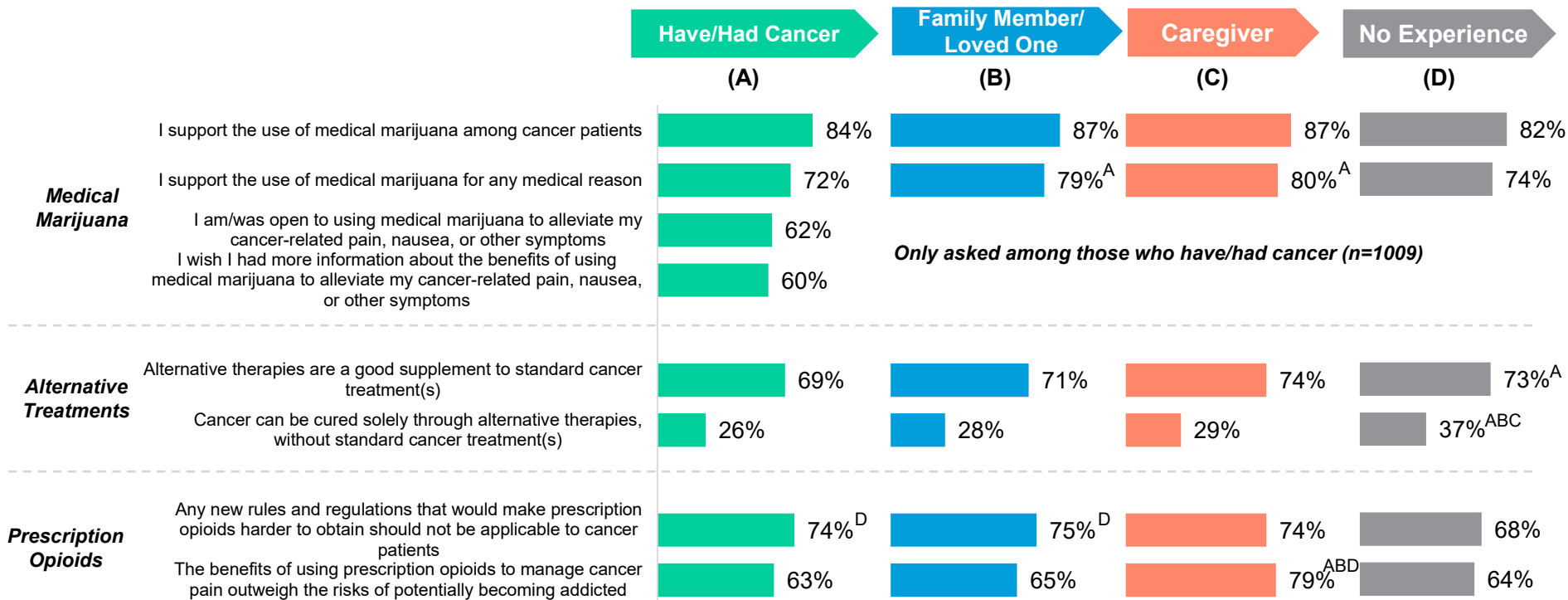




Regardless Of Experience, 8 in 10 Support Medical Marijuana for Cancer

Those with no cancer experience are most likely to believe cancer can be cured solely through alternative therapies

Agreement with Statements About Cancer Care
(% Strongly/Somewhat agree)



BASE: QUALIFIED RESPONDENTS (HAVE/HAD CANCER (n=1009), FAMILY MEMBER/LOVED ONE (n=668), CAREGIVER (n=496), NO EXPERIENCE (n=2642))

Q4 To what extent do you agree with the following statements?

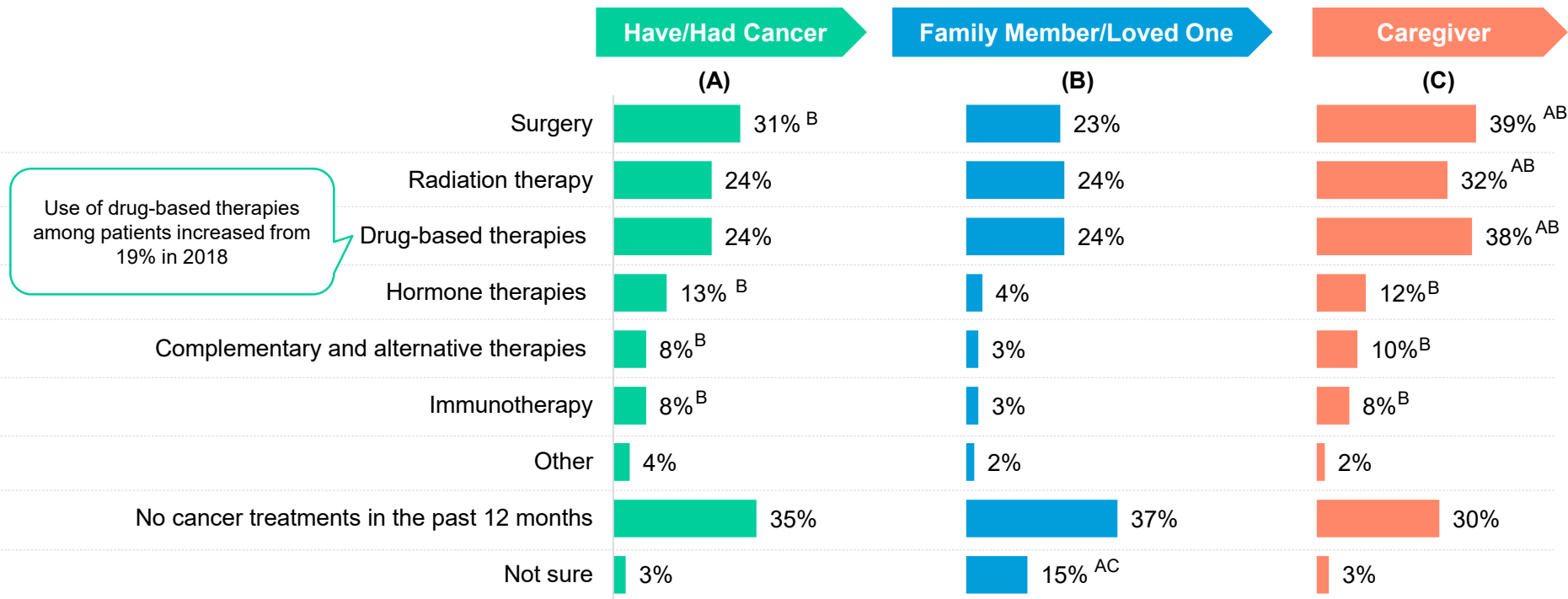


Surgery, Radiation, Drug-based Therapies and Are Most Common Treatments

Caregivers are more likely to say their loved one faced these therapies in the last 12 months, compared to the patients themselves

Treatments Used in Last 12 Months

Among those touched by cancer



Use of drug-based therapies among patients increased from 19% in 2018

BASE: HAVE/HAD CANCER OR IMMEDIATE FAMILY MEMBERS HAVE HAD CANCER (HAVE/HAD CANCER (n=1009), FAMILY MEMBER/LOVED ONE (n=668), CAREGIVER (n=496)

Q14 Which of the following therapies, if any, have you/they used to treat (i.e., attempt to cure) your/their cancer in the past 12 months? Please select all that apply.

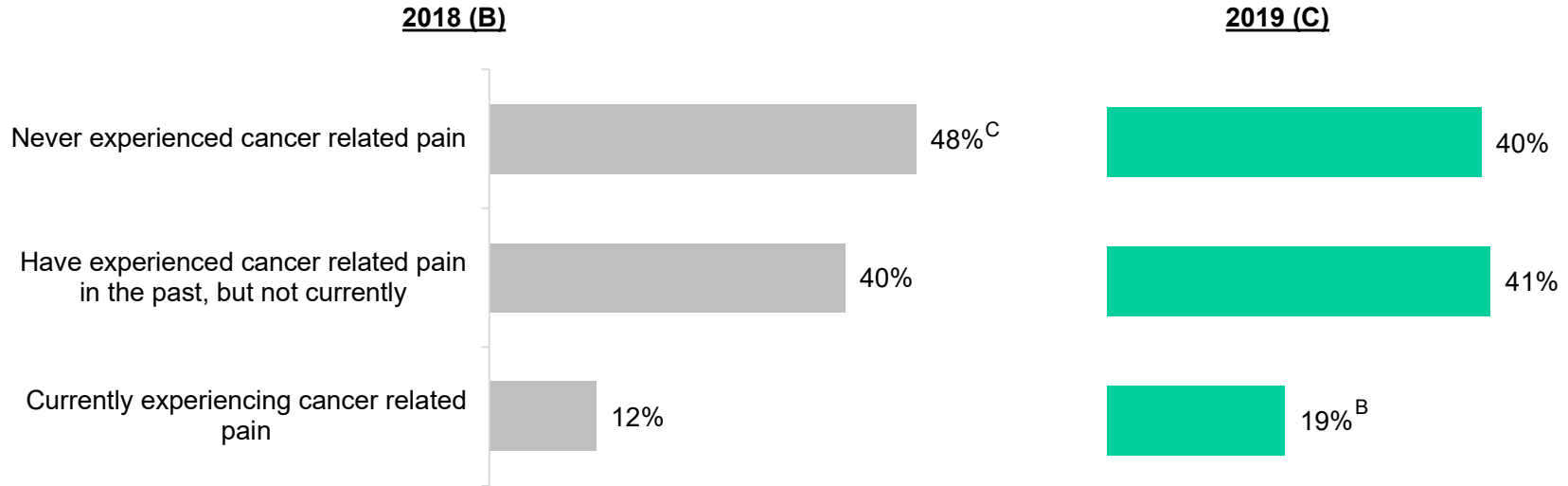


Up from 2018, 6 in 10 Cancer Patients Have Experienced Pain

Patients this year are more likely to say they are currently experiencing cancer related pain

Have/Had Cancer

Experience with Cancer Related Pain



BASE: HAVE/HAD CANCER (2018; n=1001, 2019; n=1009)

Q1 Which of the following best describes your experience with cancer related pain?



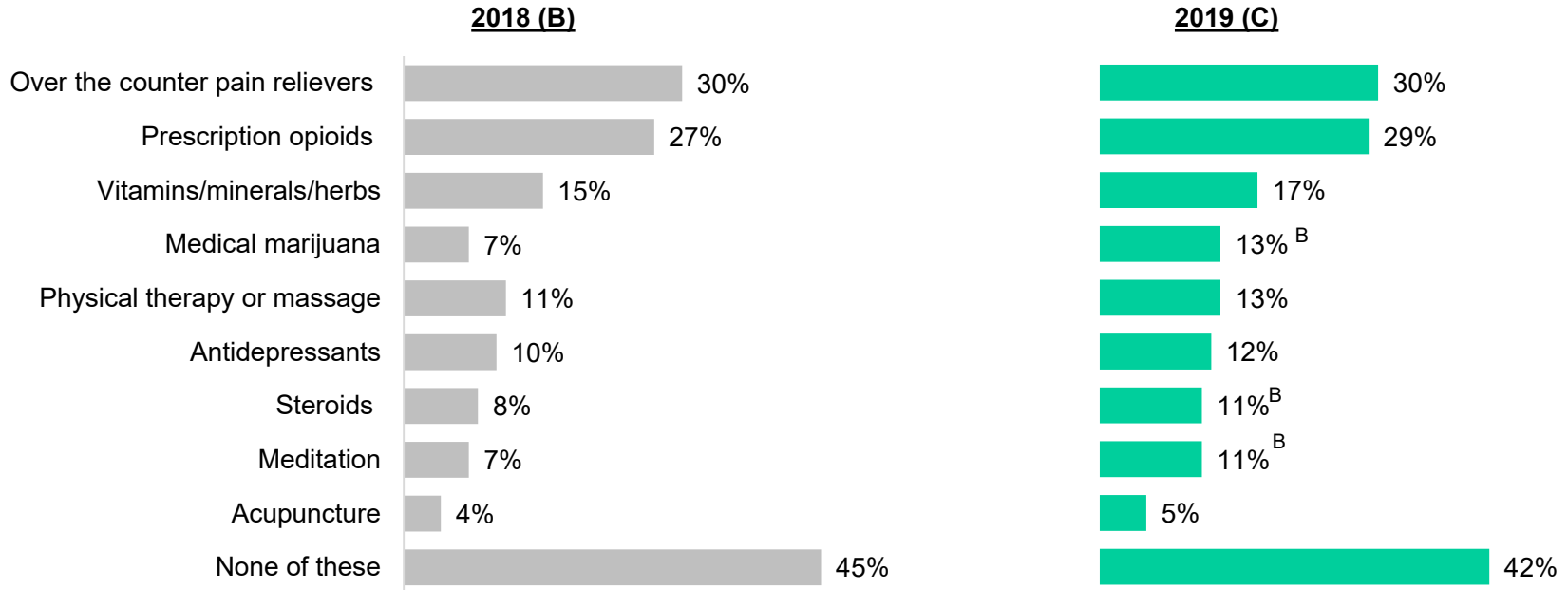
Increase in Proportion Who Say They Have Talked to a Doctor About Medical Marijuana

Increase in discussions about meditation and steroids as well

Have/Had Cancer

Topics Ever Discussed with Doctor About Symptom Management

Among those who have/had cancer



BASE: HAVE HAD CANCER (2018: n=1001, 2019: n=1009)

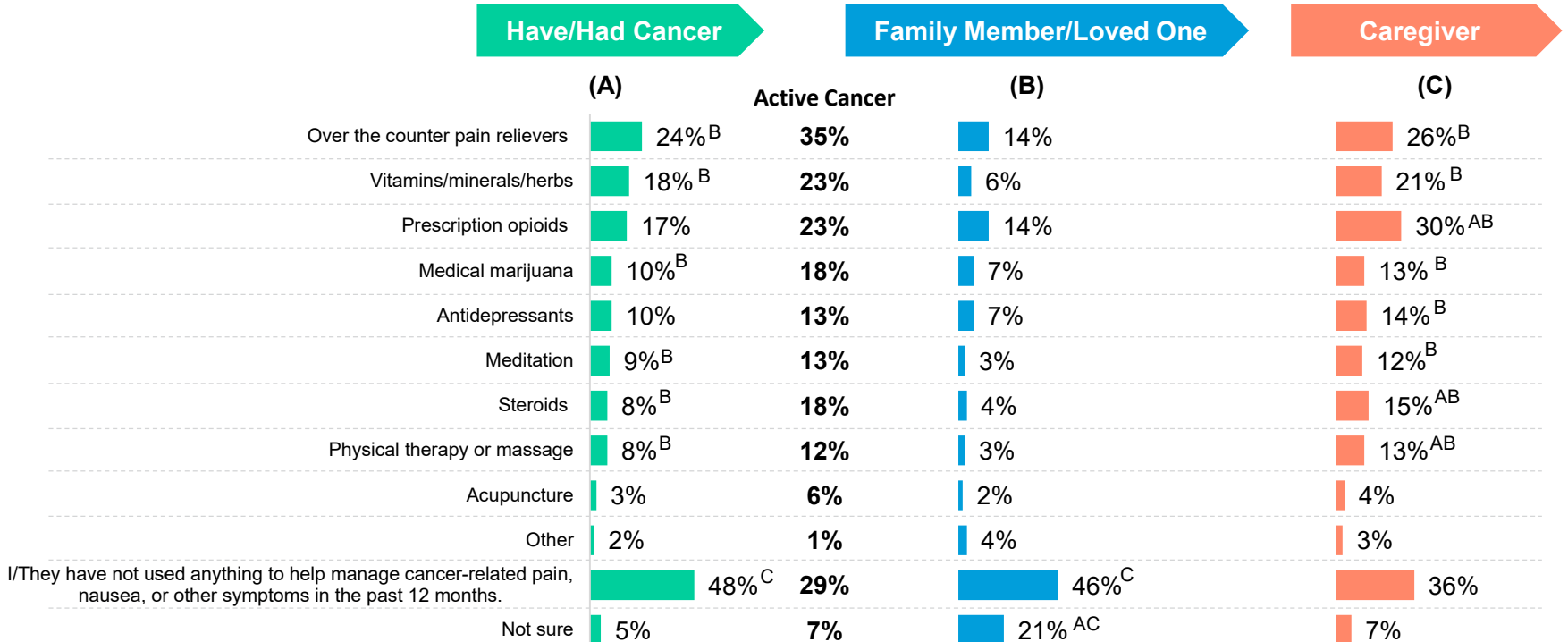
Q3 Which of the following methods, if any, has the doctor who is/was managing your cancer care ever talked with you about using to alleviate cancer-related pain, nausea, or other symptoms? Please select all that apply.



More Patients Have Used OTCs than Opioids for Symptoms in Past 12 Months

Caregivers most commonly report prescription opioids are used, followed by vitamins/minerals/herbs

Methods Used in Last 12 Months to Manage Symptoms
Among those touched by cancer



BASE: HAVE/HAD CANCER OR IMMEDIATE FAMILY MEMBERS HAVE HAD CANCER (HAVE/HAD CANCER (n=1009), ACTIVE CANCER (n=202), FAMILY MEMBER/LOVED ONE (n=668), CAREGIVER (n=496)

Q2 Which of the following methods, if any, have you/they used in the past 12 months to help manage your/their cancer-related pain, nausea, or other symptoms?

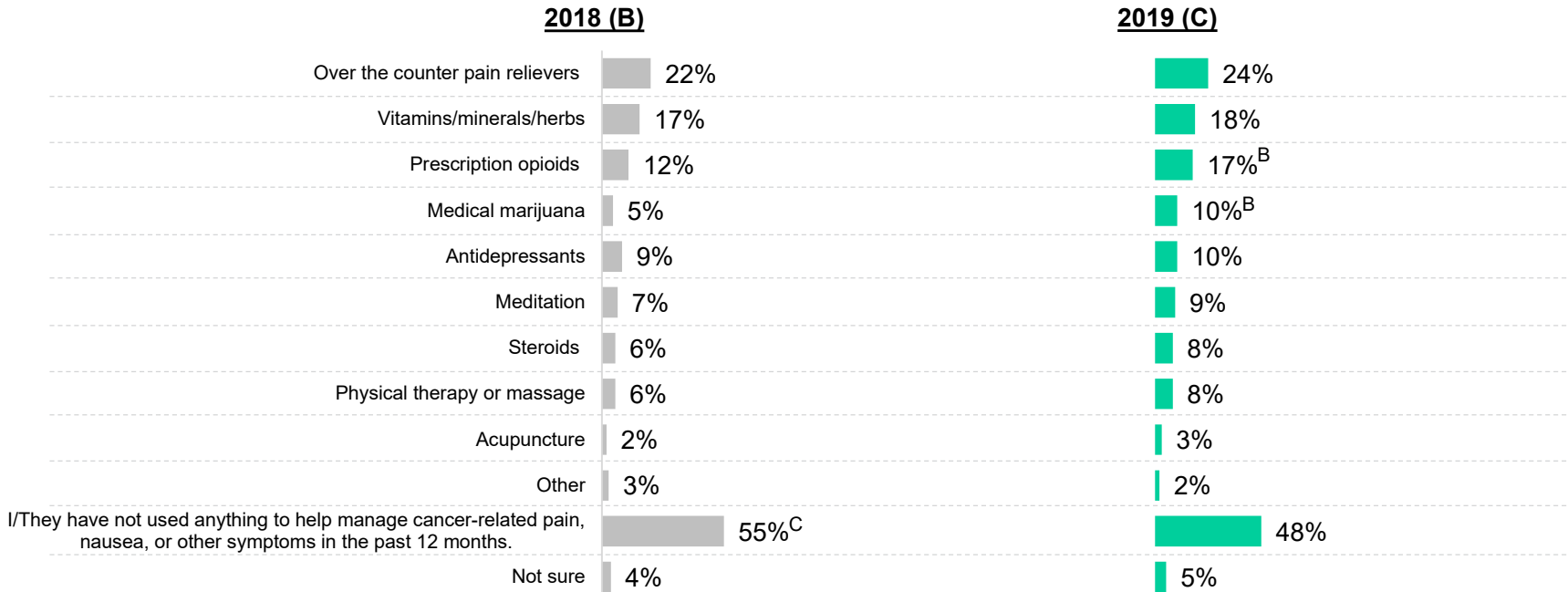


Use of Prescription Opioids and Medical Marijuana Among Cancer Patients Rises

Decline in proportion of cancer patients who say they haven't used anything to help manage cancer symptoms in past 12 months

Have/Had Cancer

Methods Used in Last 12 Months to Manage Symptoms
Among those touched by cancer



BASE: HAVE/HAD CANCER (2018: n=1001, 2019: n=1009)

Q2 Which of the following methods, if any, have you/they used in the past 12 months to help manage your/their cancer-related pain, nausea, or other symptoms?



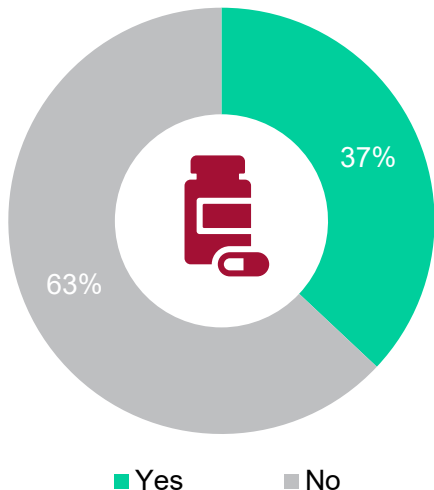
More than Half of Patients Utilizing Medical Marijuana Had Difficulty Accessing

Nearly all users state it manages their symptoms at least somewhat well

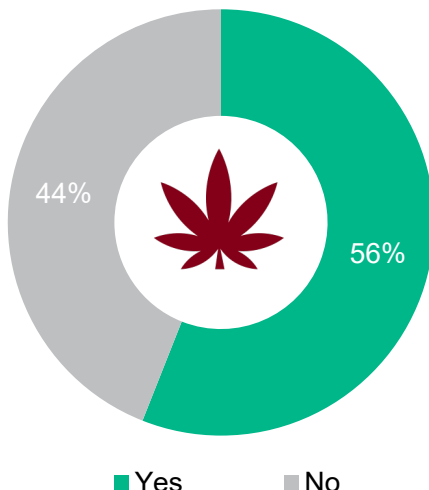
Have/Had Cancer

Ever Had Difficulty Accessing Prescription Opioids and Medical Marijuana

Among those using prescription opioids

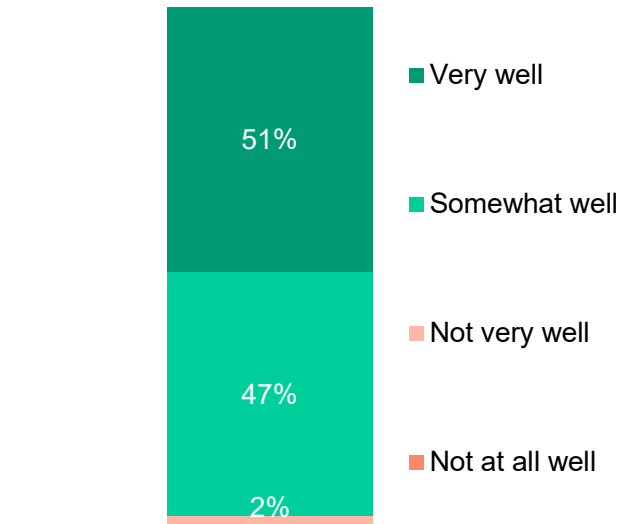


Among those using medical marijuana



How Well Medical Marijuana Manages Symptoms

Among those using medical marijuana



BASE: HAVE HAD CANCER AND USING OPIOIDS (n=191) OR MEDICAL MARIJUANA (n=118)

Q5 You indicated that you have used the method(s) below to manage your cancer-related pain, nausea, or other symptoms in the past 12 months. Have you ever had difficulty accessing them?

BASE: HAVE HAD CANCER AND USING MEDICAL MARIJUANA (n=118)

Q6 How well are your symptoms being managed by medical marijuana?

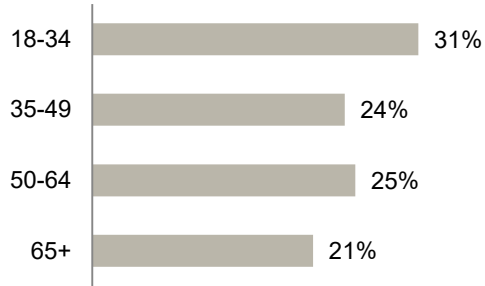


Demographics

DEMOGRAPHICS – GENERAL POPULATION



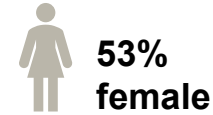
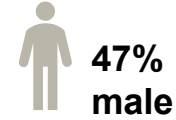
Age



Race

- 63% White
- 16% Hispanic
- 12% Black/African American
- 6% Asian or Pacific Islander
- * Native American
- * Other race
- 1% Mixed race
- 1% Prefer not to answer

Gender



Children in HH



63% 0 kids

30% 1 to 2 kids

6% 3+ kids

Locale



29% urban

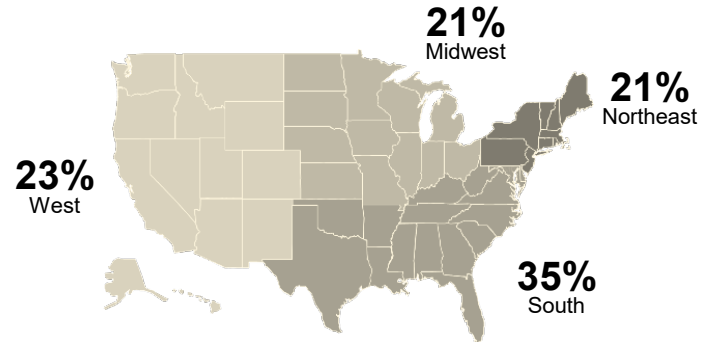


48% suburban



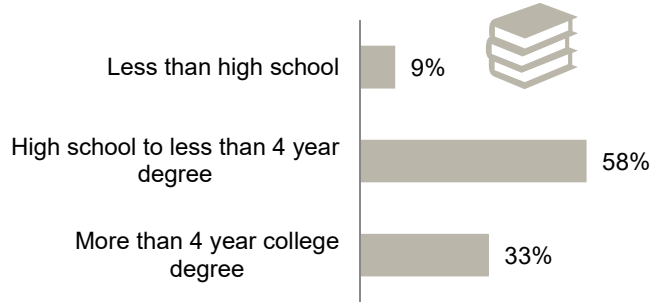
23% rural

Region






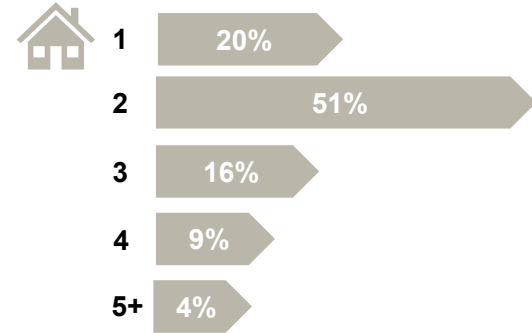
Education



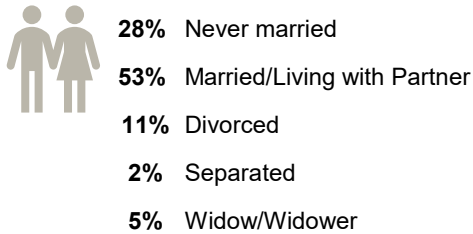
Household Income



Adults in HH



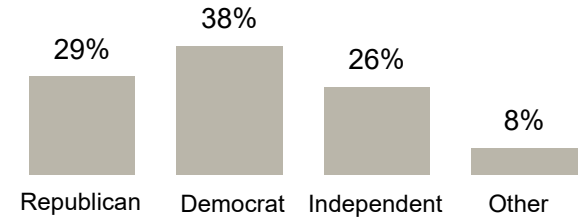
Marital Status



Employment

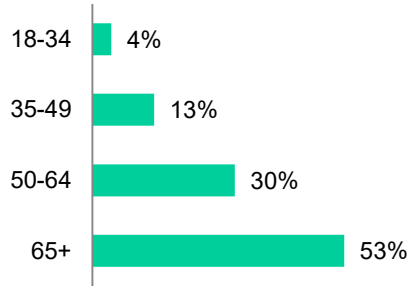


Political Party





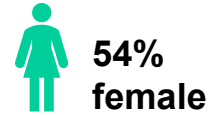
Age



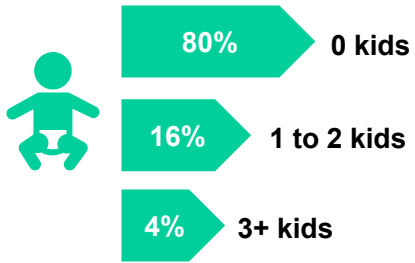
Race

- 83% White
- 6% Hispanic
- 5% Black/African American
- 3% Asian or Pacific Islander
- * Native American
- 1% Other race
- * Mixed race
- * Prefer not to answer

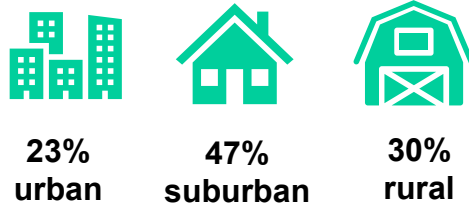
Gender



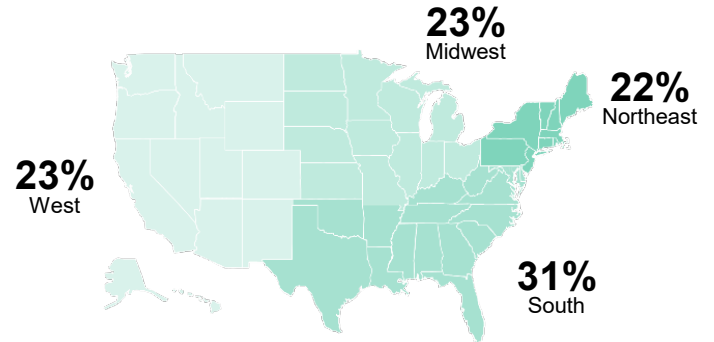
Children in HH



Locale

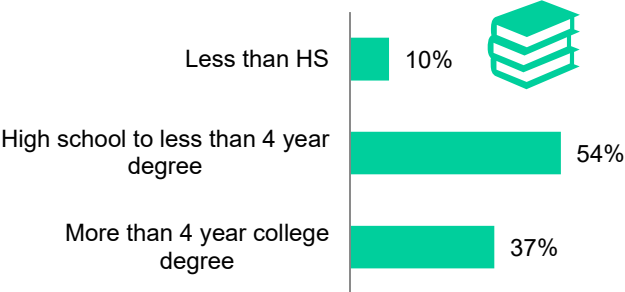


Region






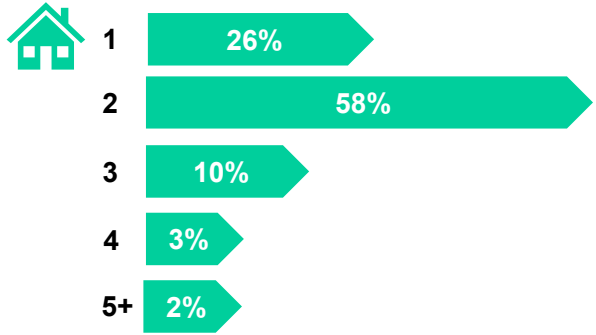
Education



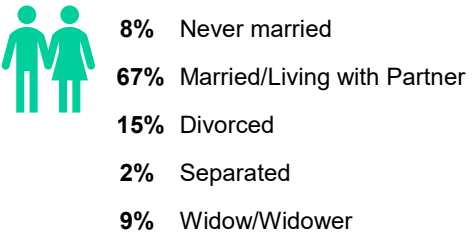
Household Income



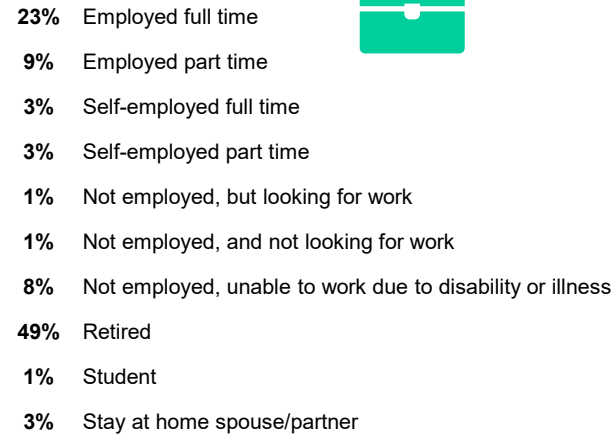
Adults in HH



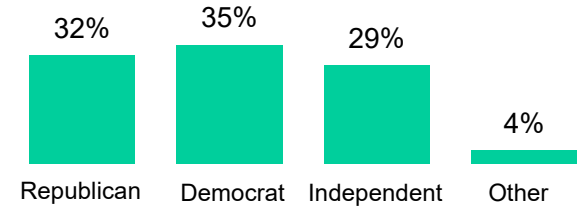
Marital Status



Employment



Political Party

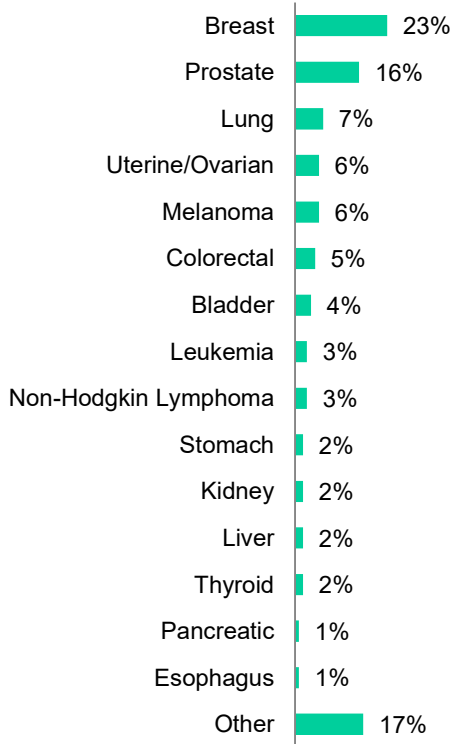




Cancer Profiles



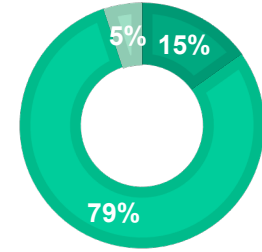
Cancer Type



Time of Diagnosis

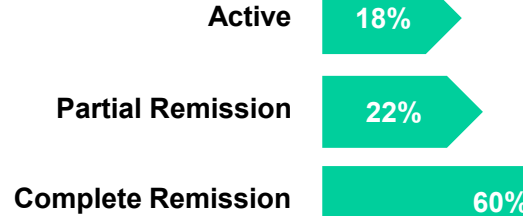
- 15% In the past year
- 15% 1 - less than 2 years ago
- 28% 2-5 years ago
- 17% 6-10 years
- 19% More than 10 years ago
- 2% Prefer not to answer
- 3% Not sure

Metastatic Cancer Experience



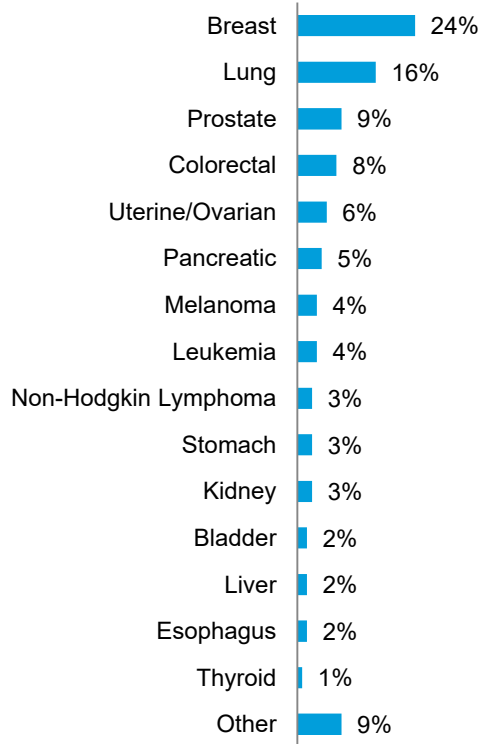
■ Yes ■ No ■ Not sure

Current Cancer Status

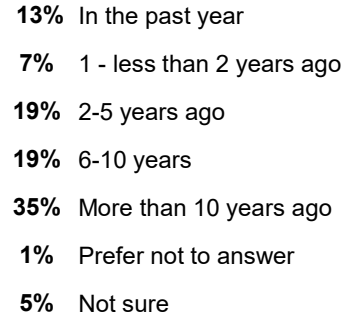




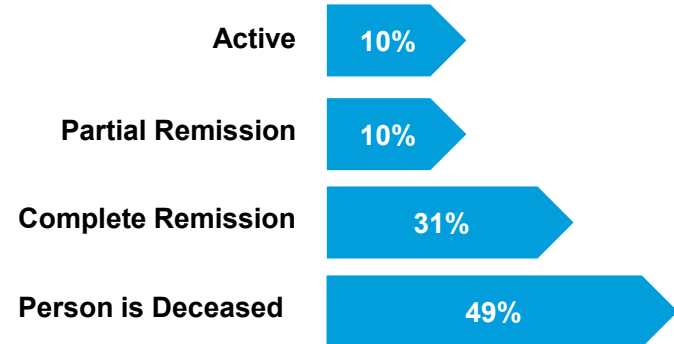
Cancer Type



Time of Diagnosis

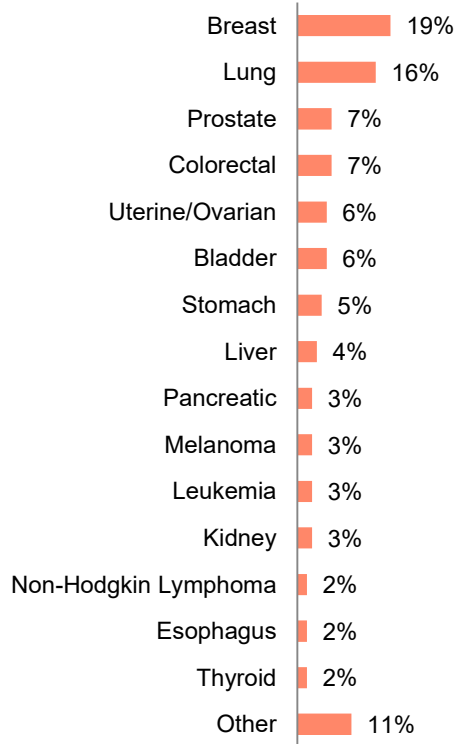


Current Cancer Status

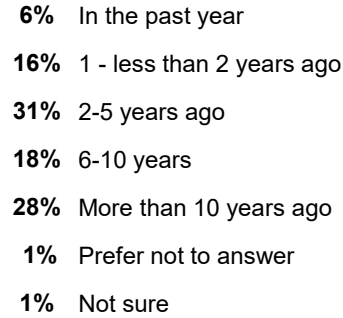




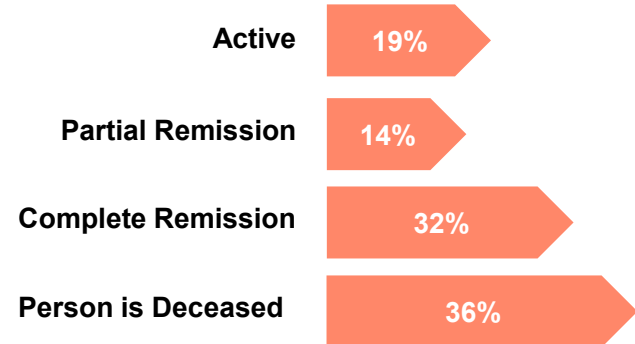
Cancer Type



Time of Diagnosis



Current Cancer Status



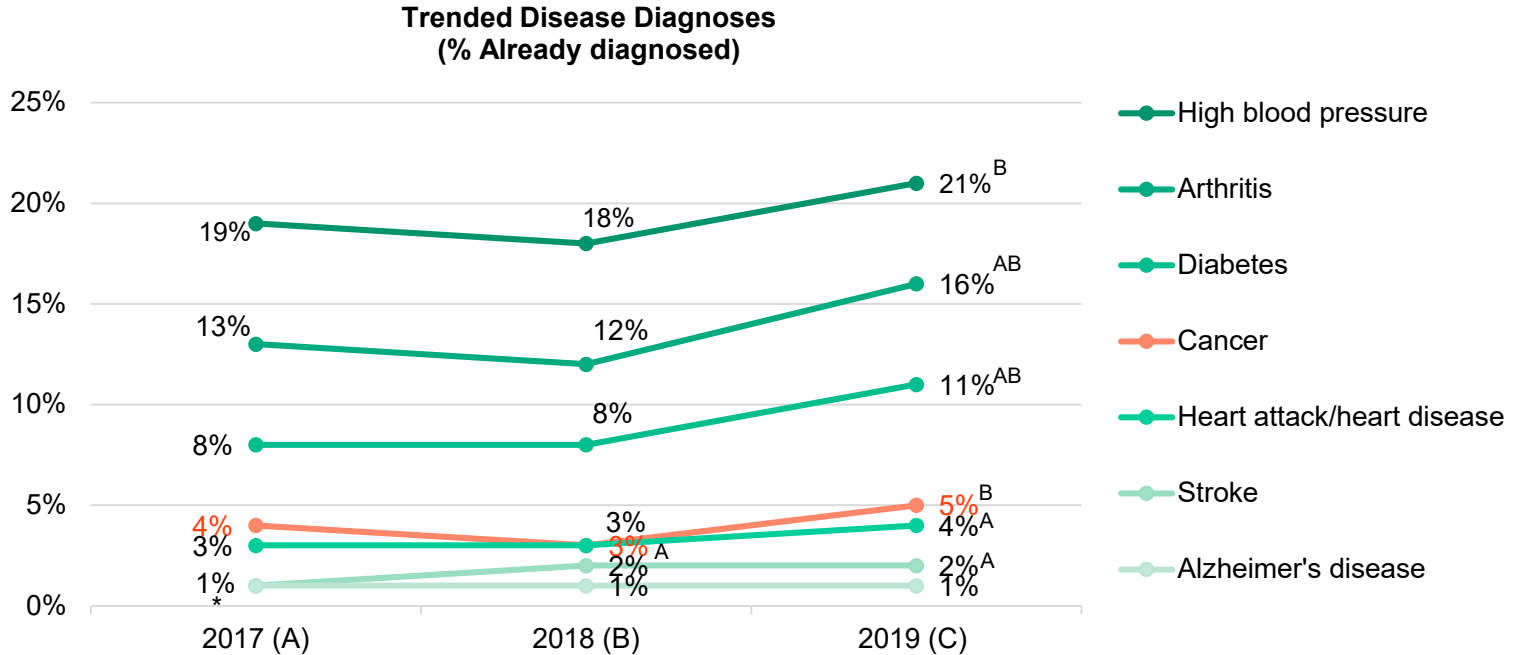


Appendix



5% of US Adults Self-Report Being Diagnosed with Cancer

General Population



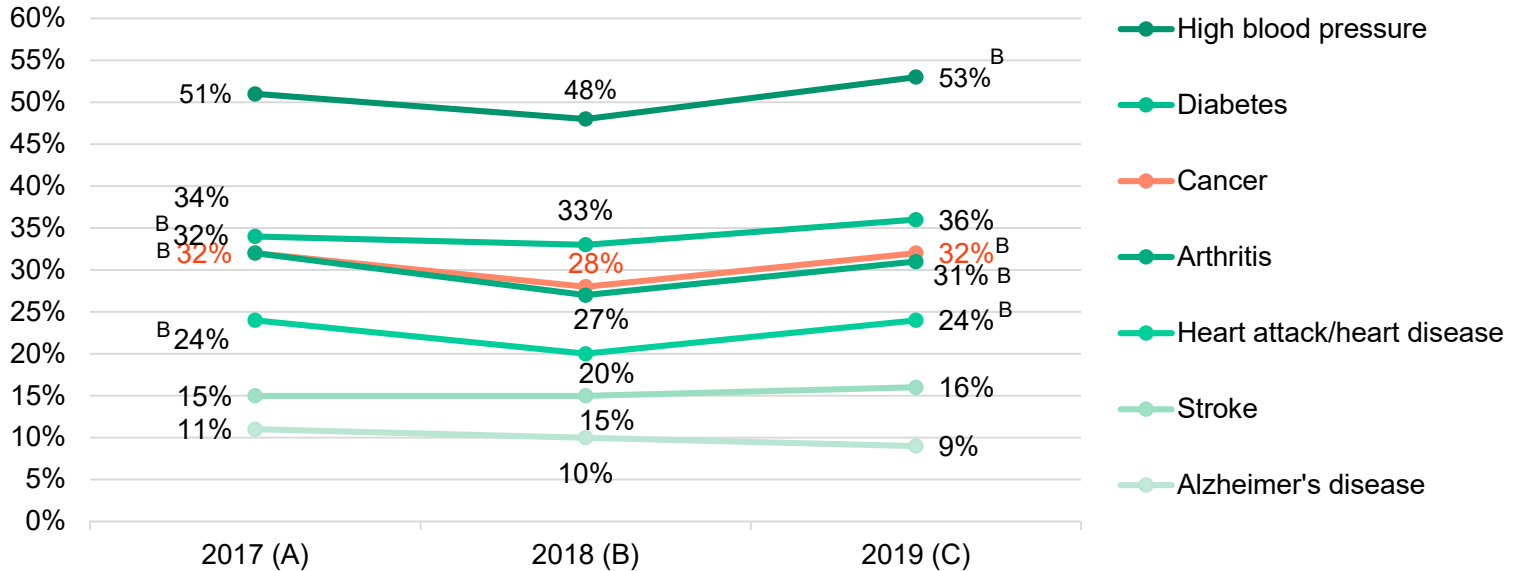
BASE: QUALIFIED RESPONDENTS (2017: n=4016, 2018: n=4038, 2019: n=4001)
 Q601 How concerned are you that you may develop the following diseases in your lifetime?



1 in 3 US Adults Report an Immediate Family Member/Loved One Diagnosed with Cancer

General Population

Trended Disease Diagnoses for Immediate Family Member



BASE: QUALIFIED RESPONDENTS (2017: n=4016, 2018: n=4038, 2019: n=4001)

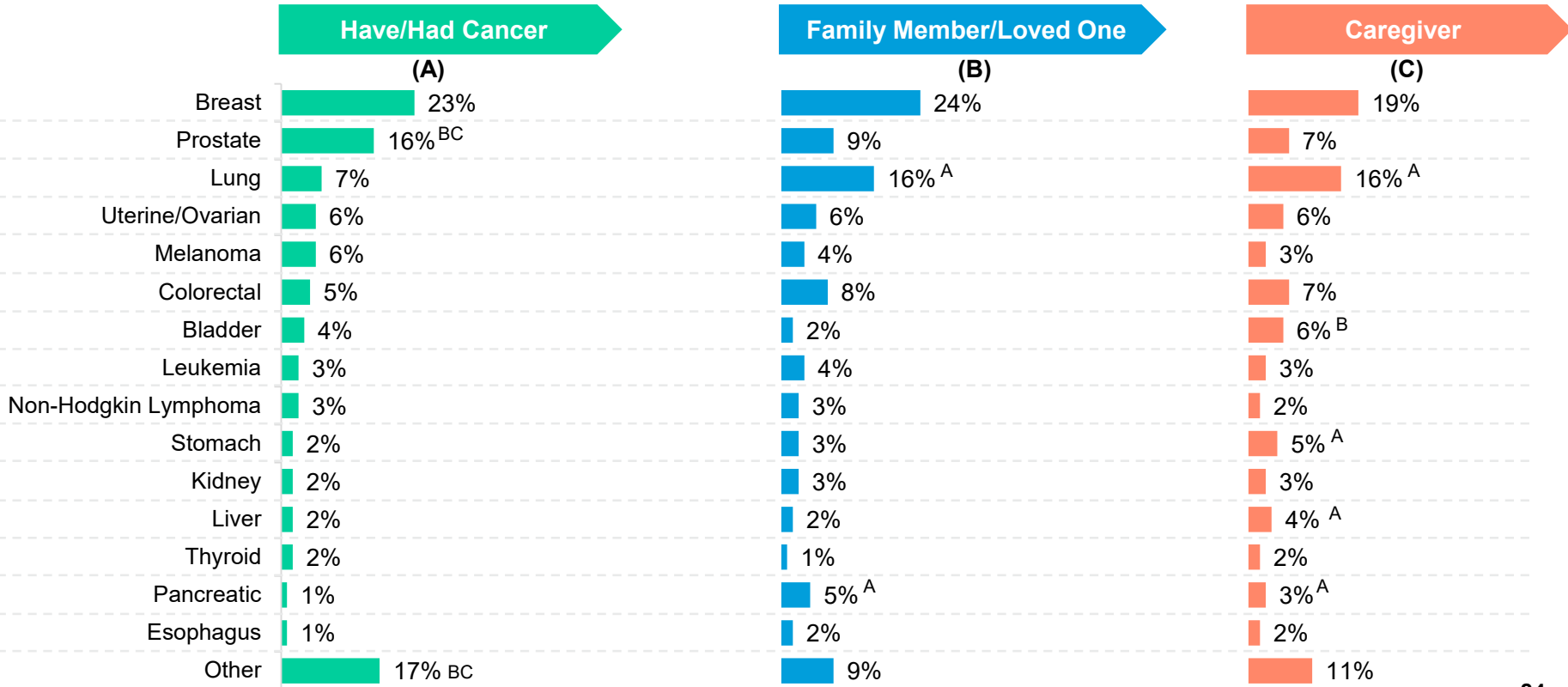
Q615 Has a doctor, nurse, or other health professional ever told an immediate family member (child, parent, sibling) or loved one that they have any of the following? Please select all that apply.



Breast Cancer is Most Common Cancer Type Among Those with Experience

Type of Cancer Diagnosed with

Among those touched by cancer

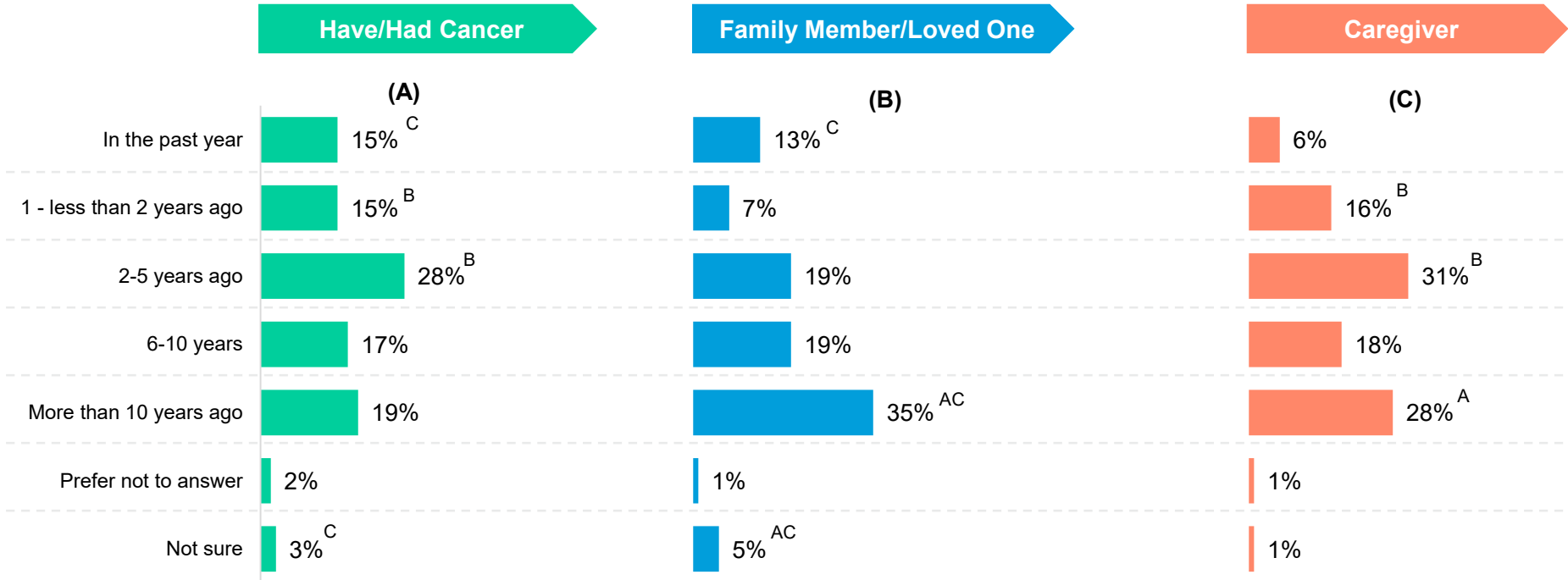


BASE: HAVE/HAD CANCER HAVE/HAD CANCER (n=1009); FAMILY/LOVED ONE HAS CANCER (n=668); CAREGIVER (n=496)
 Q765 What kind of have you/they been diagnosed with?



Cancer Diagnoses Typically Happened at Least 2 Years Ago

When Diagnosed with Cancer
Among those touched by cancer



BASE: HAVE/HAD CANCER (n=1009)

Q900 When were you diagnosed with cancer?

BASE: FAMILY/LOVED ONE HAS CANCER (n=668); CAREGIVER (n=496)

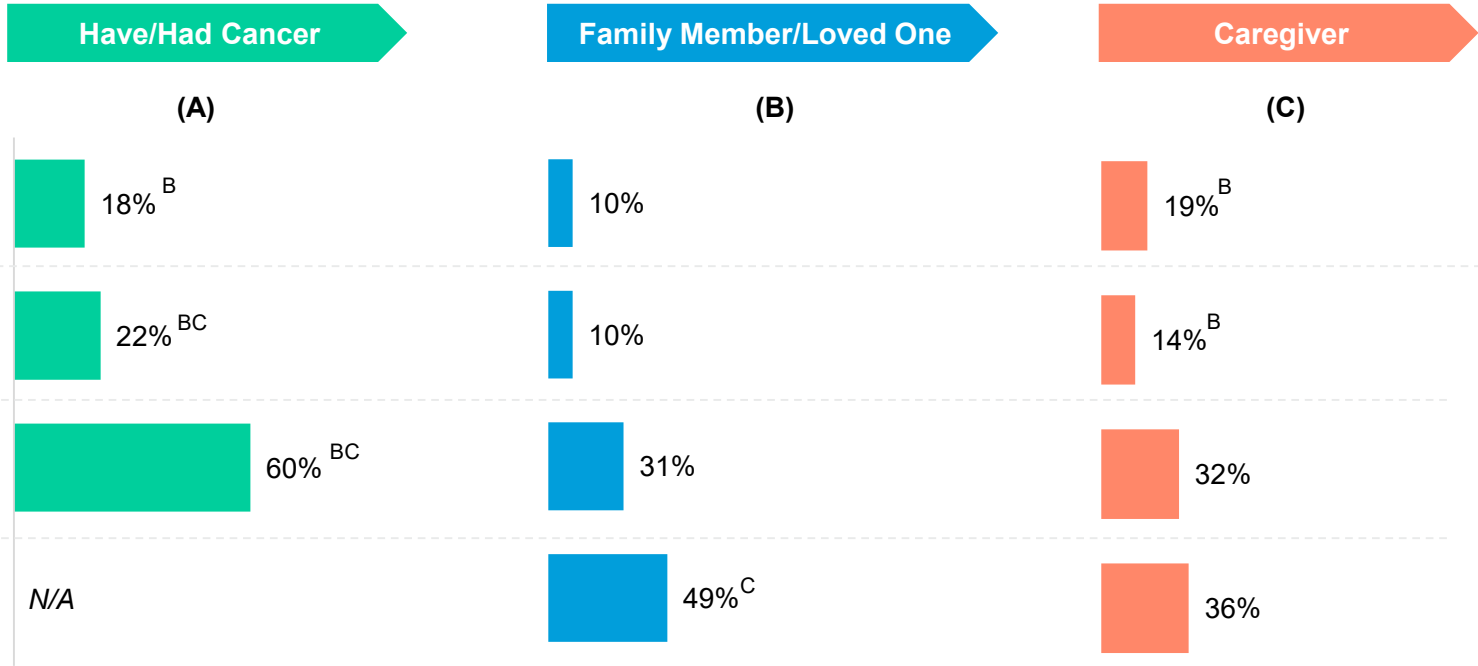
Q901 When was your immediate family member/loved one diagnosed with cancer?



3 in 5 Patients Interviewed Are Currently in Remission

Many caregivers or those with a family member affected have experience with a deceased loved one

Cancer Status
Among those touched by cancer



15% have been told by their doctor that they have metastatic cancer.

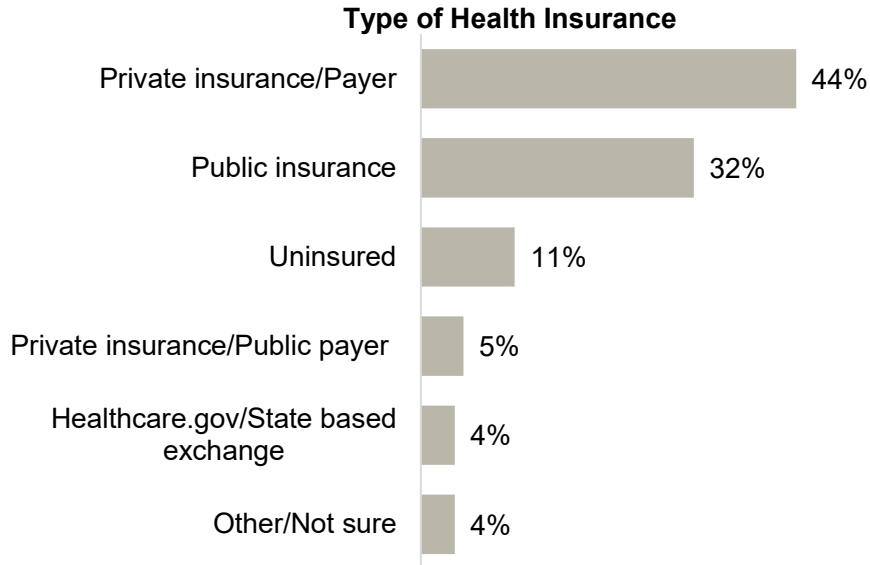
BASE: HAVE/HAD CANCER (n=1009)
Q10 Have you ever been told by your doctor that you have metastatic cancer?
BASE: HAVE/HAD CANCER (n=1009); FAMILY/LOVED ONE HAS CANCER (n=668); CAREGIVER (n=496)
Q12 Which of the following best describes your/their cancer status?



More than 2 in 5 Adults Have Private Insurance

Nearly nine in ten say prescription drugs are covered

General Population



BASE: QUALIFIED RESPONDENTS (n=4001)

Q940 Which of the following best describes how you receive health insurance benefits today? Please select all that apply.

BASE: HAS HEALTH INSURANCE (n=3582)

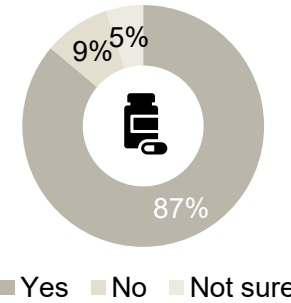
Q942 Does your health insurance include prescription drug coverage?

BASE: HAS MEDICARE (n=1179)

Q943 Have you ever purchased a supplemental Medigap policy to help with your Medicare coverage?

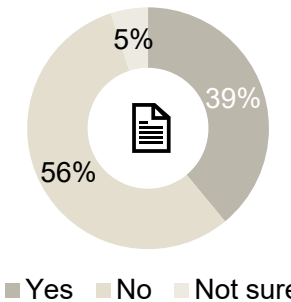
Prescription Drugs Covered by Insurance

Among those who have health insurance



Ever Purchased Supplemental Medigap Policy

Among those who have Medicare



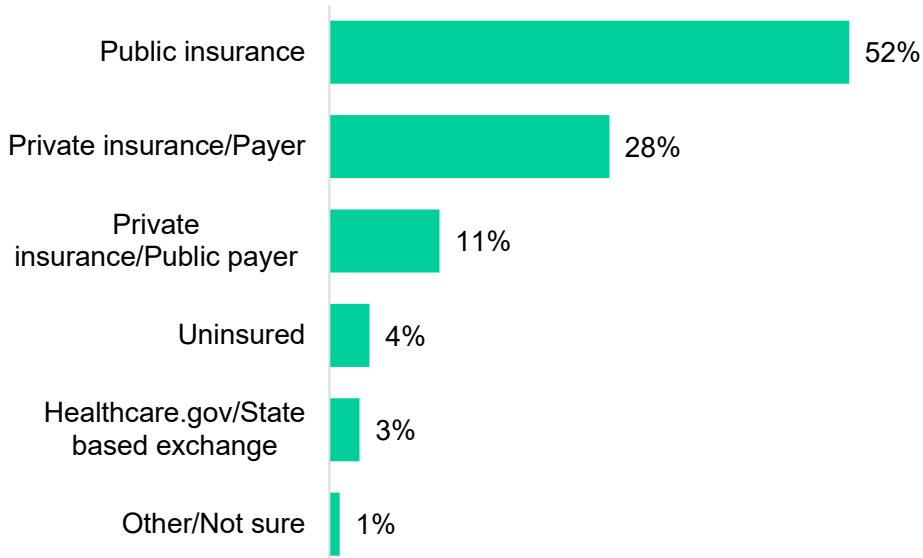


Half of Those with Cancer Have Public Insurance

Nearly nine in ten say prescription drugs are covered

Have/Had Cancer

Type of Health Insurance



BASE: HAVE/HAD CANCER (n=1009)

Q940 Which of the following best describes how you receive health insurance benefits today? Please select all that apply.

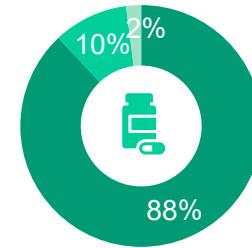
BASE: HAVE/HAD CANCER AND HAS HEALTH INSURANCE (n=970)

Q942 Does your health insurance include prescription drug coverage?

BASE: HAVE/HAD CANCER AND HAS MEDICARE (n=482)

Q943 Have you ever purchased a supplemental Medigap policy to help with your Medicare coverage?

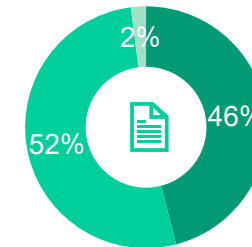
Prescription Drugs Covered by Insurance
Among those who have/had cancer and have health insurance



■ Yes ■ No ■ Not sure

Ever Purchased Supplemental Medigap Policy

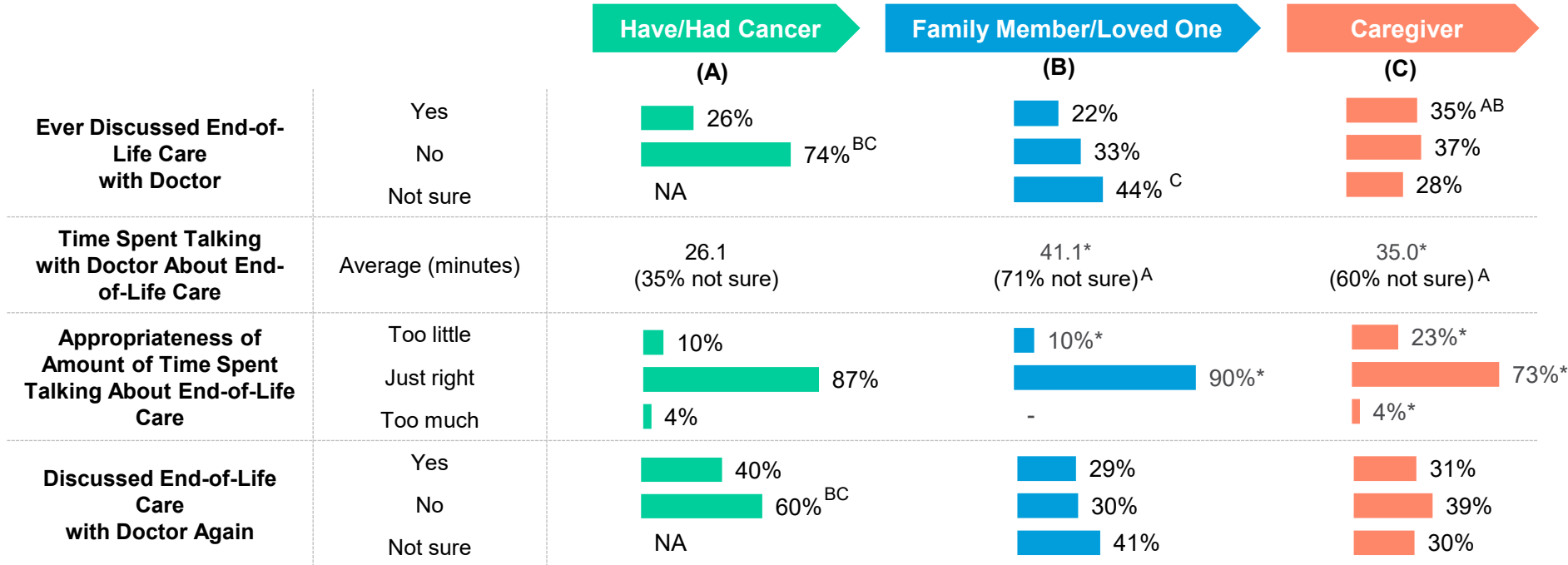
Among those who have/had cancer and have Medicare



■ Yes ■ No ■ Not sure



Many Aren't Sure Whether Family Member/Loved One Has Discussed EOL Care with Their Doctor



* Caution, small base size (n < 100). Results should be interpreted as directional

BASE: HAVE/HAD CANCER OR IMMEDIATE FAMILY MEMBER HAS/HAD CANCER (HAVE/HAD CANCER (n=1009), FAMILY MEMBER/LOVED ONE (n=668), CAREGIVER (n=496))

Q1115 Have you ever discussed end of life care with your doctor?

BASE: TALKED TO DOCTOR ABOUT EOL CARE (HAVE/HAD CANCER (n=298), FAMILY MEMBER/LOVED ONE (n=142), CAREGIVER (n=191))

Q1120 Thinking back to the first time this was ever discussed, about how much time was spent talking to your doctor about end-of-life care?

BASE: TALKED TO DOCTOR ABOUT EOL CARE AND PROVIDED TIME ESTIMATE (HAVE/HAD CANCER (n=203), FAMILY MEMBER/LOVED ONE (n=35*), CAREGIVER (n=78*))

Q1130 Would you say that the [x] minutes you spent talking to your doctor about end-of-life care for the first time was too little, too much, or just the right amount of time?

BASE: TALKED TO DOCTOR ABOUT EOL CARE (HAVE/HAD CANCER (n=298), FAMILY MEMBER/LOVED ONE (n=142), CAREGIVER (n=191))

Q1135 Have you discussed end-of-life care with your doctor again since the initial conversation?



Research Methodology

Method statement *(to be included in all materials for public release)*

This survey was conducted online in the U.S. by The Harris Poll on behalf of ASCO between July 9 – August 10, 2019 among 4,001 US adults aged 18+ and an oversample of 814 adults 18+ with cancer for a total of 1,009 adults with cancer. For all US adults age 18+ figures for age by gender, education, region, household size, marital status and employment status were adjusted, as needed to population distributions from the US Census Bureau, separately for Hispanic, Black/African American (not Hispanic) and all other (not Hispanic). Then each race/ethnicity group then combined overall total based on their proportion within the US adult population. The adults age 18+ with cancer were weighted separately, as needed, using population distributions from the CDC's NHIS for those diagnosed with cancer, using the same demographic variables as above.

All sample surveys and polls, whether or not they use probability sampling, are subject to multiple sources of error which are most often not possible to quantify or estimate, including sampling error, coverage error, error associated with nonresponse, error associated with question wording and response options, and post-survey weighting and adjustments. Therefore, The Harris Poll avoids the words “margin of error” as they are misleading. All that can be calculated are different possible sampling errors with different probabilities for pure, unweighted, random samples with 100% response rates. These are only theoretical because no published polls come close to this ideal. Respondents for this survey were selected among those who have agreed to participate in online surveys. No estimates of theoretical sampling error can be calculated.