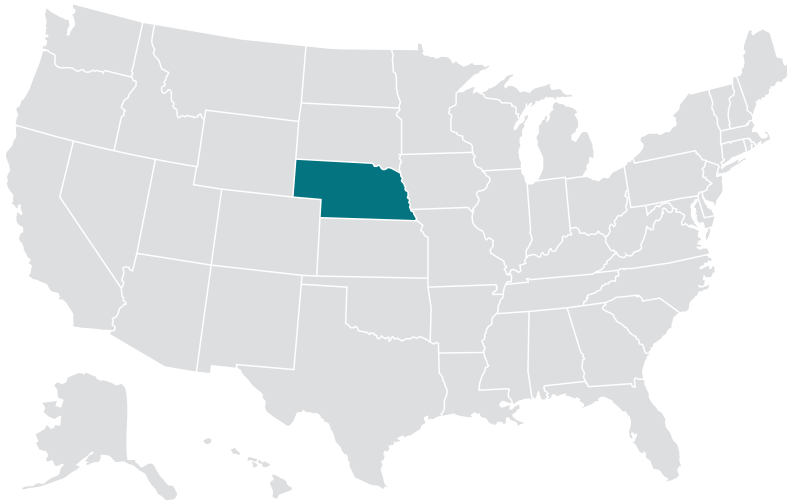


CANCER CARE IN NEBRASKA



ASCO Members: 195
ASCO State Affiliate Members: 96



Number of Oncology Practices: 15
Number of Oncologists: 147
*as of 2023

1,978,379 Total Population
5.8% Uninsured Rate
(37th Highest)
(Percent of Population and State Rank, 2021)

375,153 Medicaid & CHIP Beneficiaries
(September 2023)

376,955 Medicare Beneficiaries
(November 2023)

11,790 Cancer Cases Diagnosed
(Projected 2024)

100,170 Cancer Survivors
(Estimated 2023)

3,590 Cancer Deaths
(Projected 2024)

NIH Research Impact

6
NIH Funded Institutions
(2024)

\$19,468,256
Total NIH Grant Funding
(2024)

43
Research Projects Funded
(2024)

NIH Funding Improves Research Opportunity

1 NCI Designated Cancer Center
201 NCI supported clinical trials

NIH Funding Improves Economic Opportunity

NIH grants created and supported more than **2,725 jobs** in 2022 and generated **\$387 million** in new economic activity.

Sources

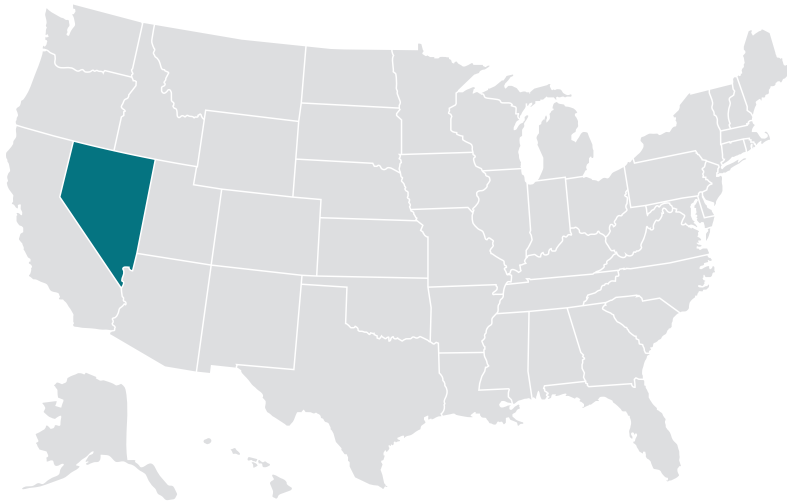
AMA Physician Masterfile, 2023
Enrollment Data Highlights
American Cancer Society Cancer Facts & Figures, 2024
Population, 2021
ASCO Workforce Information System
Census Bureau, 2023 Census Apportionment Results
CMS, Medicare Enrollment Dashboard, November 2023 FY2022

CMS Medicare Physician Compare, 2023 FY2022
Data.CMS.gov, Oncology Care Model
Data.Medicaid.gov, October 2023 Medicaid & CHIP Enrollment Data Highlights
Kaiser Family Foundation, Health Insurance Coverage of Total NCI National Designated Cancer Centers
NCI Supported Clinical Trials
NIH Awards by Location and Organization, U.S. FY 2024
United for Medical Research, State by State, U.S.

For more information visit asco.org or contact us at grassroots@asco.org



CANCER CARE IN NEVADA



ASCO Members: 108
ASCO State Affiliate Members: 243



Number of Oncology Practices: 13
Number of Oncologists: 119
**as of 2023*

3,194,176 Total Population
10.6% Uninsured Rate
(7th Highest)
(Percent of Population and State Rank, 2021)

887,504 Medicaid & CHIP Beneficiaries
(September 2023)

589,932 Medicare Beneficiaries
(November 2023)

18,250 Cancer Cases Diagnosed
(Projected 2024)

141,460 Cancer Survivors
(Estimated 2023)

5,440 Cancer Deaths
(Projected 2024)

NIH Research Impact

2
NIH Funded Institutions
(2024)

\$3,224,153
Total NIH Grant Funding
(2024)

9
Research Projects Funded
(2024)

NIH Funding Improves Research Opportunity

0 NCI Designated Cancer Center
128 NCI supported clinical trials

NIH Funding Improves Economic Opportunity

NIH grants created and supported more than **1,328 jobs** in 2022 and generated **\$214 million** in new economic activity.

Sources

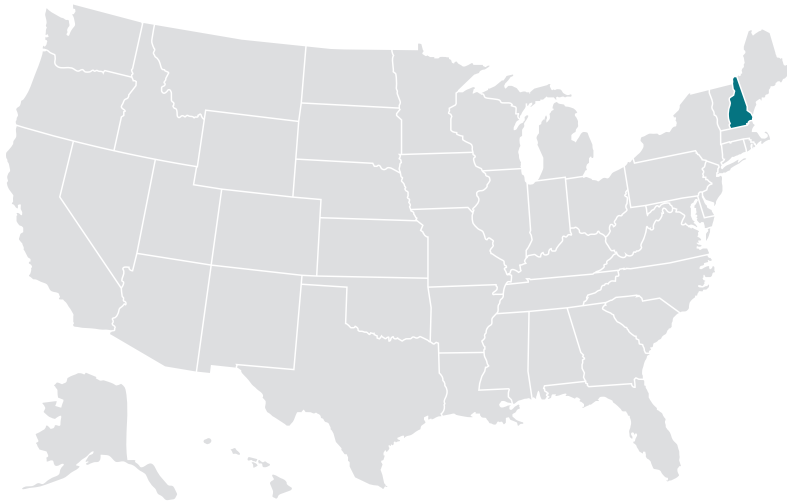
AMA Physician Masterfile, 2023
Enrollment Data Highlights
American Cancer Society Cancer Facts & Figures, 2024
Population, 2021
ASCO Workforce Information System
Census Bureau, 2023 Census Apportionment Results
CMS, Medicare Enrollment Dashboard, November 2023 FY2022

CMS Medicare Physician Compare, 2023
FY2022
Data.CMS.gov, Oncology Care Model
Data.Medicaid.gov, October 2023 Medicaid & CHIP Enrollment Data Highlights
Kaiser Family Foundation, Health Insurance Coverage of Total NCI National Designated Cancer Centers
NCI Supported Clinical Trials
NIH Awards by Location and Organization, U.S. FY 2024
United for Medical Research, State by State, U.S.

For more information visit asco.org or contact us at grassroots@asco.org



CANCER CARE IN NEW HAMPSHIRE



ASCO Members: 148
ASCO State Affiliate Members: 620



Number of Oncology Practices: 13
Number of Oncologists: 136
**as of 2023*

1,402,054 Total Population
5.3% Uninsured Rate
(41st Highest) (Percent of
Population and State
Rank, 2021)

**181,458 Medicaid & CHIP
Beneficiaries**
(September 2023)

**337,023 Medicare
Beneficiaries**
(November 2023)

**9,880 Cancer Cases
Diagnosed**
(Projected 2024)

87,680 Cancer Survivors
(Estimated 2023)

2,930 Cancer Deaths
(Projected 2024)

NIH Research Impact

6
NIH Funded Institutions
(2024)

\$15,523,851
Total NIH Grant Funding
(2024)

38
Research Projects Funded
(2024)

NIH Funding Improves Research Opportunity

1 NCI Designated Cancer Center
152 NCI supported clinical trials

NIH Funding Improves Economic Opportunity

NIH grants created and supported more than
1,666 jobs in 2022 and generated **\$306 million** in new economic activity.

Sources

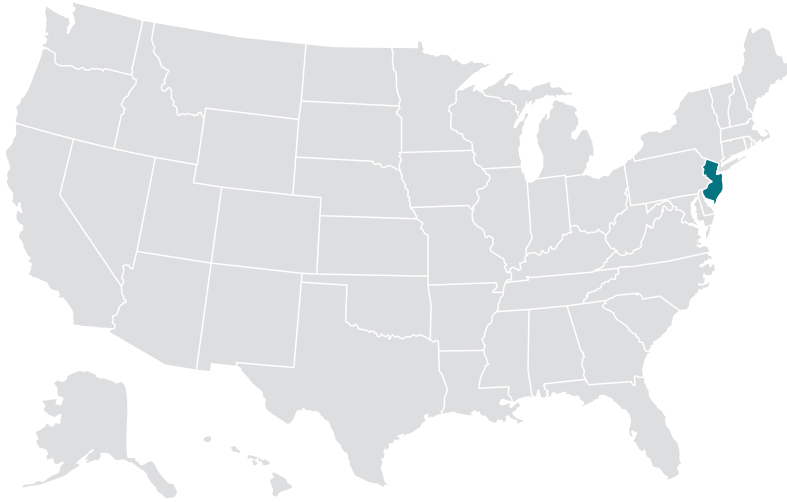
AMA Physician Masterfile, 2023
Enrollment Data Highlights
American Cancer Society Cancer Facts & Figures, 2024
Population, 2021
ASCO Workforce Information System
Census Bureau, 2023 Census Apportionment Results
CMS, Medicare Enrollment Dashboard, November
2023 FY2022

CMS Medicare Physician Compare, 2023
FY2022
Data.CMS.gov, Oncology Care Model
Data.Medicaid.gov, October 2023 Medicaid &
CHIP Enrollment Data Highlights
Kaiser Family Foundation, Health Insurance Coverage of Total
NCI National Designated Cancer Centers
NCI Supported Clinical Trials
NIH Awards by Location and Organization, U.S. FY 2024
United for Medical Research, State by State, U.S.

For more information visit asco.org or
contact us at grassroots@asco.org



CANCER CARE IN NEW JERSEY



ASCO Members: **1484**
ASCO State Affiliate Members: **67**



Number of Oncology Practices: **52**
Number of Oncologists: **743**
*as of 2023

9,290,841 Total Population
5.4% Uninsured Rate
(39th Highest) (Percent of
Population and State
Rank, 2021)

2,159,459 Medicaid & CHIP
Beneficiaries
(September 2023)

1,733,604 Medicare
Beneficiaries
(November 2023)

57,740 Cancer Cases
Diagnosed
(Projected 2024)

543,330 Cancer Survivors
(Estimated 2023)

15,110 Cancer Deaths
(Projected 2024)

NIH Research Impact

15
NIH Funded Institutions
(2024)

\$44,305,407
Total NIH Grant Funding
(2024)

123
Research Projects Funded
(2024)

NIH Funding Improves Research Opportunity

1 NCI Designated Cancer Center
669 NCI supported clinical trials

NIH Funding Improves Economic Opportunity

NIH grants created and supported more than
7,966 jobs in 2022 and generated **\$1.496 billion**
in new economic activity.

Sources

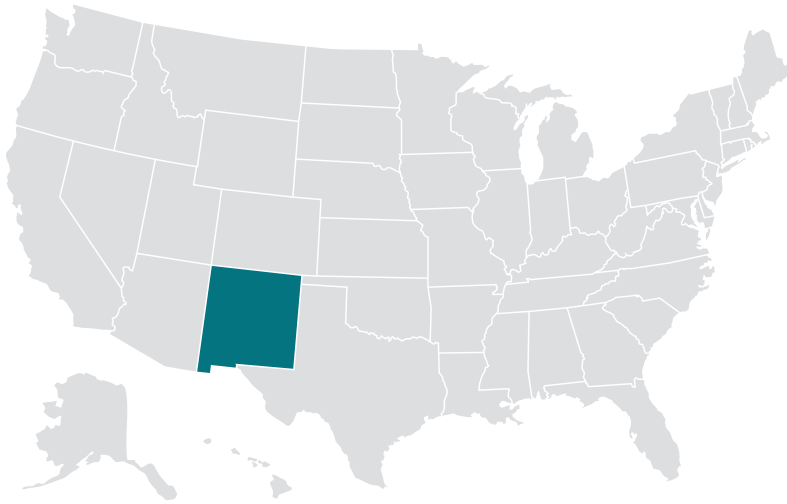
AMA Physician Masterfile, 2023
Enrollment Data Highlights
American Cancer Society Cancer Facts & Figures, 2024
Population, 2021
ASCO Workforce Information System
Census Bureau, 2023 Census Apportionment Results
CMS, Medicare Enrollment Dashboard, November
2023 FY2022

CMS Medicare Physician Compare, 2023
FY2022
Data.CMS.gov, Oncology Care Model
Data.Medicaid.gov, October 2023 Medicaid &
CHIP Enrollment Data Highlights
Kaiser Family Foundation, Health Insurance Coverage of Total
NCI National Designated Cancer Centers
NCI Supported Clinical Trials
NIH Awards by Location and Organization, U.S. FY 2024
United for Medical Research, State by State, U.S.

For more information visit asco.org or
contact us at grassroots@asco.org



CANCER CARE IN NEW MEXICO



ASCO Members: 121
ASCO State Affiliate Members: 126



Number of Oncology Practices: 16
Number of Oncologists: 118
**as of 2023*

2,114,371 Total Population
10.3% Uninsured Rate
(8th Highest)
(Percent of
Population and State
Rank, 2021)

**804,856 Medicaid & CHIP
Beneficiaries**
(September 2023)

**456,056 Medicare
Beneficiaries**
(November 2023)

**11,220 Cancer Cases
Diagnosed**
(Projected 2024)

93,890 Cancer Survivors
(Estimated 2023)

3,890 Cancer Deaths
(Projected 2024)

NIH Research Impact

5
NIH Funded Institutions
(2024)

\$10,803,652
Total NIH Grant Funding
(2024)

27
Research Projects Funded
(2024)

NIH Funding Improves Research Opportunity

1 NCI Designated Cancer Center
122 NCI supported clinical trials

NIH Funding Improves Economic Opportunity

NIH grants created and supported more than
1,928 jobs in 2022 and generated **\$301 million** in new economic activity.

Sources

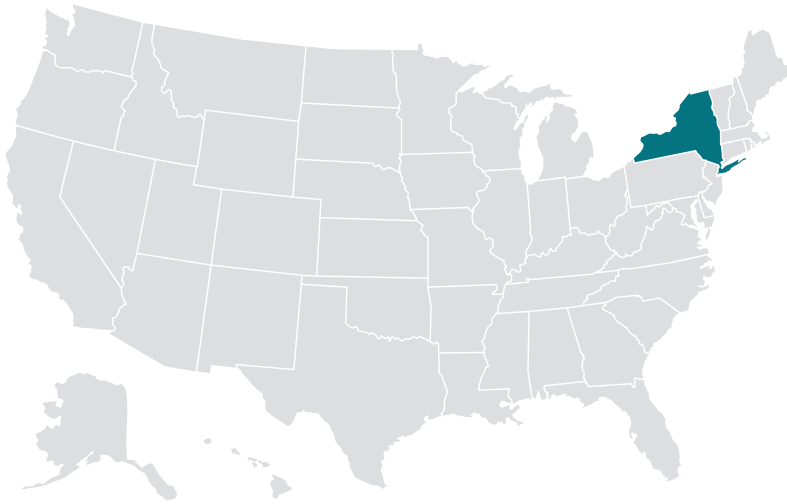
AMA Physician Masterfile, 2023
Enrollment Data Highlights
American Cancer Society Cancer Facts & Figures, 2024
Population, 2021
ASCO Workforce Information System
Census Bureau, 2023 Census Apportionment Results
CMS, Medicare Enrollment Dashboard, November
2023 FY2022

CMS Medicare Physician Compare, 2023
FY2022
Data.CMS.gov, Oncology Care Model
Data.Medicaid.gov, October 2023 Medicaid &
CHIP Enrollment Data Highlights
Kaiser Family Foundation, Health Insurance Coverage of Total
NCI National Designated Cancer Centers
NCI Supported Clinical Trials
NIH Awards by Location and Organization, U.S. FY 2024
United for Medical Research, State by State, U.S.

For more information visit asco.org or
contact us at grassroots@asco.org



CANCER CARE IN NEW YORK



ASCO Members: 2883
ASCO State Affiliate Members: 539



Number of Oncology Practices: 117
Number of Oncologists: 1916
*as of 2023

19,571,216 Total Population
5.9% Uninsured Rate
(34th Highest) (Percent of Population and State Rank, 2021)

7,338,416 Medicaid & CHIP Beneficiaries
(September 2023)

3,851,753 Medicare Beneficiaries
(November 2023)

122,990 Cancer Cases Diagnosed
(Projected 2024)

1,178,440 Cancer Survivors
(Estimated 2023)

30,990 Cancer Deaths
(Projected 2024)

NIH Research Impact

63
NIH Funded Institutions
(2024)

\$441,093,058
Total NIH Grant Funding
(2024)

992
Research Projects Funded
(2024)

NIH Funding Improves Research Opportunity
7 NCI Designated Cancer Center
1675 NCI supported clinical trials

NIH Funding Improves Economic Opportunity
NIH grants created and supported more than
42,843 jobs in 2022 and generated **\$8.525 billion** in new economic activity.

Sources

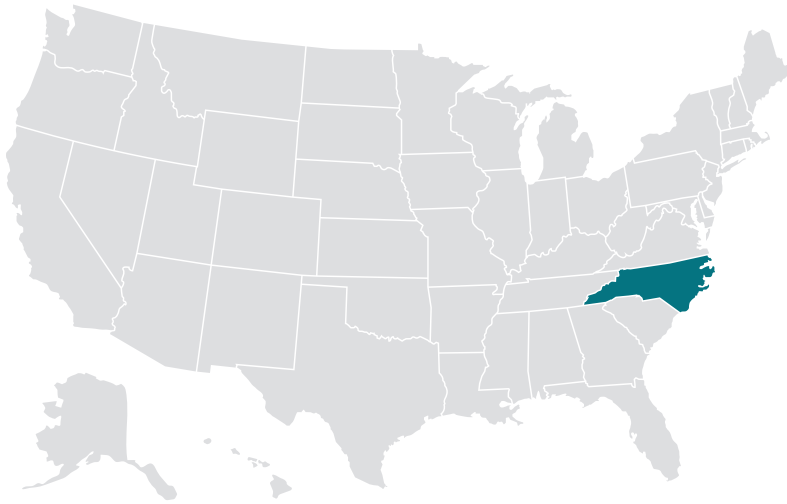
AMA Physician Masterfile, 2023
Enrollment Data Highlights
American Cancer Society Cancer Facts & Figures, 2024
Population, 2021
ASCO Workforce Information System
Census Bureau, 2023 Census Apportionment Results
CMS, Medicare Enrollment Dashboard, November 2023 FY2022

CMS Medicare Physician Compare, 2023 FY2022
Data.CMS.gov, Oncology Care Model
Data.Medicaid.gov, October 2023 Medicaid & CHIP Enrollment Data Highlights
Kaiser Family Foundation, Health Insurance Coverage of Total NCI National Designated Cancer Centers
NCI Supported Clinical Trials
NIH Awards by Location and Organization, U.S. FY 2024
United for Medical Research, State by State, U.S.

For more information visit asco.org or contact us at grassroots@asco.org



CANCER CARE IN NORTH CAROLINA



ASCO Members: 1,124
ASCO State Affiliate Members: 1,041



Number of Oncology Practices: 46
Number of Oncologists: 789
**as of 2023*

10,835,491 Total Population
8.2% Uninsured Rate
(17th Highest) (Percent of
Population and State
Rank, 2021)

**2,233,489 Medicaid & CHIP
Beneficiaries**
(September 2023)

**2,184,135 Medicare
Beneficiaries**
(November 2023)

**69,060 Cancer Cases
Diagnosed**
(Projected 2024)

548,100 Cancer Survivors
(Estimated 2023)

20,820 Cancer Deaths
(Projected 2024)

NIH Research Impact

18
NIH Funded Institutions
(2024)

\$522,720,827
Total NIH Grant Funding
(2024)

430
Research Projects Funded
(2024)

NIH Funding Improves Research Opportunity

3 NCI Designated Cancer Center
757 NCI supported clinical trials

NIH Funding Improves Economic Opportunity

NIH grants created and supported more than
34,473 jobs in 2022 and generated **\$5.27 billion** in new economic activity.

Sources

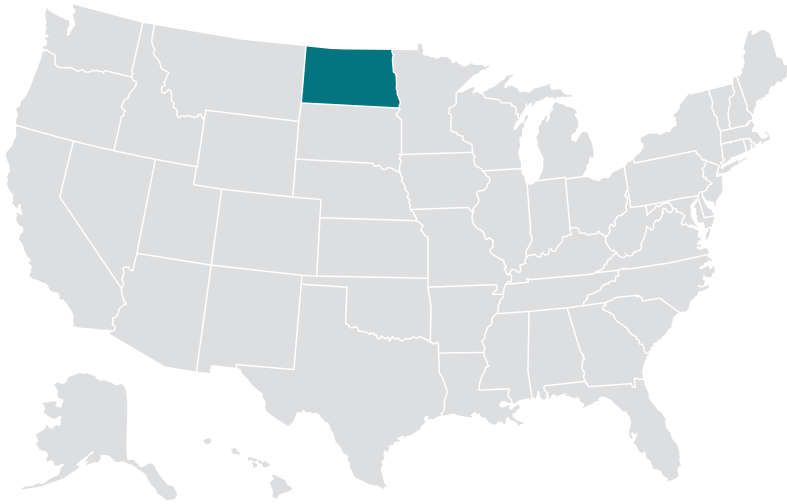
AMA Physician Masterfile, 2023
Enrollment Data Highlights
American Cancer Society Cancer Facts & Figures, 2024
Population, 2021
ASCO Workforce Information System
Census Bureau, 2023 Census Apportionment Results
CMS, Medicare Enrollment Dashboard, November
2023 FY2022

CMS Medicare Physician Compare, 2023
FY2022
Data.CMS.gov, Oncology Care Model
Data.Medicaid.gov, October 2023 Medicaid &
CHIP Enrollment Data Highlights
Kaiser Family Foundation, Health Insurance Coverage of Total
NCI National Designated Cancer Centers
NCI Supported Clinical Trials
NIH Awards by Location and Organization, U.S. FY 2024
United for Medical Research, State by State, U.S.

For more information visit asco.org or
contact us at grassroots@asco.org



CANCER CARE IN NORTH DAKOTA



ASCO Members: **40**



Number of Oncology Practices: **7**

Number of Oncologists: **69**

*as of 2023

783,926 Total Population
6.1% Uninsured Rate
(31st Highest) (Percent of
Population and State
Rank, 2021)

118,356 Medicaid & CHIP
Beneficiaries
(September 2023)

145,032 Medicare
Beneficiaries
(November 2023)

4,610 Cancer Cases
Diagnosed
(Projected 2024)

39,660 Cancer Survivors
(Estimated 2023)

1,320 Cancer Deaths
(Projected 2024)

NIH Research Impact

1
NIH Funded
Institutions (2024)

\$208,625
Total NIH Grant Funding
(2024)

2
Research Projects Funded
(2024)

NIH Funding Improves Research Opportunity

0 NCI Designated Cancer Center
145 NCI supported clinical trials

NIH Funding Improves Economic Opportunity

NIH grants created and supported more than
566 jobs in 2022 and generated **\$89 million**
in new economic activity.

Sources

AMA Physician Masterfile, 2023
Enrollment Data Highlights
American Cancer Society Cancer Facts & Figures, 2024
Population, 2021
ASCO Workforce Information System
Census Bureau, 2023 Census Apportionment Results
CMS, Medicare Enrollment Dashboard, November
2023 FY2022

CMS Medicare Physician Compare, 2023
FY2022
Data.CMS.gov, Oncology Care Model
Data.Medicaid.gov, October 2023 Medicaid &
CHIP Enrollment Data Highlights
Kaiser Family Foundation, Health Insurance Coverage of Total
NCI National Designated Cancer Centers
NCI Supported Clinical Trials
NIH Awards by Location and Organization, U.S. FY 2024
United for Medical Research, State by State, U.S.

For more information visit asco.org or
contact us at grassroots@asco.org



CANCER CARE IN OHIO



ASCO Members: 1,029
ASCO State Affiliate Members: 214



Number of Oncology Practices: 63
Number of Oncologists: 1006
**as of 2023*

11,785,935 Total Population
5.4% Uninsured Rate
(Percent of
Population and State
Rank, 2021)
(39th Highest)

**3,152,322 Medicaid & CHIP
Beneficiaries**
(September 2023)

**76,280 Cancer Cases
Diagnosed**
(Projected 2024)

**2,495,858 Medicare
Beneficiaries**
(November 2023)

638,290 Cancer Survivors
(Estimated 2023)

24,810 Cancer Deaths
(Projected 2024)

NIH Research Impact

18
NIH Funded Institutions
(2024)

\$153,242,464
Total NIH Grant Funding
(2024)

363
Research Projects Funded
(2024)

NIH Funding Improves Research Opportunity

2 NCI Designated Cancer Center
1025 NCI supported clinical trials

NIH Funding Improves Economic Opportunity

NIH grants created and supported more than
16,063 jobs in 2022 and generated **\$2.624 billion** in new economic activity.

Sources

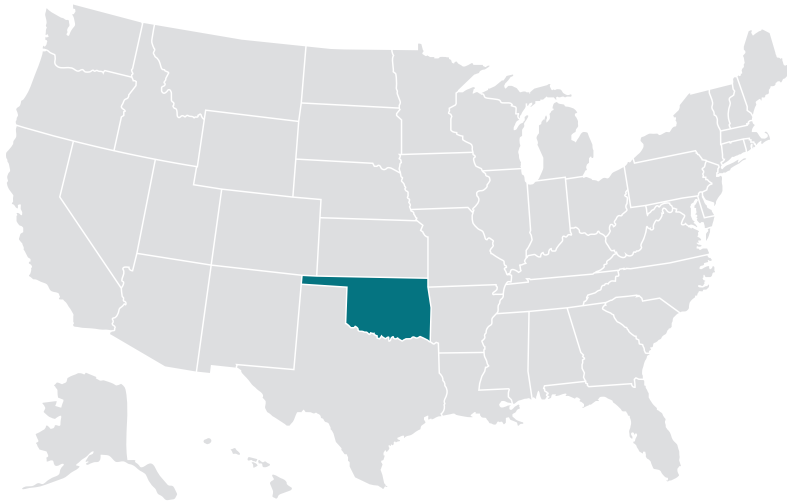
AMA Physician Masterfile, 2023
Enrollment Data Highlights
American Cancer Society Cancer Facts & Figures, 2024
Population, 2021
ASCO Workforce Information System
Census Bureau, 2023 Census Apportionment Results
CMS, Medicare Enrollment Dashboard, November
2023 FY2022

CMS Medicare Physician Compare, 2023
FY2022
Data.CMS.gov, Oncology Care Model
Data.Medicaid.gov, October 2023 Medicaid &
CHIP Enrollment Data Highlights
Kaiser Family Foundation, Health Insurance Coverage of Total
NCI National Designated Cancer Centers
NCI Supported Clinical Trials
NIH Awards by Location and Organization, U.S. FY 2024
United for Medical Research, State by State, U.S.

For more information visit asco.org or
contact us at grassroots@asco.org



CANCER CARE IN OKLAHOMA



ASCO Members: **115**
ASCO State Affiliate Members: **101**



Number of Oncology Practices: **17**
Number of Oncologists: **180**
*as of 2023

4,053,824 Total Population
13.8% Uninsured Rate
(3rd Highest)
(Percent of Population and State Rank, 2021)

1,087,062 Medicaid & CHIP Beneficiaries
(September 2023)
792,784 Medicare Beneficiaries
(November 2023)

24,450 Cancer Cases Diagnosed
(Projected 2024)

184,790 Cancer Survivors
(Estimated 2023)

8,650 Cancer Deaths
(Projected 2024)

NIH Research Impact

5
NIH Funded Institutions
(2024)

\$22,848,462
Total NIH Grant Funding
(2024)

48
Research Projects Funded
(2024)

NIH Funding Improves Research Opportunity

1 NCI Designated Cancer Center
377 NCI supported clinical trials

NIH Funding Improves Economic Opportunity

NIH grants created and supported more than **3,072 jobs** in 2022 and generated **\$423 million** in new economic activity.

Sources

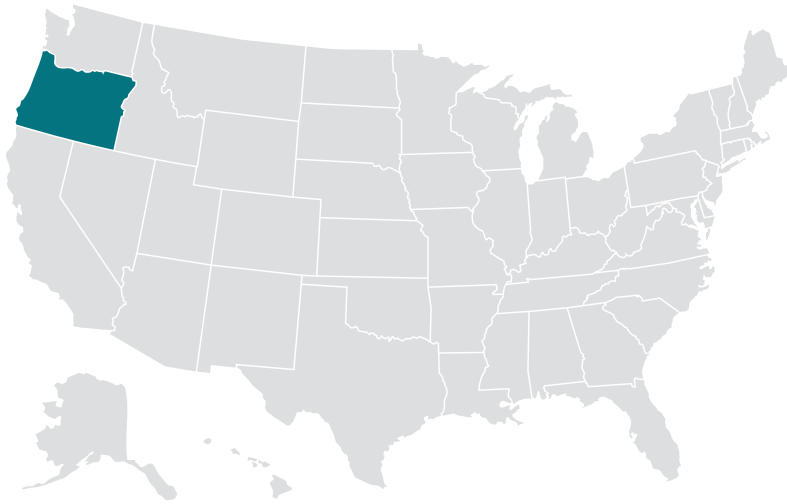
AMA Physician Masterfile, 2023
Enrollment Data Highlights
American Cancer Society Cancer Facts & Figures, 2024
Population, 2021
ASCO Workforce Information System
Census Bureau, 2023 Census Apportionment Results
CMS, Medicare Enrollment Dashboard, November 2023 FY2022

CMS Medicare Physician Compare, 2023 FY2022
Data.CMS.gov, Oncology Care Model
Data.Medicaid.gov, October 2023 Medicaid & CHIP Enrollment Data Highlights
Kaiser Family Foundation, Health Insurance Coverage of Total NCI National Designated Cancer Centers
NCI Supported Clinical Trials
NIH Awards by Location and Organization, U.S. FY 2024
United for Medical Research, State by State, U.S.

For more information visit asco.org or contact us at grassroots@asco.org



CANCER CARE IN OREGON



ASCO Members: **309**



Number of Oncology Practices: **25**

Number of Oncologists: **343**

*as of 2023

4,233,358 Total Population

6.1% Uninsured Rate
(31st
Highest)
(Percent of
Population and State
Rank, 2021)

1,452,336 Medicaid & CHIP
Beneficiaries
(September 2023)

932,131 Medicare
Beneficiaries
(November 2023)

26,200 Cancer Cases
Diagnosed
(Projected 2024)

222,810 Cancer Survivors
(Estimated 2023)

8,670 Cancer Deaths
(Projected 2024)

NIH Research Impact

14
NIH Funded Institutions
(2024)

\$46,806,598
Total NIH Grant Funding
(2024)

116
Research Projects Funded
(2024)

NIH Funding Improves Research Opportunity

1 NCI Designated Cancer Center
381 NCI supported clinical trials

NIH Funding Improves Economic Opportunity

NIH grants created and supported more than
6,716 jobs in 2022 and generated **\$989**
million in new economic activity.

Sources

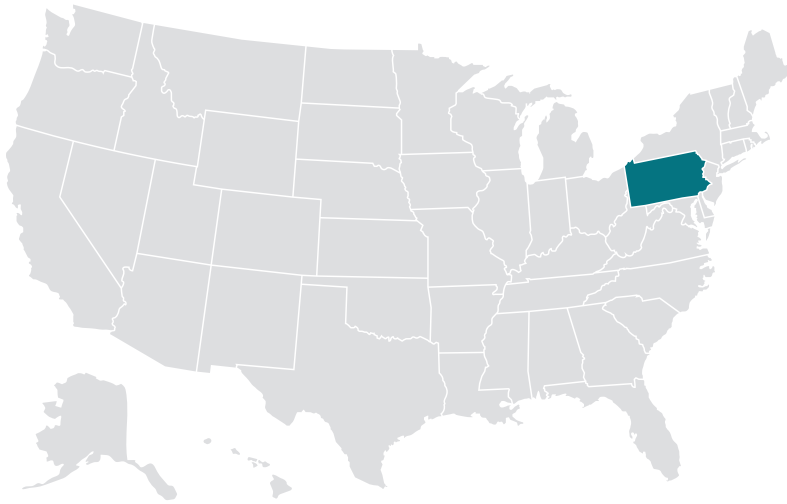
AMA Physician Masterfile, 2023
Enrollment Data Highlights
American Cancer Society Cancer Facts & Figures, 2024
Population, 2021
ASCO Workforce Information System
Census Bureau, 2023 Census Apportionment Results
CMS, Medicare Enrollment Dashboard, November
2023 FY2022

CMS Medicare Physician Compare, 2023
FY2022
Data.CMS.gov, Oncology Care Model
Data.Medicaid.gov, October 2023 Medicaid &
CHIP Enrollment Data Highlights
Kaiser Family Foundation, Health Insurance Coverage of Total
NCI National Designated Cancer Centers
NCI Supported Clinical Trials
NIH Awards by Location and Organization, U.S. FY 2024
United for Medical Research, State by State, U.S.

For more information visit asco.org or
contact us at grassroots@asco.org



CANCER CARE IN PENNSYLVANIA



ASCO Members: 1,933
ASCO State Affiliate Members: 215



Number of Oncology Practices: 57
Number of Oncologists: 1,184
**as of 2023*

12,961,683 Total Population
5.9% Uninsured Rate
(35th Highest)
(Percent of
Population and State
Rank, 2021)

**3,450,273 Medicaid & CHIP
Beneficiaries**
(September 2023)

**2,906,216 Medicare
Beneficiaries**
(November 2023)

**89,410 Cancer Cases
Diagnosed**
(Projected 2024)

801,160 Cancer Survivors
(Estimated 2023)

27,570 Cancer Deaths
(Projected 2024)

NIH Research Impact

23
NIH Funded Institutions
(2024)

\$272,338,254
Total NIH Grant Funding
(2024)

638
Research Projects Funded
(2024)

NIH Funding Improves Research Opportunity

5 NCI Designated Cancer Center
1087 NCI supported clinical trials

NIH Funding Improves Economic Opportunity

NIH grants created and supported more than
30,520 jobs in 2022 and generated **\$5.577 billion** in new economic activity.

Sources

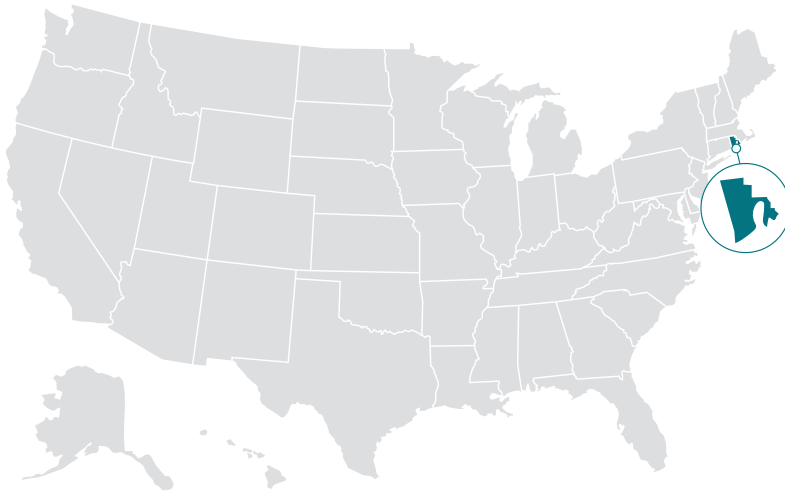
AMA Physician Masterfile, 2023
Enrollment Data Highlights
American Cancer Society Cancer Facts & Figures, 2024
Population, 2021
ASCO Workforce Information System
Census Bureau, 2023 Census Apportionment Results
CMS, Medicare Enrollment Dashboard, November
2023 FY2022

CMS Medicare Physician Compare, 2023
FY2022
Data.CMS.gov, Oncology Care Model
Data.Medicaid.gov, October 2023 Medicaid &
CHIP Enrollment Data Highlights
Kaiser Family Foundation, Health Insurance Coverage of Total
NCI National Designated Cancer Centers
NCI Supported Clinical Trials
NIH Awards by Location and Organization, U.S. FY 2024
United for Medical Research, State by State, U.S.

For more information visit asco.org or
contact us at grassroots@asco.org



CANCER CARE IN RHODE ISLAND



ASCO Members: **149**



Number of Oncology Practices: **7**

Number of Oncologists: **102**

*as of 2023

1,095,962 Total Population
3.1% Uninsured Rate
(48th Highest)
(Percent of
Population and State
Rank, 2021)

362,020 Medicaid & CHIP
Beneficiaries
(September 2023)

239,132 Medicare
Beneficiaries
(November 2023)

7,210 Cancer Cases
Diagnosed
(Projected 2024)

65,630 Cancer Survivors
(Estimated 2023)

2,090 Cancer Deaths
(Projected 2024)

NIH Research Impact

7
NIH Funded Institutions
(2024)

\$20,222,901
Total NIH Grant Funding
(2024)

65
Research Projects Funded
(2024)

NIH Funding Improves Research Opportunity

0 NCI Designated Cancer Center
115 NCI supported clinical trials

NIH Funding Improves Economic Opportunity

NIH grants created and supported more than
3,044 jobs in 2022 and generated **\$506 million** in new economic activity.

Sources

AMA Physician Masterfile, 2023
Enrollment Data Highlights
American Cancer Society Cancer Facts & Figures, 2024
Population, 2021
ASCO Workforce Information System
Census Bureau, 2023 Census Apportionment Results
CMS, Medicare Enrollment Dashboard, November
2023 FY2022

CMS Medicare Physician Compare, 2023
FY2022
Data.CMS.gov, Oncology Care Model
Data.Medicaid.gov, October 2023 Medicaid &
CHIP Enrollment Data Highlights
Kaiser Family Foundation, Health Insurance Coverage of Total
NCI National Designated Cancer Centers
NCI Supported Clinical Trials
NIH Awards by Location and Organization, U.S. FY 2024
United for Medical Research, State by State, U.S.

For more information visit asco.org or
contact us at grassroots@asco.org

