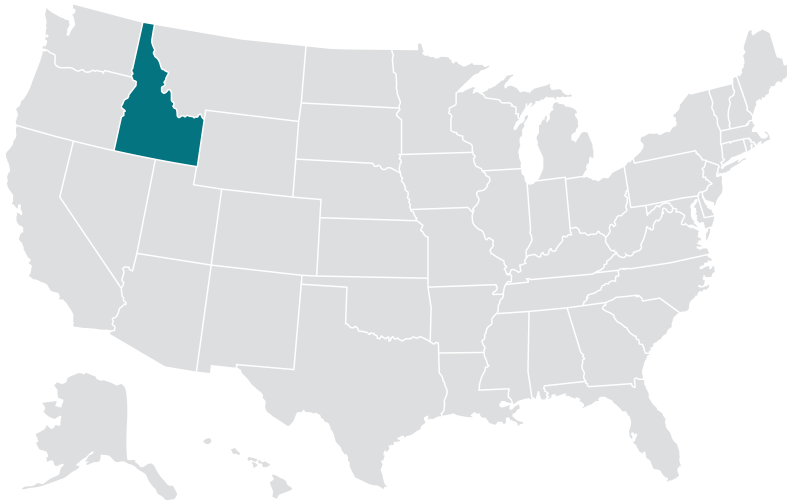


CANCER CARE IN IDAHO



ASCO Members: **62**
ASCO State Affiliate Members: **368**



Number of Oncology Practices: **14**
Number of Oncologists: **93**
*as of 2023

1,964,726 Total Population
9.5% Uninsured Rate
(11th Highest) (Percent of Population and State Rank, 2021)

315,630 Medicaid & CHIP Beneficiaries
(September 2023)

384,499 Medicare Beneficiaries
(November 2023)

11,120 Cancer Cases Diagnosed
(Projected 2024)

82,950 Cancer Survivors
(Estimated 2023)

3,200 Cancer Deaths
(Projected 2024)

NIH Research Impact

3
NIH Funded Institutions
(2024)

\$937,756
Total NIH Grant Funding
(2024)

3
Research Projects Funded
(2024)

NIH Funding Improves Research Opportunity

0 NCI Designated Cancer Center
155 NCI supported clinical trials

NIH Funding Improves Economic Opportunity

NIH grants created and supported more than **610 jobs** in 2022 and generated **\$95 million** in new economic activity.

Sources

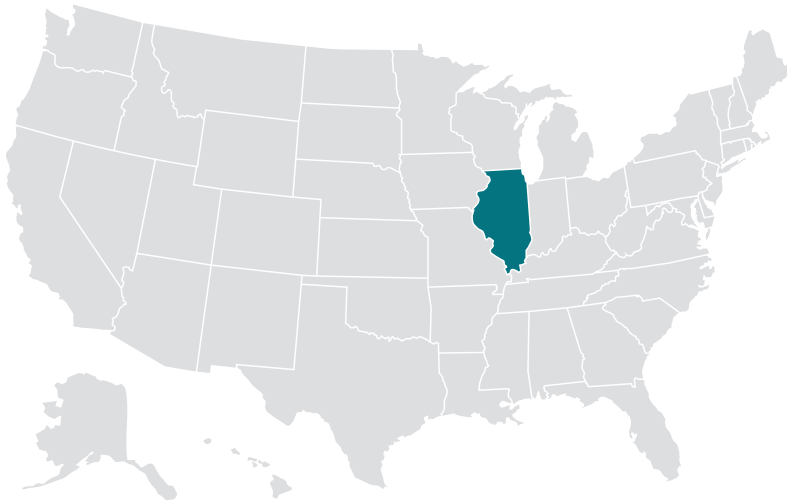
AMA Physician Masterfile, 2023
Enrollment Data Highlights
American Cancer Society Cancer Facts & Figures, 2024
Population, 2021
ASCO Workforce Information System
Census Bureau, 2023 Census Apportionment Results
CMS, Medicare Enrollment Dashboard, November 2023 FY2022

CMS Medicare Physician Compare, 2023 FY2022
Data.CMS.gov, Oncology Care Model
Data.Medicaid.gov, October 2023 Medicaid & CHIP Enrollment Data Highlights
Kaiser Family Foundation, Health Insurance Coverage of Total NCI National Designated Cancer Centers
NCI Supported Clinical Trials
NIH Awards by Location and Organization, U.S. FY 2024
United for Medical Research, State by State, U.S.

For more information visit asco.org or contact us at grassroots@asco.org



CANCER CARE IN ILLINOIS



ASCO Members: 1,362
ASCO State Affiliate Members: 666



Number of Oncology Practices: 69
Number of Oncologists: 926
**as of 2023*

12,549,689 Total Population
6.6% Uninsured Rate
(27th Highest) (Percent of Population
and State Rank, 2021)

**3,725,047 Medicaid & CHIP
Beneficiaries**
(September 2023)

**2,371,409 Medicare
Beneficiaries**
(November 2023)

**78,200 Cancer Cases
Diagnosed**
(Projected 2024)

698,090 Cancer Survivors
(Estimated 2023)

23,280 Cancer Deaths
(Projected 2024)

NIH Research Impact

18
NIH Funded Institutions
(2024)

\$145,873,506
Total NIH Grant Funding
(2024)

339
Research Projects Funded
(2024)

NIH Funding Improves Research Opportunity
2 NCI Designated Cancer Center
683 NCI supported clinical trials

NIH Funding Improves Economic Opportunity
NIH grants created and supported more than
20,973 jobs in 2022 and generated **\$3.61 billion**
in new economic activity.

Sources

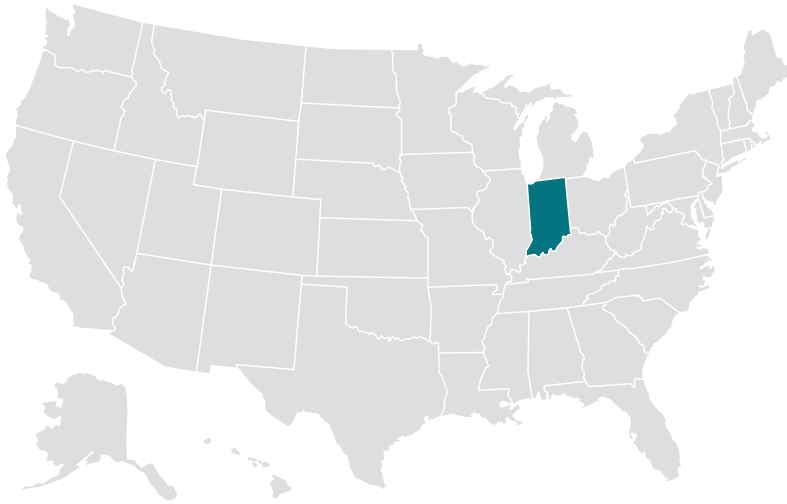
AMA Physician Masterfile, 2023
Enrollment Data Highlights
American Cancer Society Cancer Facts & Figures, 2024
Population, 2021
ASCO Workforce Information System
Census Bureau, 2023 Census Apportionment Results
CMS, Medicare Enrollment Dashboard, November
2023 FY2022

CMS Medicare Physician Compare, 2023
FY2022
Data.CMS.gov, Oncology Care Model
Data.Medicaid.gov, October 2023 Medicaid &
CHIP Enrollment Data Highlights
Kaiser Family Foundation, Health Insurance Coverage of Total
NCI National Designated Cancer Centers
NCI Supported Clinical Trials
NIH Awards by Location and Organization, U.S. FY 2024
United for Medical Research, State by State, U.S.

For more information visit asco.org or
contact us at grassroots@asco.org



CANCER CARE IN INDIANA



ASCO Members: 413
ASCO State Affiliate Members: 406



Number of Oncology Practices: 57
Number of Oncologists: 452
*as of 2023

6,862,199 Total Population
5.2% Uninsured Rate
(42nd Highest) (Percent of Population and State Rank, 2021)

1,882,610 Medicaid & CHIP Beneficiaries
(September 2023)

42,710 Cancer Cases Diagnosed
(Projected 2024)

1,353,174 Medicare Beneficiaries
(November 2023)

366,490 Cancer Survivors
(Estimated 2023)

14,280 Cancer Deaths
(Projected 2024)

NIH Research Impact

6
NIH Funded Institutions
(2024)

\$49,423,763
Total NIH Grant Funding
(2024)

120
Research Projects Funded
(2024)

NIH Funding Improves Research Opportunity
2 NCI Designated Cancer Center
265 NCI supported clinical trials

NIH Funding Improves Economic Opportunity
NIH grants created and supported more than
6,594 jobs in 2022 and generated **\$1.02 billion**
in new economic activity.

Sources

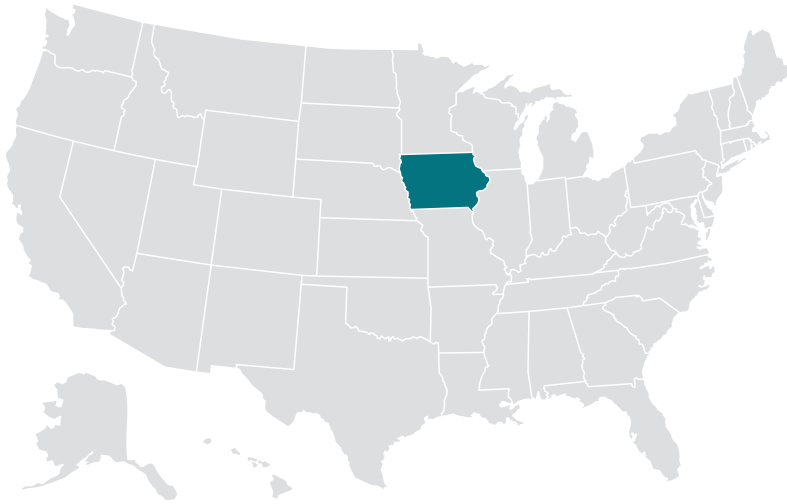
AMA Physician Masterfile, 2023
Enrollment Data Highlights
American Cancer Society Cancer Facts & Figures, 2024
Population, 2021
ASCO Workforce Information System
Census Bureau, 2023 Census Apportionment Results
CMS, Medicare Enrollment Dashboard, November
2023 FY2022

CMS Medicare Physician Compare, 2023
FY2022
Data.CMS.gov, Oncology Care Model
Data.Medicaid.gov, October 2023 Medicaid &
CHIP Enrollment Data Highlights
Kaiser Family Foundation, Health Insurance Coverage of Total
NCI National Designated Cancer Centers
NCI Supported Clinical Trials
NIH Awards by Location and Organization, U.S. FY 2024
United for Medical Research, State by State, U.S.

For more information visit asco.org or
contact us at grassroots@asco.org



CANCER CARE IN IOWA



ASCO Members: **179**
ASCO State Affiliate Members: **89**



Number of Oncology Practices: **37**
Number of Oncologists: **206**
*as of 2023

3,207,004 Total Population
6.8% Uninsured Rate
(25th Highest) (Percent of Population
and State Rank, 2021)

727,959 Medicaid & CHIP
Beneficiaries
(September 2023)

674,375 Medicare
Beneficiaries
(November 2023)

20,930 Cancer Cases
Diagnosed
(Projected 2024)

179,600 Cancer Survivors
(Estimated 2023)

6,250 Cancer Deaths
(Projected 2024)

NIH Research Impact

2
NIH Funded
Institutions (2024)

\$38,930,064
Total NIH Grant Funding
(2024)

90
Research Projects Funded
(2024)

NIH Funding Improves Research Opportunity

1 NCI Designated Cancer Center
364 NCI supported clinical trials

NIH Funding Improves Economic Opportunity

NIH grants created and supported more than
3,559 jobs in 2022 and generated **\$520 million**
in new economic activity.

Sources

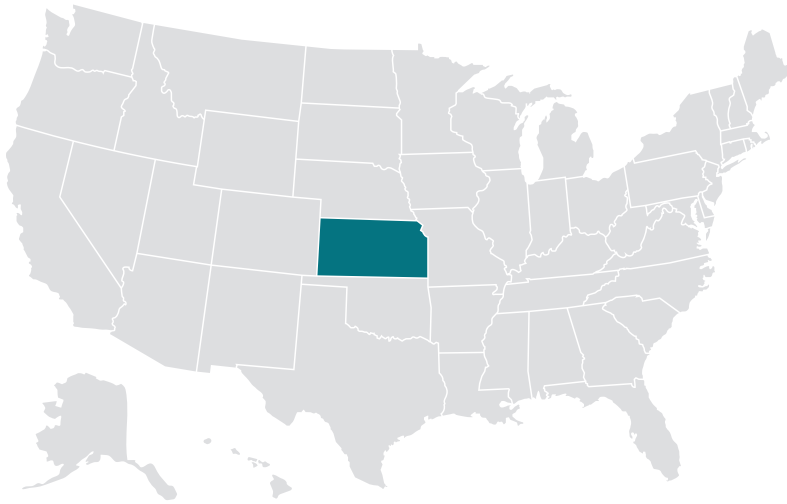
AMA Physician Masterfile, 2023
Enrollment Data Highlights
American Cancer Society Cancer Facts & Figures, 2024
Population, 2021
ASCO Workforce Information System
Census Bureau, 2023 Census Apportionment Results
CMS, Medicare Enrollment Dashboard, November
2023 FY2022

CMS Medicare Physician Compare, 2023
FY2022
Data.CMS.gov, Oncology Care Model
Data.Medicaid.gov, October 2023 Medicaid &
CHIP Enrollment Data Highlights
Kaiser Family Foundation, Health Insurance Coverage of Total
NCI National Designated Cancer Centers
NCI Supported Clinical Trials
NIH Awards by Location and Organization, U.S. FY 2024
United for Medical Research, State by State, U.S.

For more information visit asco.org or
contact us at grassroots@asco.org



CANCER CARE IN KANSAS



ASCO Members: 220
ASCO State Affiliate Members: 506



Number of Oncology Practices: 24
Number of Oncologists: 203
*as of 2023

2,940,546 Total Population
8.1% Uninsured Rate
(18th Highest) (Percent of Population and State Rank, 2021)

464,948 Medicaid & CHIP Beneficiaries
(September 2023)

579,796 Medicare Beneficiaries
(November 2023)

16,640 Cancer Cases Diagnosed
(Projected 2024)

160,380 Cancer Survivors
(Estimated 2023)

5,660 Cancer Deaths
(Projected 2024)

NIH Research Impact

3
NIH Funded Institutions
(2024)

\$12,227,656
Total NIH Grant Funding
(2024)

36
Research Projects Funded
(2024)

NIH Funding Improves Research Opportunity

1 NCI Designated Cancer Center
296 NCI supported clinical trials

NIH Funding Improves Economic Opportunity

NIH grants created and supported more than **2,310 jobs** in 2022 and generated **\$379 million** in new economic activity.

Sources

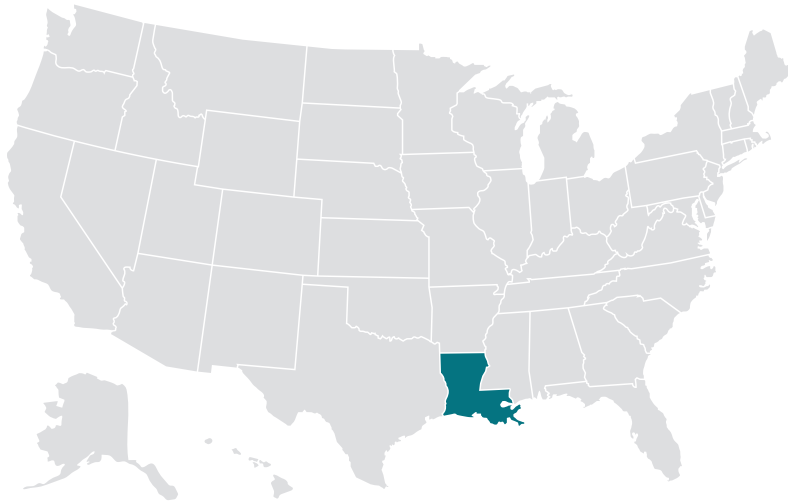
AMA Physician Masterfile, 2023
Enrollment Data Highlights
American Cancer Society Cancer Facts & Figures, 2024
Population, 2021
ASCO Workforce Information System
Census Bureau, 2023 Census Apportionment Results
CMS, Medicare Enrollment Dashboard, November 2023 FY2022

CMS Medicare Physician Compare, 2023
FY2022
Data.CMS.gov, Oncology Care Model
Data.Medicaid.gov, October 2023 Medicaid &
CHIP Enrollment Data Highlights
Kaiser Family Foundation, Health Insurance Coverage of Total
NCI National Designated Cancer Centers
NCI Supported Clinical Trials
NIH Awards by Location and Organization, U.S. FY 2024
United for Medical Research, State by State, U.S.

For more information visit asco.org or
contact us at grassroots@asco.org



CANCER CARE IN LOUISIANA



ASCO Members: 256
ASCO State Affiliate Members: 440



Number of Oncology Practices: 38
Number of Oncologists: 274
*as of 2023

4,573,749 Total Population
8.5% Uninsured Rate
(14th Highest) (Percent of Population and State Rank, 2021)

1,789,466 Medicaid & CHIP Beneficiaries
(September 2023)

926,354 Medicare Beneficiaries
(November 2023)

29,400 Cancer Cases Diagnosed
(Projected 2024)

239,980 Cancer Survivors
(Estimated 2023)

8,970 Cancer Deaths
(Projected 2024)

NIH Research Impact

7
NIH Funded Institutions
(2024)

\$26,997,123
Total NIH Grant Funding
(2024)

55
Research Projects Funded
(2024)

NIH Funding Improves Research Opportunity

0 NCI Designated Cancer Center
138 NCI supported clinical trials

NIH Funding Improves Economic Opportunity

NIH grants created and supported more than **4,487 jobs** in 2022 and generated **\$631 million** in new economic activity.

Sources

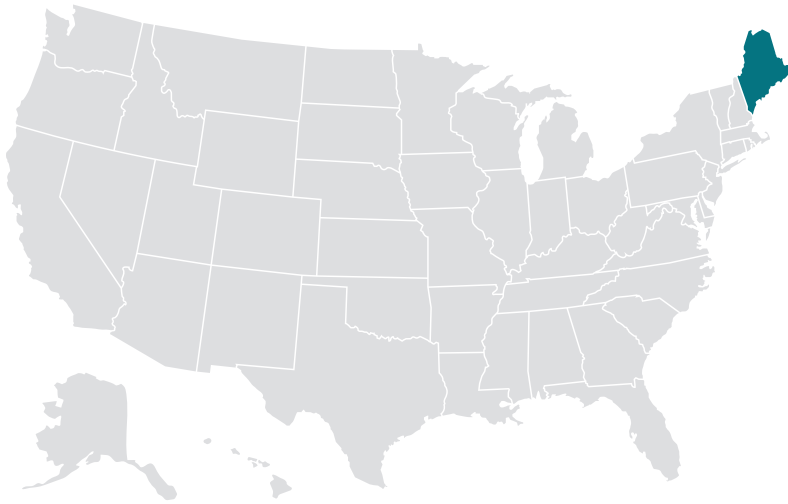
AMA Physician Masterfile, 2023
Enrollment Data Highlights
American Cancer Society Cancer Facts & Figures, 2024
Population, 2021
ASCO Workforce Information System
Census Bureau, 2023 Census Apportionment Results
CMS, Medicare Enrollment Dashboard, November 2023 FY2022

CMS Medicare Physician Compare, 2023 FY2022
Data.CMS.gov, Oncology Care Model
Data.Medicaid.gov, October 2023 Medicaid & CHIP Enrollment Data Highlights
Kaiser Family Foundation, Health Insurance Coverage of Total NCI National Designated Cancer Centers
NCI Supported Clinical Trials
NIH Awards by Location and Organization, U.S. FY 2024
United for Medical Research, State by State, U.S.

For more information visit asco.org or contact us at grassroots@asco.org



CANCER CARE IN MAINE



ASCO Members: 95
ASCO State Affiliate Members: 620



Number of Oncology Practices: 13
Number of Oncologists: 113
*as of 2023

1,395,722 Total Population
3.7% Uninsured Rate
(46th Highest) (Percent of Population and State Rank, 2021)

370,638 Medicaid & CHIP Beneficiaries
(September 2023)

372,467 Medicare Beneficiaries
(November 2023)

10,700 Cancer Cases Diagnosed
(Projected 2024)

88,030 Cancer Survivors
(Estimated 2023)

3,510 Cancer Deaths
(Projected 2024)

NIH Research Impact

5
NIH Funded Institutions
(2024)

\$19,708,470
Total NIH Grant Funding
(2024)

29
Research Projects Funded
(2024)

NIH Funding Improves Research Opportunity

1 NCI Designated Cancer Center
109 NCI supported clinical trials

NIH Funding Improves Economic Opportunity

NIH grants created and supported more than **1,950 jobs** in 2022 and generated **\$264 million** in new economic activity.

Sources

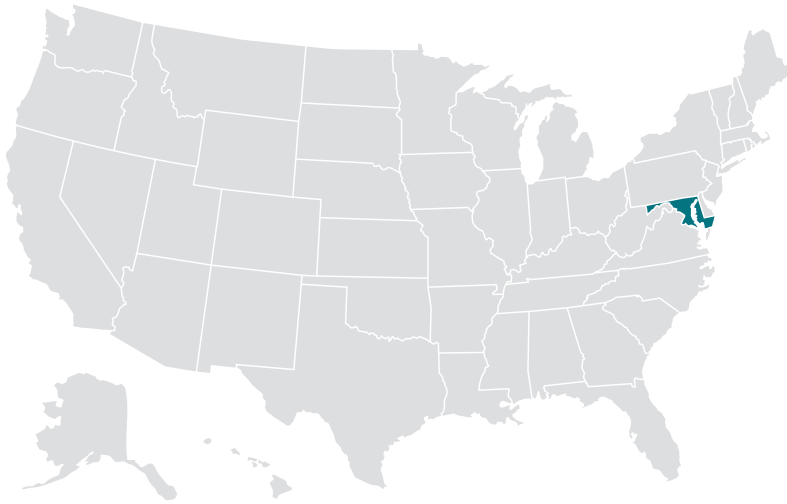
AMA Physician Masterfile, 2023
Enrollment Data Highlights
American Cancer Society Cancer Facts & Figures, 2024
Population, 2021
ASCO Workforce Information System
Census Bureau, 2023 Census Apportionment Results
CMS, Medicare Enrollment Dashboard, November 2023 FY2022

CMS Medicare Physician Compare, 2023
FY2022
Data.CMS.gov, Oncology Care Model
Data.Medicaid.gov, October 2023 Medicaid &
CHIP Enrollment Data Highlights
Kaiser Family Foundation, Health Insurance Coverage of Total
NCI National Designated Cancer Centers
NCI Supported Clinical Trials
NIH Awards by Location and Organization, U.S. FY 2024
United for Medical Research, State by State, U.S.

For more information visit asco.org or
contact us at grassroots@asco.org



CANCER CARE IN MARYLAND



ASCO Members: 1,055
ASCO State Affiliate Members: 1,364



Number of Oncology Practices: 36
Number of Oncologists: 546
**as of 2023*

6,180,253 Total Population
6.5% Uninsured Rate
(29th Highest) (Percent of Population
and State Rank, 2021)

**1,671,274 Medicaid & CHIP
Beneficiaries**
(September 2023)

**1,126,224 Medicare
Beneficiaries**
(November 2023)

**36,410 Cancer Cases
Diagnosed**
(Projected 2024)

275,420 Cancer Survivors
(Estimated 2023)

10,310 Cancer Deaths
(Projected 2024)

NIH Research Impact

21
NIH Funded Institutions
(2024)

\$161,113,143
Total NIH Grant Funding
(2024)

363
Research Projects Funded
(2024)

NIH Funding Improves Research Opportunity
2 NCI Designated Cancer Center
784 NCI supported clinical trials

NIH Funding Improves Economic Opportunity
NIH grants created and supported more than
30,932 jobs in 2022 and generated **\$5.56 billion**
in new economic activity.

Sources

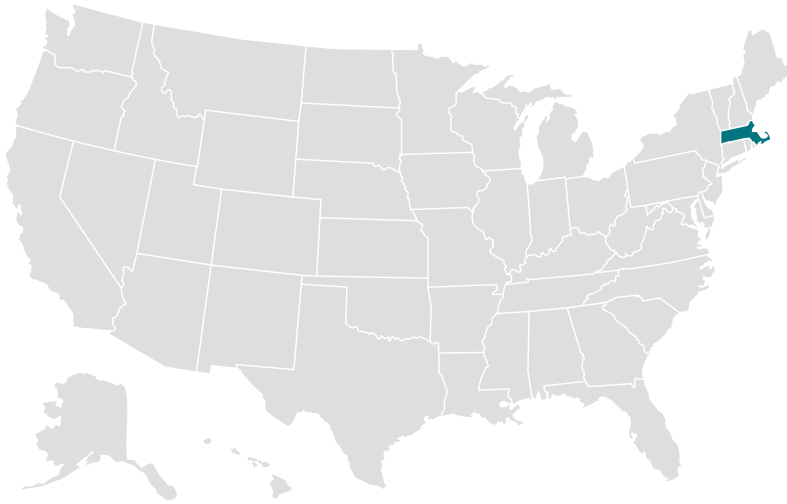
AMA Physician Masterfile, 2023
Enrollment Data Highlights
American Cancer Society Cancer Facts & Figures, 2024
Population, 2021
ASCO Workforce Information System
Census Bureau, 2023 Census Apportionment Results
CMS, Medicare Enrollment Dashboard, November
2023 FY2022

CMS Medicare Physician Compare, 2023
FY2022
Data.CMS.gov, Oncology Care Model
Data.Medicaid.gov, October 2023 Medicaid &
CHIP Enrollment Data Highlights
Kaiser Family Foundation, Health Insurance Coverage of Total
NCI National Designated Cancer Centers
NCI Supported Clinical Trials
NIH Awards by Location and Organization, U.S. FY 2024
United for Medical Research, State by State, U.S.

For more information visit asco.org or
contact us at grassroots@asco.org



CANCER CARE IN MASSACHUSETTS



ASCO Members: 1,892
ASCO State Affiliate Members: 621



Number of Oncology Practices: 43
Number of Oncologists: 985
*as of 2023

7,001,399 Total Population
3.0% Uninsured Rate
(49th Highest) (Percent of Population and State Rank, 2021)

1,912,094 Medicaid & CHIP Beneficiaries
(September 2023)

1,433,888 Medicare Beneficiaries
(November 2023)

44,040 Cancer Cases Diagnosed
(Projected 2024)

403,950 Cancer Survivors
(Estimated 2023)

12,410 Cancer Deaths
(Projected 2024)

NIH Research Impact

66
NIH Funded Institutions
(2024)

\$470,545,805
Total NIH Grant Funding
(2024)

951
Research Projects Funded
(2024)

NIH Funding Improves Research Opportunity
2 NCI Designated Cancer Center
1002 NCI supported clinical trials

NIH Funding Improves Economic Opportunity
NIH grants created and supported more than
39,957 jobs in 2022 and generated **\$7.74 billion**
in new economic activity.

Sources

AMA Physician Masterfile, 2023
Enrollment Data Highlights
American Cancer Society Cancer Facts & Figures, 2024
Population, 2021
ASCO Workforce Information System
Census Bureau, 2023 Census Apportionment Results
CMS, Medicare Enrollment Dashboard, November
2023 FY2022

CMS Medicare Physician Compare, 2023
FY2022
Data.CMS.gov, Oncology Care Model
Data.Medicaid.gov, October 2023 Medicaid &
CHIP Enrollment Data Highlights
Kaiser Family Foundation, Health Insurance Coverage of Total
NCI National Designated Cancer Centers
NCI Supported Clinical Trials
NIH Awards by Location and Organization, U.S. FY 2024
United for Medical Research, State by State, U.S.

For more information visit asco.org or
contact us at grassroots@asco.org



CANCER CARE IN MICHIGAN



ASCO Members: **827**
ASCO State Affiliate Members: **554**



Number of Oncology Practices: **66**
Number of Oncologists: **653**
*as of 2023

10,037,261 Total Population
3.0% Uninsured Rate
(49th Highest) (Percent of Population
and State Rank, 2021)

2,904,023 Medicaid & CHIP
Beneficiaries
(September 2023)

2,214,949 Medicare
Beneficiaries
(November 2023)

64,530 Cancer Cases
Diagnosed
(Projected 2024)

584,520 Cancer Survivors
(Estimated 2023)

21,480 Cancer Deaths
(Projected 2024)

NIH Research Impact

10
NIH Funded Institutions
(2024)

\$134,412,738
Total NIH Grant Funding
(2024)

317
Research Projects Funded
(2024)

NIH Funding Improves Research Opportunity
2 NCI Designated Cancer Center
622 NCI supported clinical trials

NIH Funding Improves Economic Opportunity
NIH grants created and supported more than
15,003 jobs in 2022 and generated **\$2.41 billion** in new economic activity.

Sources

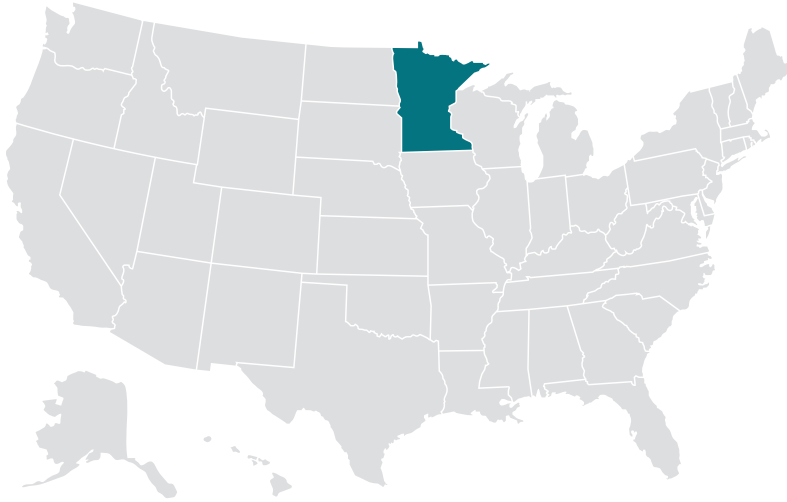
AMA Physician Masterfile, 2023
Enrollment Data Highlights
American Cancer Society Cancer Facts & Figures, 2024
Population, 2021
ASCO Workforce Information System
Census Bureau, 2023 Census Apportionment Results
CMS, Medicare Enrollment Dashboard, November
2023 FY2022

CMS Medicare Physician Compare, 2023
FY2022
Data.CMS.gov, Oncology Care Model
Data.Medicaid.gov, October 2023 Medicaid &
CHIP Enrollment Data Highlights
Kaiser Family Foundation, Health Insurance Coverage of Total
NCI National Designated Cancer Centers
NCI Supported Clinical Trials
NIH Awards by Location and Organization, U.S. FY 2024
United for Medical Research, State by State, U.S.

For more information visit asco.org or
contact us at grassroots@asco.org



CANCER CARE IN MINNESOTA



ASCO Members: 637
ASCO State Affiliate Members: 1,297



Number of Oncology Practices: 39
Number of Oncologists: 559
*as of 2023

5,737,915 Total Population
3.6% Uninsured Rate
(47th Highest)
(Percent of Population and State Rank, 2021)

1,327,676 Medicaid & CHIP Beneficiaries
(September 2023)

1,126,954 Medicare Beneficiaries
(November 2023)

37,930 Cancer Cases Diagnosed
(Projected 2024)

314,630 Cancer Survivors
(Estimated 2023)

10,320 Cancer Deaths
(Projected 2024)

NIH Research Impact

4
NIH Funded Institutions
(2024)

\$81,477,820
Total NIH Grant Funding
(2024)

188
Research Projects Funded
(2024)

NIH Funding Improves Research Opportunity
2 NCI Designated Cancer Center
681 NCI supported clinical trials

NIH Funding Improves Economic Opportunity
NIH grants created and supported more than
11,485 jobs in 2022 and generated **\$1.99 billion** in new economic activity.

Sources

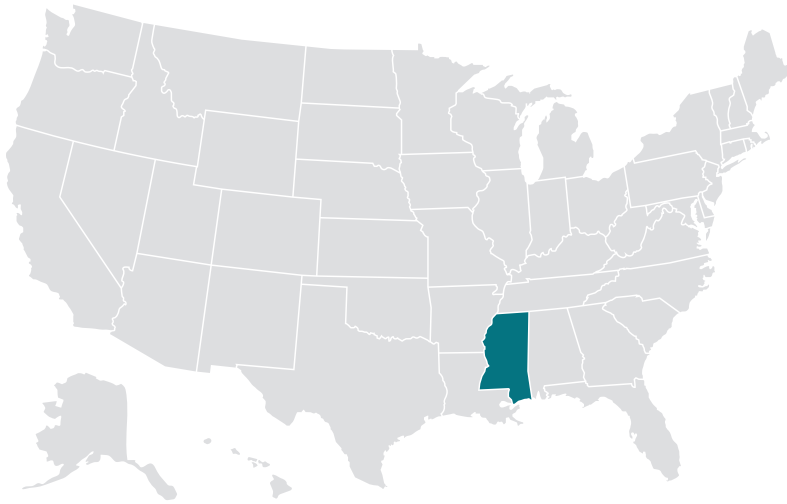
AMA Physician Masterfile, 2023
Enrollment Data Highlights
American Cancer Society Cancer Facts & Figures, 2024
Population, 2021
ASCO Workforce Information System
Census Bureau, 2023 Census Apportionment Results
CMS, Medicare Enrollment Dashboard, November 2023 FY2022

CMS Medicare Physician Compare, 2023
FY2022
Data.CMS.gov, Oncology Care Model
Data.Medicaid.gov, October 2023 Medicaid &
CHIP Enrollment Data Highlights
Kaiser Family Foundation, Health Insurance Coverage of Total
NCI National Designated Cancer Centers
NCI Supported Clinical Trials
NIH Awards by Location and Organization, U.S. FY 2024
United for Medical Research, State by State, U.S.

For more information visit asco.org or
contact us at grassroots@asco.org



CANCER CARE IN MISSISSIPPI



ASCO Members: 75
ASCO State Affiliate Members: 114



Number of Oncology Practices: 16
Number of Oncologists: 170
*as of 2023

2,939,690 Total Population
11.0% Uninsured Rate
(6th Highest) (Percent of
Population and State
Rank, 2021)

**713,856 Medicaid & CHIP
Beneficiaries**
(September 2023)

**633,457 Medicare
Beneficiaries**
(November 2023)

**18,170 Cancer Cases
Diagnosed**
(Projected 2024)

150,020 Cancer Survivors
(Estimated 2023)

6,650 Cancer Deaths
(Projected 2024)

NIH Research Impact

3
NIH Funded Institutions
(2024)

\$4,019,013
Total NIH Grant Funding
(2024)

13
Research Projects Funded
(2024)

NIH Funding Improves Research Opportunity

0 NCI Designated Cancer Center
103 NCI supported clinical trials

NIH Funding Improves Economic Opportunity

NIH grants created and supported more than
1,374 jobs in 2022 and generated **\$193 million** in new economic activity.

Sources

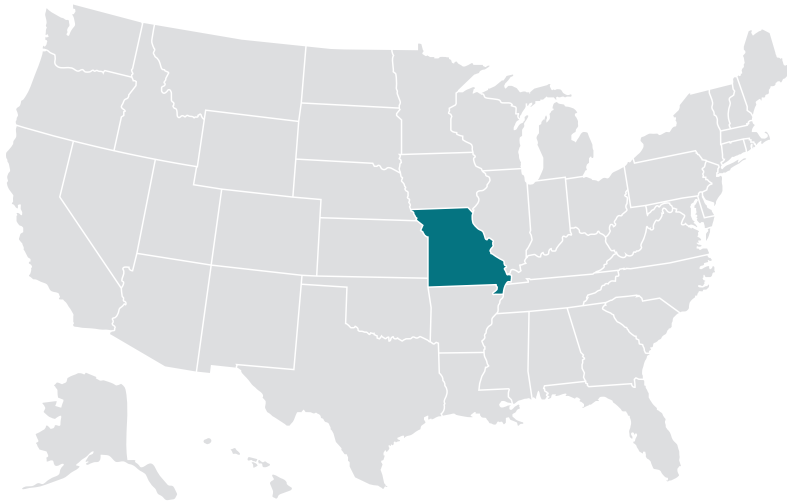
AMA Physician Masterfile, 2023
Enrollment Data Highlights
American Cancer Society Cancer Facts & Figures, 2024
Population, 2021
ASCO Workforce Information System
Census Bureau, 2023 Census Apportionment Results
CMS, Medicare Enrollment Dashboard, November
2023 FY2022

CMS Medicare Physician Compare, 2023
FY2022
Data.CMS.gov, Oncology Care Model
Data.Medicaid.gov, October 2023 Medicaid &
CHIP Enrollment Data Highlights
Kaiser Family Foundation, Health Insurance Coverage of Total
NCI National Designated Cancer Centers
NCI Supported Clinical Trials
NIH Awards by Location and Organization, U.S. FY 2024
United for Medical Research, State by State, U.S.

For more information visit asco.org or
contact us at grassroots@asco.org



CANCER CARE IN MISSOURI



ASCO Members: **485**
ASCO State Affiliate Members: **378**



Number of Oncology Practices: **41**
Number of Oncologists: **488**
*as of 2023

6,196,156 Total Population
7.5% Uninsured Rate
(20th Highest)
(Percent of Population and State Rank, 2021)

1,437,662 Medicaid & CHIP Beneficiaries
(September 2023)

1,311,105 Medicare Beneficiaries
(November 2023)

39,120 Cancer Cases Diagnosed
(Projected 2024)

320,820 Cancer Survivors
(Estimated 2023)

13,170 Cancer Deaths
(Projected 2024)

NIH Research Impact

11
NIH Funded Institutions
(2024)

\$104,775,064
Total NIH Grant Funding
(2024)

253
Research Projects Funded
(2024)

NIH Funding Improves Research Opportunity

1 NCI Designated Cancer Center
662 NCI supported clinical trials

NIH Funding Improves Economic Opportunity

NIH grants created and supported more than **11,168 jobs** in 2022 and generated **\$1.926 billion** in new economic activity.

Sources

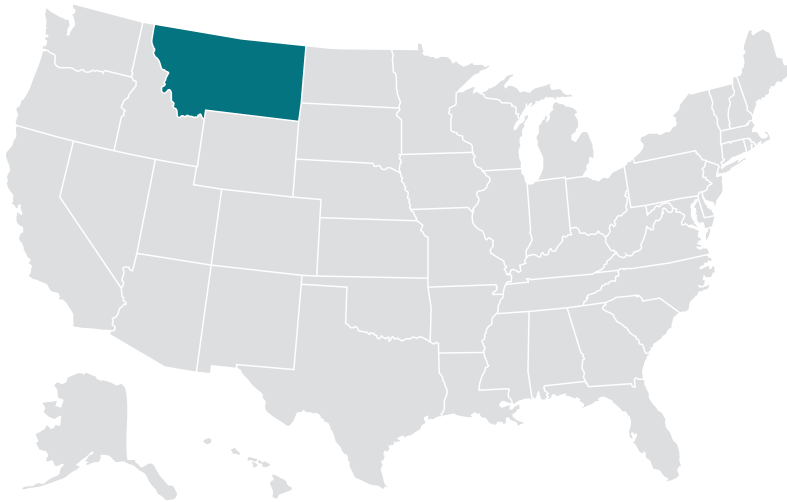
AMA Physician Masterfile, 2023
Enrollment Data Highlights
American Cancer Society Cancer Facts & Figures, 2024
Population, 2021
ASCO Workforce Information System
Census Bureau, 2023 Census Apportionment Results
CMS, Medicare Enrollment Dashboard, November 2023 FY2022

CMS Medicare Physician Compare, 2023
FY2022
Data.CMS.gov, Oncology Care Model
Data.Medicaid.gov, October 2023 Medicaid & CHIP Enrollment Data Highlights
Kaiser Family Foundation, Health Insurance Coverage of Total NCI National Designated Cancer Centers
NCI Supported Clinical Trials
NIH Awards by Location and Organization, U.S. FY 2024
United for Medical Research, State by State, U.S.

For more information visit asco.org or contact us at grassroots@asco.org



CANCER CARE IN MONTANA



ASCO Members: 45
ASCO State Affiliate Members: 92



Number of Oncology Practices: 14
Number of Oncologists: 89
*as of 2023

1,132,812 Total Population
6.0% Uninsured Rate
(33rd Highest) (Percent of Population and State Rank, 2021)

249,849 Medicaid & CHIP Beneficiaries
(September 2023)

257,538 Medicare Beneficiaries
(November 2023)

7,310 Cancer Cases Diagnosed
(Projected 2024)

60,820 Cancer Survivors
(Estimated 2023)

2,230 Cancer Deaths
(Projected 2024)

NIH Research Impact

3
NIH Funded Institutions
(2024)

\$5,315,746
Total NIH Grant Funding
(2024)

9
Research Projects Funded
(2024)

NIH Funding Improves Research Opportunity
0 NCI Designated Cancer Center
121 NCI supported clinical trials

NIH Funding Improves Economic Opportunity
NIH grants created and supported more than
849 jobs in 2022 and generated **\$111 million**
in new economic activity.

Sources

AMA Physician Masterfile, 2023
Enrollment Data Highlights
American Cancer Society Cancer Facts & Figures, 2024
Population, 2021
ASCO Workforce Information System
Census Bureau, 2023 Census Apportionment Results
CMS, Medicare Enrollment Dashboard, November 2023 FY2022

CMS Medicare Physician Compare, 2023
FY2022
Data.CMS.gov, Oncology Care Model
Data.Medicaid.gov, October 2023 Medicaid &
CHIP Enrollment Data Highlights
Kaiser Family Foundation, Health Insurance Coverage of Total
NCI National Designated Cancer Centers
NCI Supported Clinical Trials
NIH Awards by Location and Organization, U.S. FY 2024
United for Medical Research, State by State, U.S.

For more information visit asco.org or
contact us at grassroots@asco.org

