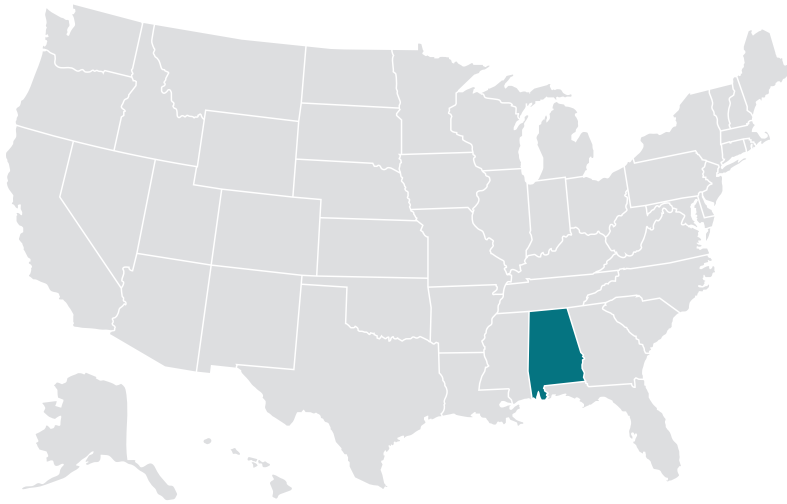


# CANCER CARE IN ALABAMA



ASCO Members: **302**  
ASCO State Affiliate Members: **915**



Number of Oncology Practices: **28**  
Number of Oncologists: **279**  
\*as of 2023

**5,108,468** Total Population  
**7.6%** Uninsured Rate  
(19th highest) (Percent of Population  
and State Rank, 2021)

**1,123,313** Medicaid & CHIP  
Beneficiaries  
(September 2023)

**1,103,330** Medicare  
Beneficiaries  
(November 2023)

**30,270** Cancer Cases  
Diagnosed  
(Projected 2024)

**251,930** Cancer Survivors  
(Estimated 2023)

**10,600** Cancer Deaths  
(Projected 2024)

## NIH Research Impact

**7**  
NIH Funded Institutions  
(2024)

**\$44,453,278**  
Total NIH Grant Funding  
(2024)

**109**  
Research Projects Funded  
(2024)

### NIH Funding Improves Research Opportunity

**1** NCI Designated Cancer Center  
**273** NCI supported clinical trials

### NIH Funding Improves Economic Opportunity

NIH grants created and supported more than  
**6,092 jobs** in 2022 and generated **\$935 million** in new economic activity.

#### Sources

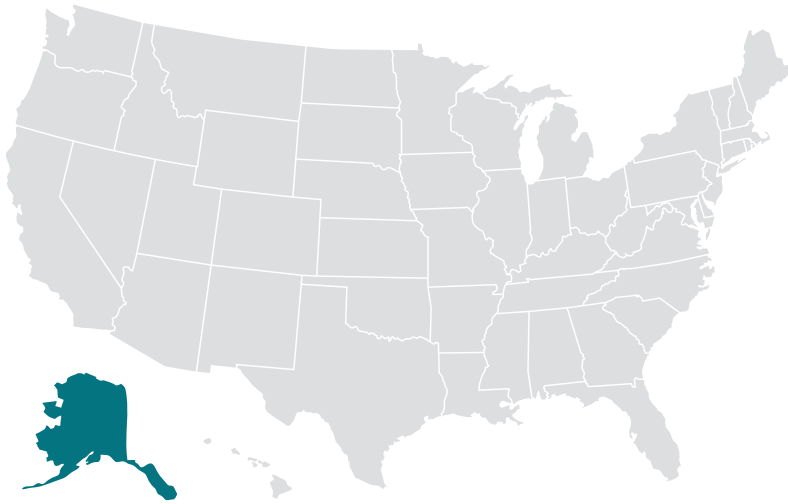
AMA Physician Masterfile, 2023  
Enrollment Data Highlights  
American Cancer Society Cancer Facts & Figures, 2024  
Population, 2021  
ASCO Workforce Information System  
Census Bureau, 2023 Census Apportionment Results  
CMS, Medicare Enrollment Dashboard, November  
2023 FY2022

CMS Medicare Physician Compare, 2023  
FY2022  
Data.CMS.gov, Oncology Care Model  
Data.Medicaid.gov, October 2023 Medicaid &  
CHIP Enrollment Data Highlights  
Kaiser Family Foundation, Health Insurance Coverage of Total  
NCI Supported Clinical Centers  
NCI Supported Clinical Trials  
NIH Awards by Location and Organization, U.S. FY 2024  
United for Medical Research, State by State, U.S.

For more information visit [asco.org](https://asco.org) or  
contact us at [grassroots@asco.org](mailto:grassroots@asco.org)



# CANCER CARE IN ALASKA



ASCO Members: **20**  
ASCO State Affiliate Members: **30**



Number of Oncology Practices: **8**  
Number of Oncologists: **50**  
\*as of 2023

**733,406** Total Population  
**14.0% Uninsured Rate**  
(2nd Highest) (Percent of Population  
and State Rank, 2021)

**211,981** Medicaid & CHIP  
Beneficiaries  
(September 2023)

**115,549** Medicare  
Beneficiaries  
(November 2023)

**3,710** Cancer Cases  
Diagnosed  
(Projected 2024)

**30,080** Cancer Survivors  
(Estimated 2023)

**1,220** Cancer Deaths  
(Projected 2024)

## NIH Research Impact

**2**  
NIH Funded Institutions  
(2024)

**\$222,091**  
Total NIH Grant Funding  
(2024)

**3**  
Research Projects Funded  
(2024)

### NIH Funding Improves Research Opportunity

**0** NCI Designated Cancer Center  
**97** NCI supported clinical trials

### NIH Funding Improves Economic

**Opportunity** NIH grants created and supported more than **467 jobs** in 2022 and generated **\$70 million** in new economic activity.

#### Sources

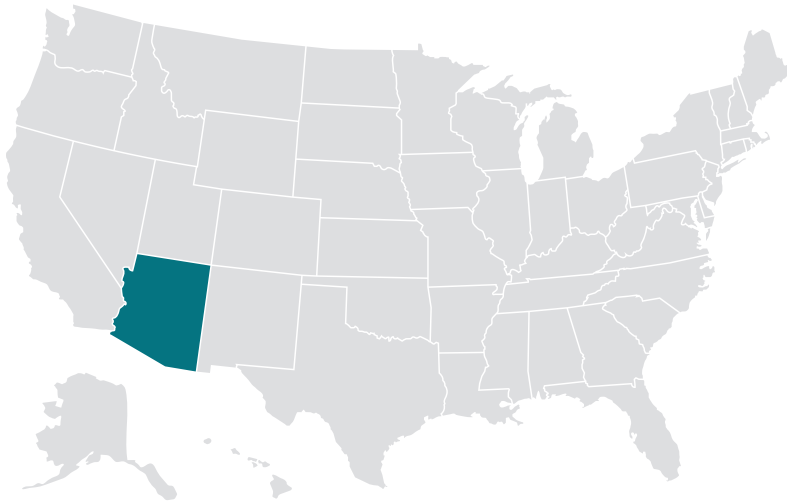
AMA Physician Masterfile, 2023  
Enrollment Data Highlights  
American Cancer Society Cancer Facts & Figures, 2024  
Population, 2021  
ASCO Workforce Information System  
Census Bureau, 2023 Census Apportionment Results  
CMS, Medicare Enrollment Dashboard, November  
2023 FY2022

CMS Medicare Physician Compare, 2023  
FY2022  
Data.CMS.gov, Oncology Care Model  
Data.Medicaid.gov, October 2023 Medicaid &  
CHIP Enrollment Data Highlights  
Kaiser Family Foundation, Health Insurance Coverage of Total  
NCI National Designated Cancer Centers  
NCI Supported Clinical Trials  
NIH Awards by Location and Organization, U.S. FY 2024  
United for Medical Research, State by State, U.S.

For more information visit [asco.org](https://asco.org) or  
contact us at [grassroots@asco.org](mailto:grassroots@asco.org)



# CANCER CARE IN ARIZONA



**ASCO Members: 515**  
**ASCO State Affiliate Members: 446**



**Number of Oncology Practices: 32**  
**Number of Oncologists: 490**

*\*as of 2023*

**7,431,344 Total Population**  
**10% Uninsured Rate**  
(10th Highest) (Percent of Population  
and State Rank, 2021)

**2,052,705 Medicaid & CHIP  
Beneficiaries**  
(September 2023)

**1,468,797 Medicare  
Beneficiaries**  
(November 2023)

**42,670 Cancer Cases  
Diagnosed**  
(Projected 2024)

**308,160 Cancer Survivors**  
(Estimated 2023)

**13,280 Cancer Deaths**  
(Projected 2024)

## NIH Research Impact

**10**  
**NIH Funded Institutions**  
(2024)

**\$42,385,262**  
**Total NIH Grant Funding**  
(2024)

**91**  
**Research Projects Funded**  
(2024)

**NIH Funding Improves Research Opportunity**  
**2** NCI Designated Cancer Center  
**433** NCI supported clinical trials

**NIH Funding Improves Economic Opportunity**  
NIH grants created and supported more than  
**7,052 jobs** in 2022 and generated **\$1.04 billion**  
in new economic activity.

### Sources

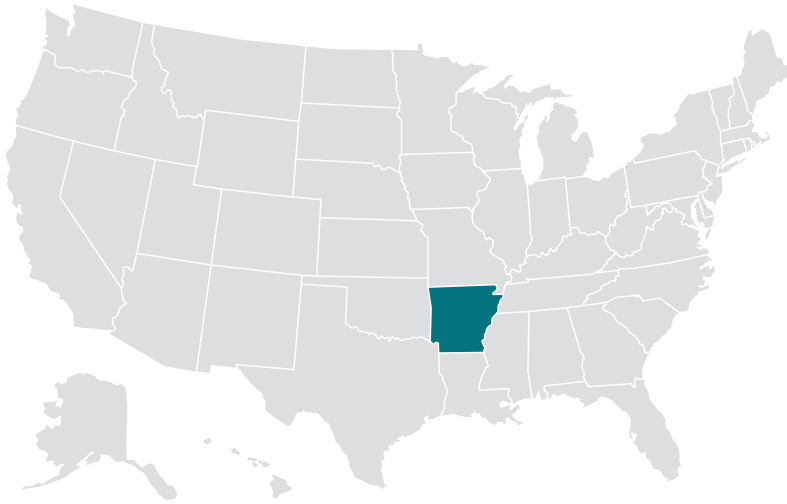
AMA Physician Masterfile, 2023  
Enrollment Data Highlights  
American Cancer Society Cancer Facts & Figures, 2024  
Population, 2021  
ASCO Workforce Information System  
Census Bureau, 2023 Census Apportionment Results  
CMS, Medicare Enrollment Dashboard, November  
2023 FY2022

CMS Medicare Physician Compare, 2023  
FY2022  
Data.CMS.gov, Oncology Care Model  
Data.Medicaid.gov, October 2023 Medicaid &  
CHIP Enrollment Data Highlights  
Kaiser Family Foundation, Health Insurance Coverage of Total  
NCI Supported Clinical Trials  
NIH Awards by Location and Organization, U.S. FY 2024  
United for Medical Research, State by State, U.S.

For more information visit [asco.org](https://asco.org) or  
contact us at [grassroots@asco.org](mailto:grassroots@asco.org)



# CANCER CARE IN ARKANSAS



ASCO Members: **115**



Number of Oncology Practices: **20**

Number of Oncologists: **164**

\*as of 2023

**3,067,732** Total Population  
**9.1% Uninsured Rate**  
(12th Highest) (Percent of Population  
and State Rank, 2021)

**807,774** Medicaid & CHIP  
Beneficiaries  
(September 2023)

**670,215** Medicare  
Beneficiaries  
(November 2023)

**19,100** Cancer Cases  
Diagnosed  
(Projected 2024)

**154,660** Cancer Survivors  
(Estimated 2023)

**6,360** Cancer Deaths  
(Projected 2024)

## NIH Research Impact

**3**

NIH Funded Institutions  
(2024)

**\$4,404,364**

Total NIH Grant Funding  
(2024)

**14**

Research Projects Funded  
(2024)

### NIH Funding Improves Research Opportunity

**0** NCI Designated Cancer Center  
**156** NCI supported clinical trials

### NIH Funding Improves Economic Opportunity

NIH grants created and supported more than  
**2,020 jobs** in 2022 and generated **\$281 million**  
in new economic activity.

#### Sources

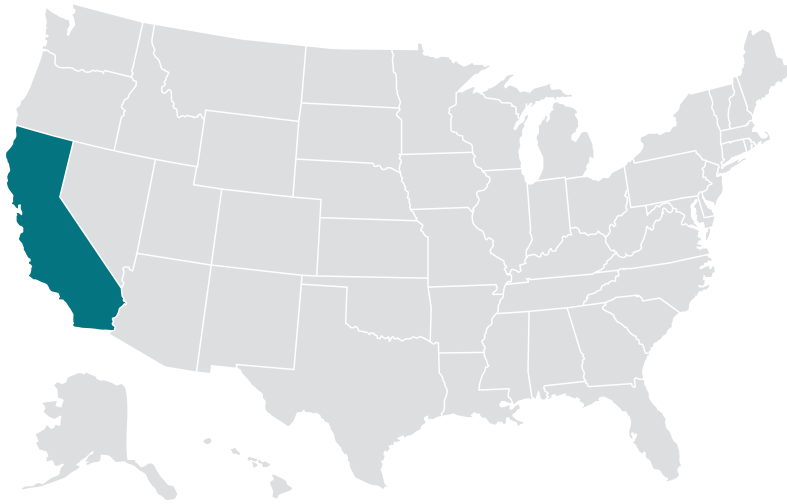
AMA Physician Masterfile, 2023  
Enrollment Data Highlights  
American Cancer Society Cancer Facts & Figures, 2024  
Population, 2021  
ASCO Workforce Information System  
Census Bureau, 2023 Census Apportionment Results  
CMS, Medicare Enrollment Dashboard, November  
2023 FY2022

CMS Medicare Physician Compare, 2023  
FY2022  
Data.CMS.gov, Oncology Care Model  
Data.Medicaid.gov, October 2023 Medicaid &  
CHIP Enrollment Data Highlights  
Kaiser Family Foundation, Health Insurance Coverage of Total  
NCI National Designated Cancer Centers  
NCI Supported Clinical Trials  
NIH Awards by Location and Organization, U.S. FY 2024  
United for Medical Research, State by State, U.S.

For more information visit [asco.org](https://asco.org) or  
contact us at [grassroots@asco.org](mailto:grassroots@asco.org)



# CANCER CARE IN CALIFORNIA



**ASCO Members: 4281**  
**ASCO State Affiliate Members: 626**



**Number of Oncology Practices: 133**  
**Number of Oncologists: 2,414**  
\*as of 2023

**38,965,193 Total Population**  
**7.5% Uninsured Rate**  
(20th Highest) (Percent of Population  
and State Rank, 2021)

**14,008,964 Medicaid & CHIP  
Beneficiaries**  
(September 2023)

**193,880 Cancer Cases  
Diagnosed**  
(Projected 2024)

**6,807,496 Medicare  
Beneficiaries**  
(November 2023)

**1,758,890 Cancer Survivors**  
(Estimated 2023)

**59,930 Cancer Deaths**  
(Projected 2024)

## NIH Research Impact

**85**  
**NIH Funded Institutions**  
(2024)

**\$589,078,875**  
**Total NIH Grant Funding**  
(2024)

**1,273**  
**Research Projects Funded**  
(2024)

**NIH Funding Improves Research Opportunity**  
**10** NCI Designated Cancer Center  
**1726** NCI supported clinical trials

**NIH Funding Improves Economic Opportunity**  
NIH grants created and supported more than  
**86,470 jobs** in 2022 and generated **\$15.37 billion**  
in new economic activity.

### Sources

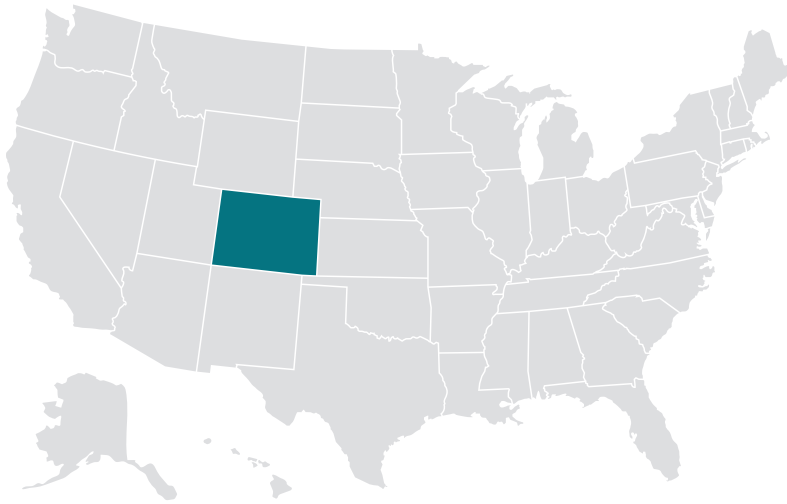
AMA Physician Masterfile, 2023  
Enrollment Data Highlights  
American Cancer Society Cancer Facts & Figures, 2024  
Population, 2021  
ASCO Workforce Information System  
Census Bureau, 2023 Census Apportionment Results  
CMS, Medicare Enrollment Dashboard, November  
2023 FY2022

CMS Medicare Physician Compare, 2023  
FY2022  
Data.CMS.gov, Oncology Care Model  
Data.Medicaid.gov, October 2023 Medicaid &  
CHIP Enrollment Data Highlights  
Kaiser Family Foundation, Health Insurance Coverage of Total  
NCI National Designated Cancer Centers  
NCI Supported Clinical Trials  
NIH Awards by Location and Organization, U.S. FY 2024  
United for Medical Research, State by State, U.S.

For more information visit [asco.org](https://asco.org) or  
contact us at [grassroots@asco.org](mailto:grassroots@asco.org)



# CANCER CARE IN COLORADO



**ASCO Members: 437**  
**ASCO State Affiliate Members: 518**



**Number of Oncology Practices: 27**  
**Number of Oncologists: 391**  
\*as of 2023

**5,877,610 Total Population**  
**7.0% Uninsured Rate**  
(24th Highest) (Percent of Population and State Rank, 2021)

**1,534,304 Medicaid & CHIP Beneficiaries**  
(September 2023)

**1,015,685 Medicare Beneficiaries**  
(November 2023)

**29,430 Cancer Cases Diagnosed**  
(Projected 2024)

**250,460 Cancer Survivors**  
(Estimated 2023)

**8,480 Cancer Deaths**  
(Projected 2024)

## NIH Research Impact

**9**  
**NIH Funded Institutions**  
(2024)

**\$70,470,864**  
**Total NIH Grant Funding**  
(2024)

**211**  
**Research Projects Funded**  
(2024)

### NIH Funding Improves Research Opportunity

**1** NCI Designated Cancer Center  
**470** NCI supported clinical trials

### NIH Funding Improves Economic Opportunity

NIH grants created and supported more than **9,902 jobs** in 2022 and generated **\$1.57 billion** in new economic activity.

#### Sources

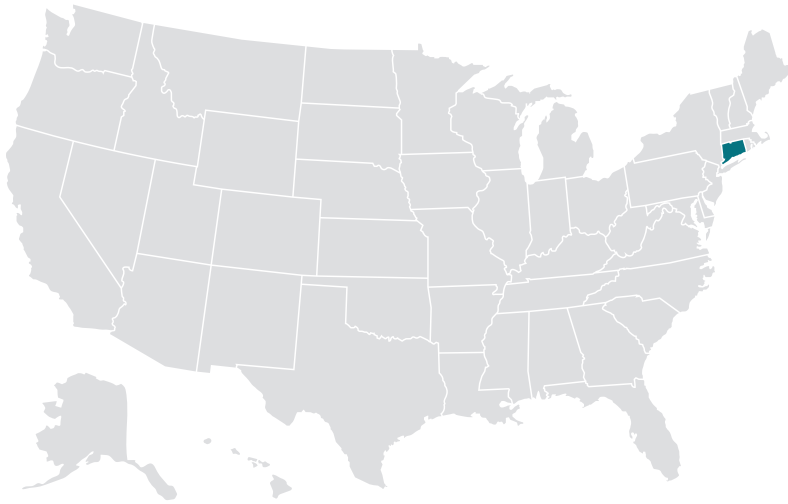
AMA Physician Masterfile, 2023  
Enrollment Data Highlights  
American Cancer Society Cancer Facts & Figures, 2024  
Population, 2021  
ASCO Workforce Information System  
Census Bureau, 2023 Census Apportionment Results  
CMS, Medicare Enrollment Dashboard, November 2023 FY2022

CMS Medicare Physician Compare, 2023  
FY2022  
Data.CMS.gov, Oncology Care Model  
Data.Medicaid.gov, October 2023 Medicaid & CHIP Enrollment Data Highlights  
Kaiser Family Foundation, Health Insurance Coverage of Total NCI Supported Clinical Trials  
NIH Awards by Location and Organization, U.S. FY 2024  
United for Medical Research, State by State, U.S.

For more information visit [asco.org](https://asco.org) or contact us at [grassroots@asco.org](mailto:grassroots@asco.org)



# CANCER CARE IN CONNECTICUT



ASCO Members: **554**  
ASCO State Affiliate Members: **120**



Number of Oncology Practices: **20**  
Number of Oncologists: **337**  
\*as of 2023

**3,617,176** Total Population  
**5.7% Uninsured Rate**  
(38th Highest) (Percent of Population and State Rank, 2021)

**962,954** Medicaid & CHIP Beneficiaries  
(September 2023)

**728,023** Medicare Beneficiaries  
(November 2023)

**23,550** Cancer Cases Diagnosed  
(Projected 2024)

**224,530** Cancer Survivors  
(Estimated 2023)

**6,440** Cancer Deaths  
(Projected 2024)

## NIH Research Impact

**10**  
NIH Funded Institutions  
(2024)

**\$96,679,157**  
Total NIH Grant Funding  
(2024)

**238**  
Research Projects Funded  
(2024)

### NIH Funding Improves Research Opportunity

**1** NCI Designated Cancer Center  
**321** NCI supported clinical trials

### NIH Funding Improves Economic Opportunity

NIH grants created and supported more than **8,442 jobs** in 2022 and generated **\$1.68 billion** in new economic activity.

#### Sources

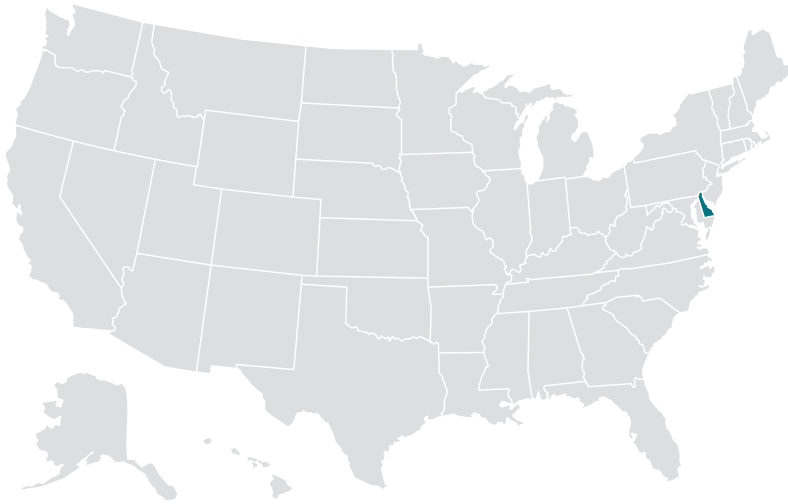
AMA Physician Masterfile, 2023  
Enrollment Data Highlights  
American Cancer Society Cancer Facts & Figures, 2024  
Population, 2021  
ASCO Workforce Information System  
Census Bureau, 2023 Census Apportionment Results  
CMS, Medicare Enrollment Dashboard, November 2023 FY2022

CMS Medicare Physician Compare, 2023  
FY2022  
Data.CMS.gov, Oncology Care Model  
Data.Medicaid.gov, October 2023 Medicaid & CHIP Enrollment Data Highlights  
Kaiser Family Foundation, Health Insurance Coverage of Total NCI Supported Clinical Trials  
NIH Awards by Location and Organization, U.S. FY 2024  
United for Medical Research, State by State, U.S.

For more information visit [asco.org](https://asco.org) or contact us at [grassroots@asco.org](mailto:grassroots@asco.org)



# CANCER CARE IN DELAWARE



**ASCO Members: 87**  
**ASCO State Affiliate Members: 73**



**Number of Oncology Practices: 5**  
**Number of Oncologists: 76**  
\*as of 2023

**1,031,890 Total Population**  
**6.5% Uninsured Rate**  
(28th Highest) (Percent of Population and State Rank, 2021)

**296,149 Medicaid & CHIP Beneficiaries**  
(September 2023)

**239,026 Medicare Beneficiaries**  
(November 2023)

**7,340 Cancer Cases Diagnosed**  
(Projected 2024)

**58,330 Cancer Survivors**  
(Estimated 2023)

**2,250 Cancer Deaths**  
(Projected 2024)

## NIH Research Impact

**7**  
**NIH Funded Institutions**  
(2024)

**\$8,376,748**  
**Total NIH Grant Funding**  
(2024)

**17**  
**Research Projects Funded**  
(2024)

### NIH Funding Improves Research Opportunity

**0** NCI Designated Cancer Center  
**129** NCI supported clinical trials

### NIH Funding Improves Economic Opportunity

NIH grants created and supported more than **865 jobs** in 2022 and generated **\$203 million** in new economic activity.

#### Sources

AMA Physician Masterfile, 2023  
Enrollment Data Highlights  
American Cancer Society Cancer Facts & Figures, 2024  
Population, 2021  
ASCO Workforce Information System  
Census Bureau, 2023 Census Apportionment Results  
CMS, Medicare Enrollment Dashboard, November 2023 FY2022

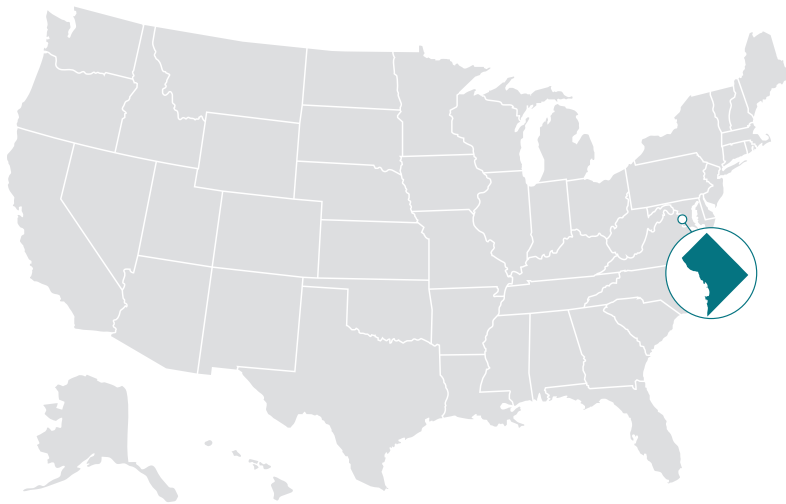
CMS Medicare Physician Compare, 2023  
FY2022  
Data.CMS.gov, Oncology Care Model  
Data.Medicaid.gov, October 2023 Medicaid & CHIP Enrollment Data Highlights  
Kaiser Family Foundation, Health Insurance Coverage of Total NCI National Designated Cancer Centers  
NCI Supported Clinical Trials  
NIH Awards by Location and Organization, U.S. FY 2024  
United for Medical Research, State by State, U.S.

For more information visit [asco.org](https://asco.org) or contact us at [grassroots@asco.org](mailto:grassroots@asco.org)





# CANCER CARE IN DISTRICT OF COLUMBIA



**ASCO Members: 222**  
**ASCO State Affiliate Members: 1364**



**Number of Oncology Practices: 10**  
**Number of Oncologists: 167**  
\*as of 2023

**678,972 Total Population**  
**3.8% Uninsured Rate**  
(45th Highest) (Percent of Population and State Rank, 2021)

**283,612 Medicaid & CHIP Beneficiaries**  
(September 2023)

**95,256 Medicare Beneficiaries**  
(November 2023)

**3,300 Cancer Cases Diagnosed**  
(Projected 2024)

**27,940 Cancer Survivors**  
(Estimated 2023)

**980 Cancer Deaths**  
(Projected 2024)

## NIH Research Impact

**8**  
**NIH Funded Institutions**  
(2024)

**\$20,796,076**  
**Total NIH Grant Funding**  
(2024)

**53**  
**Research Projects Funded**  
(2024)

**NIH Funding Improves Research Opportunity**  
**1** NCI Designated Cancer Center  
**245** NCI supported clinical trials

**NIH Funding Improves Economic Opportunity** NIH grants created and supported more than **787 jobs** in 2022 and generated **\$473 million** in new economic activity.

### Sources

AMA Physician Masterfile, 2023  
Enrollment Data Highlights  
American Cancer Society Cancer Facts & Figures, 2024  
Population, 2021  
ASCO Workforce Information System  
Census Bureau, 2023 Census Apportionment Results  
CMS, Medicare Enrollment Dashboard, November 2023 FY2022

CMS Medicare Physician Compare, 2023  
FY2022  
Data.CMS.gov, Oncology Care Model  
Data.Medicaid.gov, October 2023 Medicaid & CHIP Enrollment Data Highlights  
Kaiser Family Foundation, Health Insurance Coverage of Total NCI Supported Clinical Centers  
NIH Awards by Location and Organization, U.S. FY 2024  
United for Medical Research, State by State, U.S.

For more information visit [asco.org](https://asco.org) or contact us at [grassroots@asco.org](mailto:grassroots@asco.org)



# CANCER CARE IN FLORIDA



**ASCO Members: 1,770**  
**ASCO State Affiliate Members: 4,546**



**Number of Oncology Practices: 80**  
**Number of Oncologists: 1563**  
\*as of 2023

**22,610,726 Total Population**  
**12.7% Uninsured Rate**  
(4th Highest) (Percent of Population and State Rank, 2021)

**4,234,627 Medicaid & CHIP Beneficiaries**  
(September 2023)

**5,050,693 Medicare Beneficiaries**  
(November 2023)

**160,680 Cancer Cases Diagnosed**  
(Projected 2024)

**1,224,140 Cancer Survivors**  
(Estimated 2023)

**48,110 Cancer Deaths**  
(Projected 2024)

## NIH Research Impact

**17**  
**NIH Funded Institutions**  
(2024)

**\$113,964,521**  
**Total NIH Grant Funding**  
(2024)

**255**  
**Research Projects Funded**  
(2024)

**NIH Funding Improves Research Opportunity**  
**4** NCI Designated Cancer Center  
**892** NCI supported clinical trials

**NIH Funding Improves Economic Opportunity**  
NIH grants created and supported more than  
**19,262 jobs** in 2022 and generated **\$2.69 billion**  
in new economic activity.

### Sources

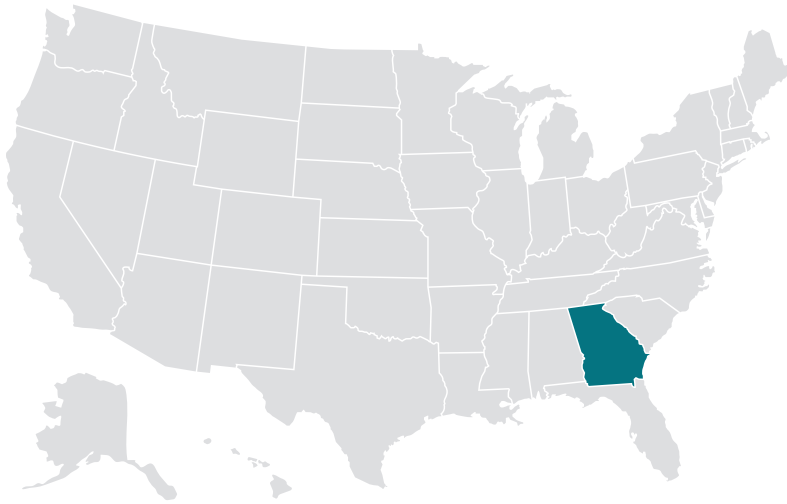
AMA Physician Masterfile, 2023  
Enrollment Data Highlights  
American Cancer Society Cancer Facts & Figures, 2024  
Population, 2021  
ASCO Workforce Information System  
Census Bureau, 2023 Census Apportionment Results  
CMS, Medicare Enrollment Dashboard, November  
2023 FY2022

CMS Medicare Physician Compare, 2023  
FY2022  
Data.CMS.gov, Oncology Care Model  
Data.Medicaid.gov, October 2023 Medicaid &  
CHIP Enrollment Data Highlights  
Kaiser Family Foundation, Health Insurance Coverage of Total  
NCI National Designated Cancer Centers  
NCI Supported Clinical Trials  
NIH Awards by Location and Organization, U.S. FY 2024  
United for Medical Research, State by State, U.S.

For more information visit [asco.org](https://asco.org) or  
contact us at [grassroots@asco.org](mailto:grassroots@asco.org)



# CANCER CARE IN GEORGIA



ASCO Members: **682**  
ASCO State Affiliate Members: **1,253**



Number of Oncology Practices: **37**  
Number of Oncologists: **610**  
\*as of 2023

**11,029,227** Total Population  
**12.3%** Uninsured Rate  
(5th Highest)  
(Percent of Population and State Rank, 2021)

**2,297,930** Medicaid & CHIP Beneficiaries  
(September 2023)

**1,907,053** Medicare Beneficiaries  
(November 2023)

**63,170** Cancer Cases Diagnosed  
(Projected 2024)

**485,770** Cancer Survivors  
(Estimated 2023)

**18,740** Cancer Deaths  
(Projected 2024)

## NIH Research Impact

**13**  
NIH Funded Institutions  
(2024)

**\$94,990,612**  
Total NIH Grant Funding  
(2024)

**220**  
Research Projects Funded  
(2024)

**NIH Funding Improves Research Opportunity**  
**1** NCI Designated Cancer Center  
**547** NCI supported clinical trials

**NIH Funding Improves Economic Opportunity**  
NIH grants created and supported more than  
**17,340 jobs** in 2022 and generated **\$2.46 billion** in new economic activity.

### Sources

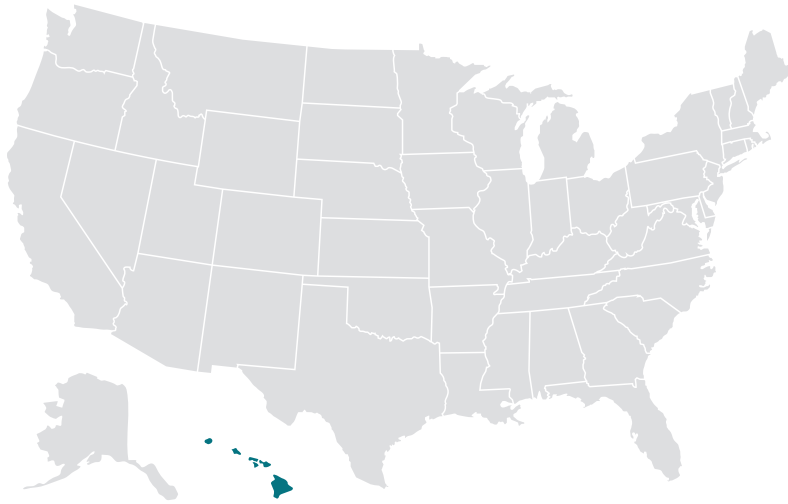
AMA Physician Masterfile, 2023  
Enrollment Data Highlights  
American Cancer Society Cancer Facts & Figures, 2024  
Population, 2021  
ASCO Workforce Information System  
Census Bureau, 2023 Census Apportionment Results  
CMS, Medicare Enrollment Dashboard, November 2023 FY2022

CMS Medicare Physician Compare, 2023 FY2022  
Data.CMS.gov, Oncology Care Model  
Data.Medicaid.gov, October 2023 Medicaid & CHIP Enrollment Data Highlights  
Kaiser Family Foundation, Health Insurance Coverage of Total NCI National Designated Cancer Centers  
NCI Supported Clinical Trials  
NIH Awards by Location and Organization, U.S. FY 2024  
United for Medical Research, State by State, U.S.

For more information visit [asco.org](https://asco.org) or contact us at [grassroots@asco.org](mailto:grassroots@asco.org)



# CANCER CARE IN HAWAII



**ASCO Members: 74**  
**ASCO State Affiliate Members: 426**



**Number of Oncology Practices: 11**  
**Number of Oncologists: 92**  
\*as of 2023

**1,435,138 Total Population**  
**4.3% Uninsured Rate**  
(44th Highest) (Percent of Population and State Rank, 2021)

**463,294 Medicaid & CHIP Beneficiaries**  
(September 2023)

**302,086 Medicare Beneficiaries**  
(November 2023)

**8,670 Cancer Cases Diagnosed**  
(Projected 2024)

**74,410 Cancer Survivors**  
(Estimated 2023)

**2,650 Cancer Deaths**  
(Projected 2024)

## NIH Research Impact

**3**  
**NIH Funded Institutions**  
(2024)

**\$5,044,905**  
**Total NIH Grant Funding**  
(2024)

**11**  
**Research Projects Funded**  
(2024)

**NIH Funding Improves Research Opportunity**  
**1** NCI Designated Cancer Center  
**115** NCI supported clinical trials

**NIH Funding Improves Economic Opportunity**  
NIH grants created and supported more than  
**1,228 jobs** in 2022 and generated **\$181 million** in new economic activity.

### Sources

AMA Physician Masterfile, 2023  
Enrollment Data Highlights  
American Cancer Society Cancer Facts & Figures, 2024  
Population, 2021  
ASCO Workforce Information System  
Census Bureau, 2023 Census Apportionment Results  
CMS, Medicare Enrollment Dashboard, November 2023 FY2022

CMS Medicare Physician Compare, 2023  
FY2022  
Data.CMS.gov, Oncology Care Model  
Data.Medicaid.gov, October 2023 Medicaid & CHIP Enrollment Data Highlights  
Kaiser Family Foundation, Health Insurance Coverage of Total NCI National Designated Cancer Centers  
NCI Supported Clinical Trials  
NIH Awards by Location and Organization, U.S. FY 2024  
United for Medical Research, State by State, U.S.

For more information visit [asco.org](https://asco.org) or contact us at [grassroots@asco.org](mailto:grassroots@asco.org)

